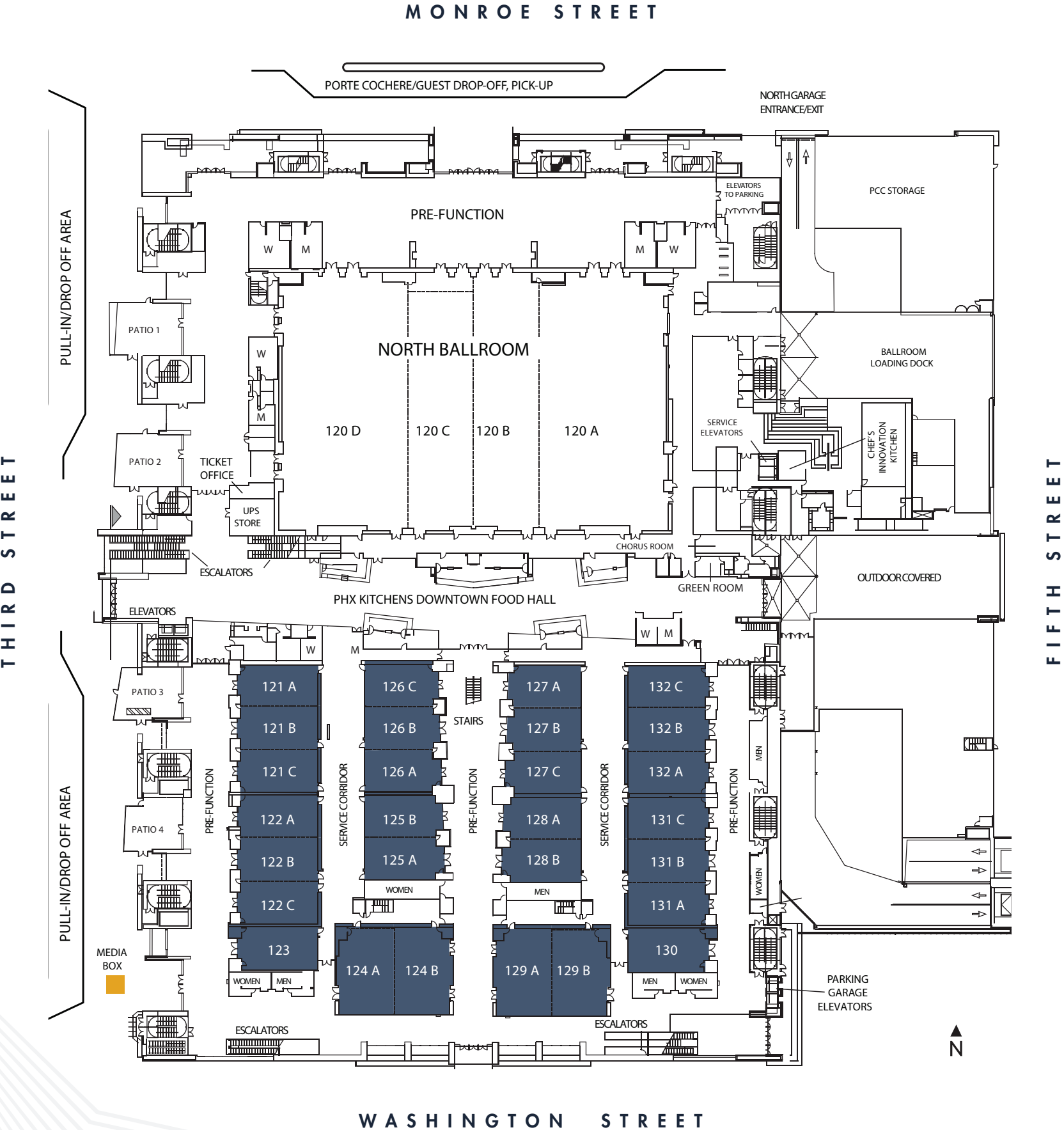


NORTH BUILDING | 100 LEVEL

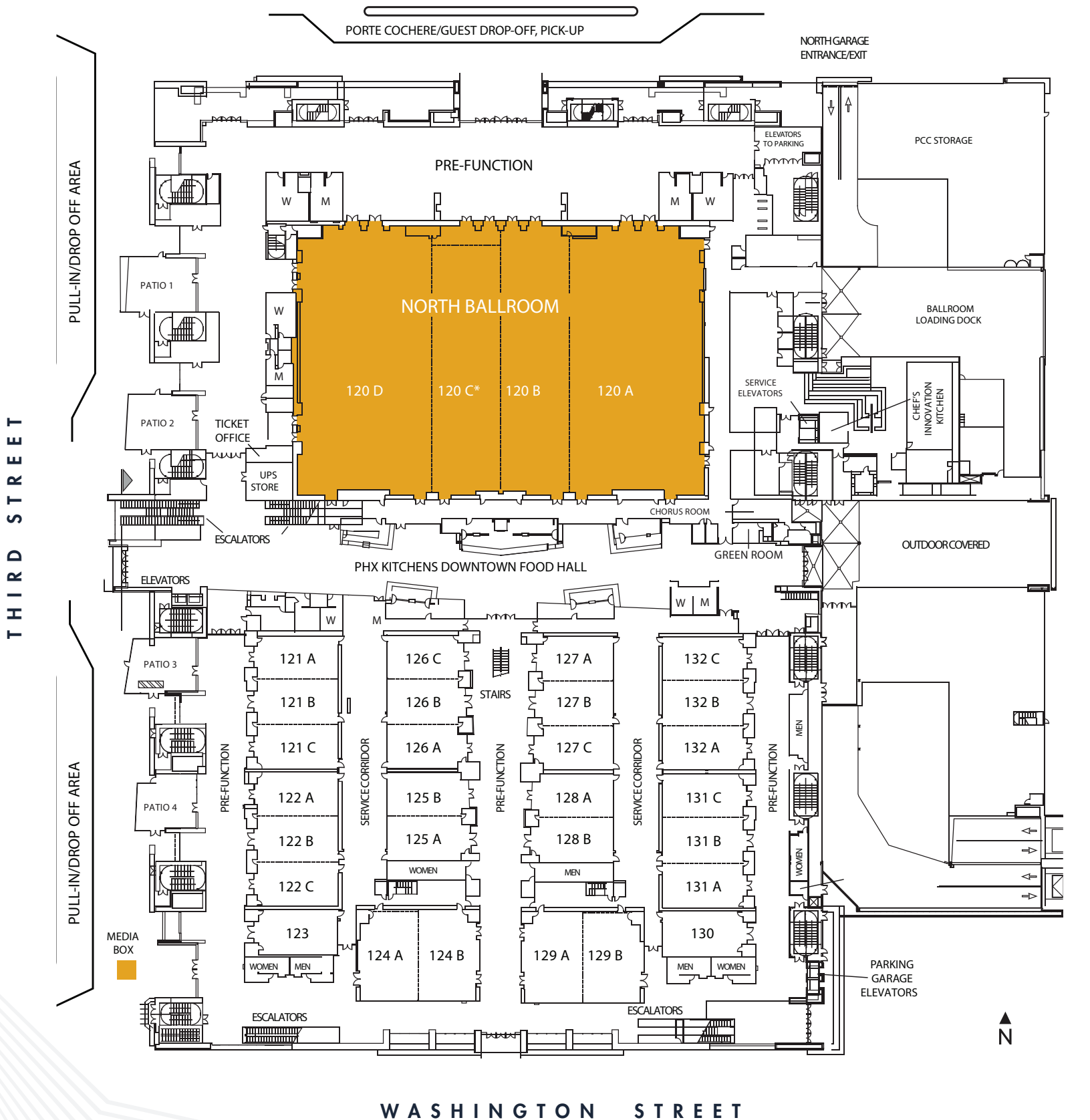


MEETING SPACE SPECS

The 100 level features 28 meeting rooms with more than 43,000 square feet of versatile break-out space with a ceiling height of 16'5". Meeting rooms can be customized to meet the needs of any event and are linked by a back-of-house corridor to ensure uninterrupted service. It includes four unique outdoor patios, each offering from 720–900 square feet of usable space that provides a perfect outdoor experience.

ROOM	AREA (SF)	DIMENSION	THEATER	CLASSROOM	BANQUET
121 A / 131 A	1,500	54' x 29'	144	82	50
121 B / 131 B	1,560	54' x 30'	156	82	50
121 C / 131 C	1,500	54' x 29'	144	82	50
121 ABC / 131 ABC	4,560	54' x 88'	517	286	220
122 A / 132 A	1,500	54' x 29'	144	82	50
122 B / 132 B	1,560	54' x 30'	156	82	50
122 C / 132 C	1,500	54' x 29'	144	82	50
122 ABC / 132 ABC	4,560	54' x 88'	517	286	220
123 / 130	1,560	54' x 30'	156	82	50
124 A / 129 A	2,180	38' x 60'	220	121	110
124 B / 129 B	2,180	38' x 60'	220	121	110
124 AB / 129 AB	4,360	76' x 60'	440	248	230
125 A	1,380	52' x 29'	128	60	50
125 B	1,360	51' x 29'	118	60	50
125 AB	2,740	52' x 58'	255	144	140
126 A	1,300	49' x 29'	118	60	50
126 B	1,360	49' x 30'	128	60	50
126 C	1,300	48' x 29'	118	60	50
126 ABC	3,960	49' x 88'	432	245	190
127 A	1,300	48' x 29'	118	60	50
127 B	1,360	49' x 30'	128	60	50
127 C	1,300	49' x 29'	118	60	50
127 ABC	3,960	49' x 88'	432	245	190
128 A	1,360	51' x 29'	118	60	50
128 B	1,380	52' x 29'	128	60	50
128 AB	2,740	52' x 58'	255	144	140
TOTAL	43,000				
PRE-FUNCTION 30,000 SF*		Standard Set Classroom: 3 Chairs per 6' Table 4 Chairs per 8' Table		ALL NUMBERS REFLECT ATTENDEE CAPACITY	
*SF Area Rounded					

MONROE STREET



BALLROOM SPACE SPECS

The 100 level features our 45,600-square-foot North Ballroom with a 29’ ceiling height and 25,000 square feet of pre-function space. This exquisite ballroom features dimmable lighting, sound system, and a production balcony. The unique ceiling treatment is complemented by metallic fabric kites designed to replicate the desert sky with a rigging capacity of 2,500 pounds per point. The North Ballroom, the largest ballroom in the state of Arizona, boasts high-end wood finishes inset with decorative lighting to create an elegant setting for any occasion.

ROOM	AREA (SF)*	DIMENSION	THEATER	CLASSROOM	BANQUET	RECEPTION
120 A	15,000	91' x 165'	1,360	833	690	1,350
120 AB	22,800	139' x 165'	2,024	1,264	1,150	2,050
120 B	7,800	47' x 165'	712	476	380	700
120 BC	15,600	94' x 165'	1,470	858	690	1,400
120 CD*	22,800	139' x 165'	2,024	1,264	1,150	2,050
120 D	15,000	91' x 165'	1,360	833	690	1,350
TOTAL 120 A-D	45,600	276' x 165'	4,200	2,752	2,470	4,100
PRE-FUNCTION 25,000 SF** Note: 120 A-D includes 28x40 stage, all other rooms include 16x24 stage			*120 C cannot be used independently **SF Area Rounded		ALL NUMBERS REFLECT ATTENDEE CAPACITY	



NORTH BUILDING | 200 LEVEL

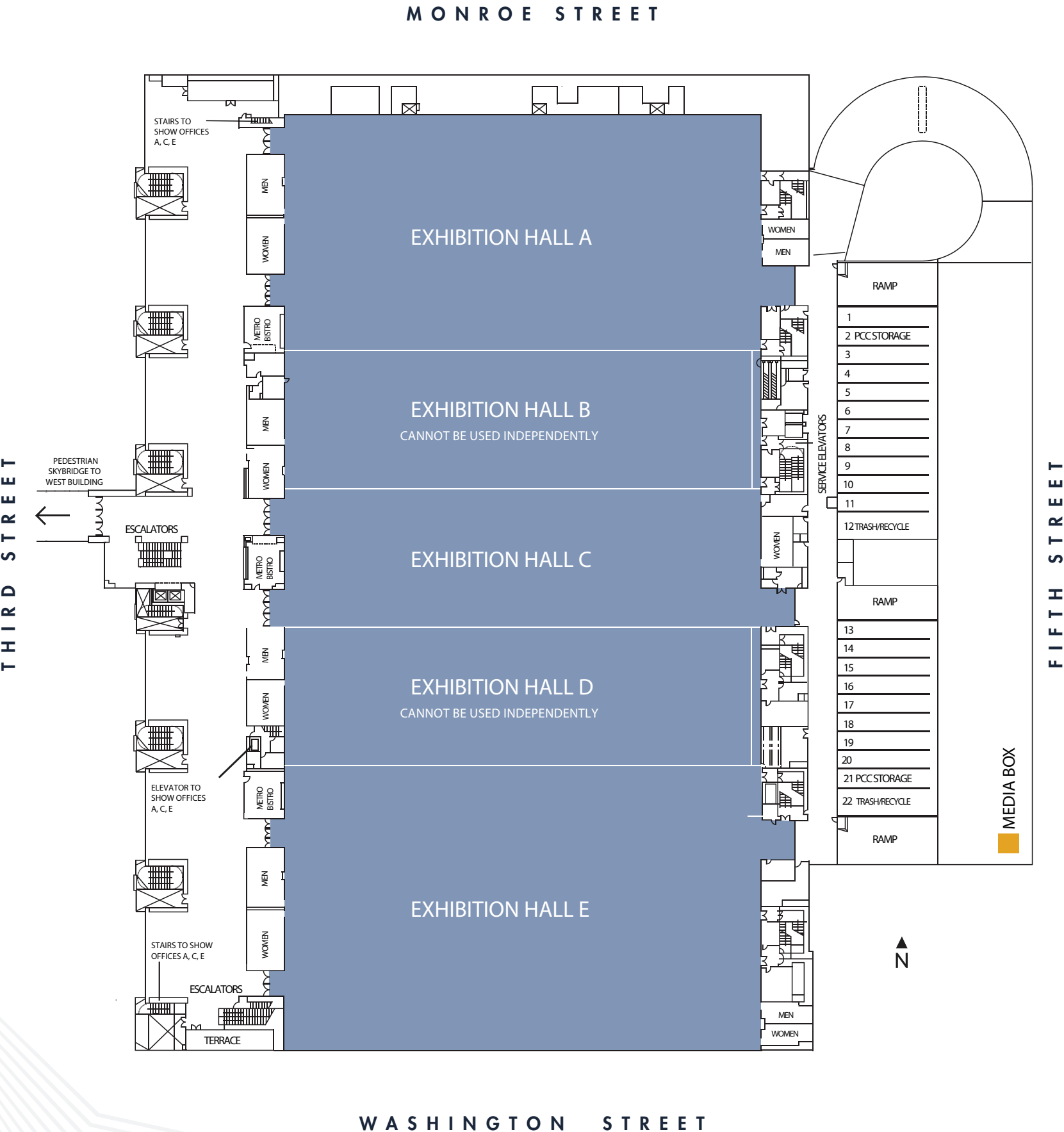
The 200 level features 28 meeting rooms with more than 43,000 square feet of versatile break-out space with a ceiling height of 16'5". Meeting rooms can be customized to meet the needs of any event and are linked by a back-of-house corridor to ensure uninterrupted service. This level also offers 31,800 square feet of prefunction space adjacent to the meeting rooms in addition to six outdoor terraces.



MEETING SPACE SPECS

ROOM	AREA (SF)	DIMENSION	THEATER	CLASSROOM	BANQUET
221 A / 231 A	1,500	54' x 29'	144	82	50
221 B / 231 B	1,560	54' x 30'	156	82	50
221 C / 231 C	1,500	54' x 29'	144	82	50
221 ABC / 231 ABC	4,560	54' x 88'	517	286	220
222 A / 232 A	1,500	54' x 29'	144	82	50
222 B / 232 B	1,560	54' x 30'	156	82	50
222 C / 232 C	1,500	54' x 29'	144	82	50
222 ABC / 232 ABC	4,560	54' x 88'	517	286	220
223 / 230	1,560	54' x 30'	156	82	50
224 A / 229 A	2,180	38' x 60'	220	121	110
224 B / 229 B	2,180	38' x 60'	220	121	110
224 AB / 229 AB	4,360	76' x 60'	440	248	230
225 A	1,380	52' x 29'	128	60	50
225 B	1,360	51' x 29'	118	60	50
225 AB	2,740	52' x 58'	255	144	140
226 A	1,300	49' x 29'	118	60	50
226 B	1,360	49' x 30'	128	60	50
226 C	1,300	48' x 29'	118	60	50
226 ABC	3,960	49' x 88'	432	245	190
227 A	1,300	48' x 29'	118	60	50
227 B	1,360	49' x 30'	128	60	50
227 C	1,300	49' x 29'	118	60	50
227 ABC	3,960	49' x 88'	432	245	190
228 A	1,360	51' x 29'	118	60	50
228 B	1,380	52' x 29'	128	60	50
228 AB	2,740	52' x 58'	255	144	140
TOTAL	43,000*	*SF Area Rounded			
PRE-FUNCTION 31,800 SF*		Standard Set Classroom: 3 Chairs per 6' Table 4 Chairs per 8' Table		ALL NUMBERS REFLECT ATTENDEE CAPACITY	

NORTH BUILDING | 300 LEVEL



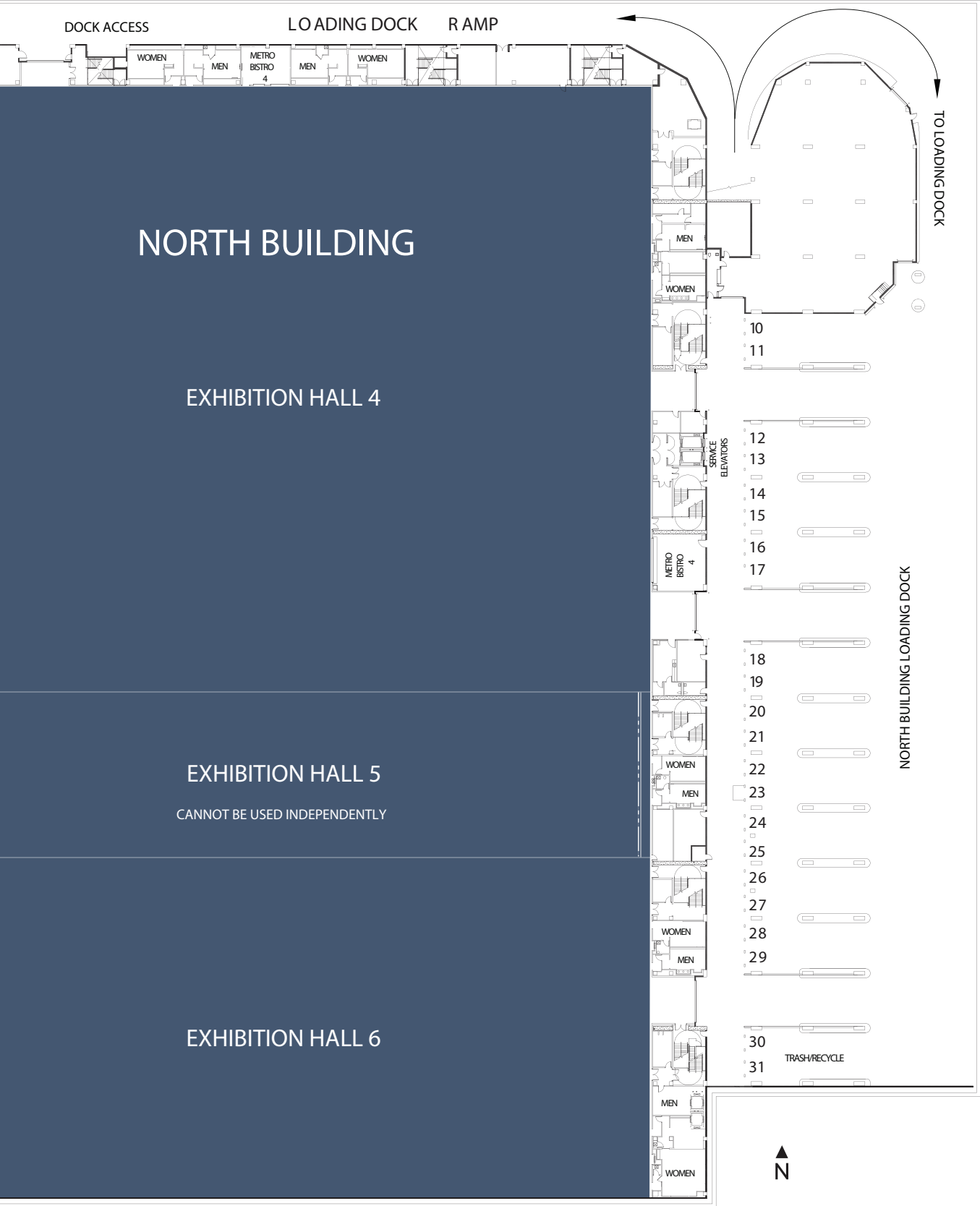
EXHIBITION SPACE SPECS

The upper level Exhibition Hall offers 190,000 square feet with a 35’ ceiling height of virtually column-free exhibit space with a 300 pounds/square foot floor weight capacity and rigging capacity of 2,500 pounds per point. Accessible by a semi-truck ramp with a clearance height of 16’, the 300 level loading dock has 18 truck bays, three ramps and three convenient roll-up doors (22’w x 16’h, 22’w x 16’h and 18’w x 17’h).

HALL	AREA (SF)	DIMENSION	THEATER	CLASSROOM	BANQUET	10X10 EXHIBITS
HALL A	48,600	153' x 310'	3,960	2,672	1,890	278
HALL B*	27,900	90' x 310'	2,510	1,725	1,390	167
HALL C	27,900	90' x 310'	2,510	1,725	1,390	165
HALL D*	27,900	90' x 310'	2,510	1,725	1,390	168
HALL E	57,700	183' x 310'	4,940	3,325	2,410	331
TOTAL	190,000	606' x 310'	12,500	10,304	8,120	1,101
PRE-FUNCTION 33,000 SF** *Halls B and D cannot be used independently **SF Area Rounded			Standard Set Classroom: 3 Chairs per 6' Table 4 Chairs per 8' Table		ALL NUMBERS REFLECT ATTENDEE CAPACITY	



MONROE STREET



FIFTH STREET

WASHINGTON STREET

SECOND STREET ENTRANCE
Stairs to Lower Level



LOWER LEVEL SPECS

The lower level Exhibition Hall offers 312,500 square feet with a 32’ ceiling height of contiguous exhibit space and connects the North and West buildings under Third Street. The halls are scored on a 10’x10’ grid and a 30’x30’ utility grid to expedite the move-in process. There is a 350 pounds/square foot floor weight capacity and a rigging capacity of 2,500 pounds/point. The loading dock features 20 truck bays, three ramps and three convenient roll-up doors (two at 20’x16’ and one at 22’8”x16’). 40,000 square feet of spacious pre-function space, located just outside the lower level exhibition hall, is available for registration and other event functions.

HALL	AREA (SF)*	DIMENSION	THEATER	CLASSROOM	BANQUET	10X10 EXHIBITS
HALL 1	43,000	180' x 240'	Upon request, customized seating configurations may be provided			253
HALL 2	21,600	90' x 240'				125
HALL 3*	21,600	90' x 240'				130
HALL 4	123,500	370' x 330'				687
HALL 5*	33,500	370' x 90'				202
HALL 6	69,300	370' x 185'				399
TOTAL	312,500					
PRE-FUNCTION 40,000 SF** **SF Area Rounded		*Halls 3 and 5 cannot be used independently			ALL NUMBERS REFLECT ATTENDEE CAPACITY	

