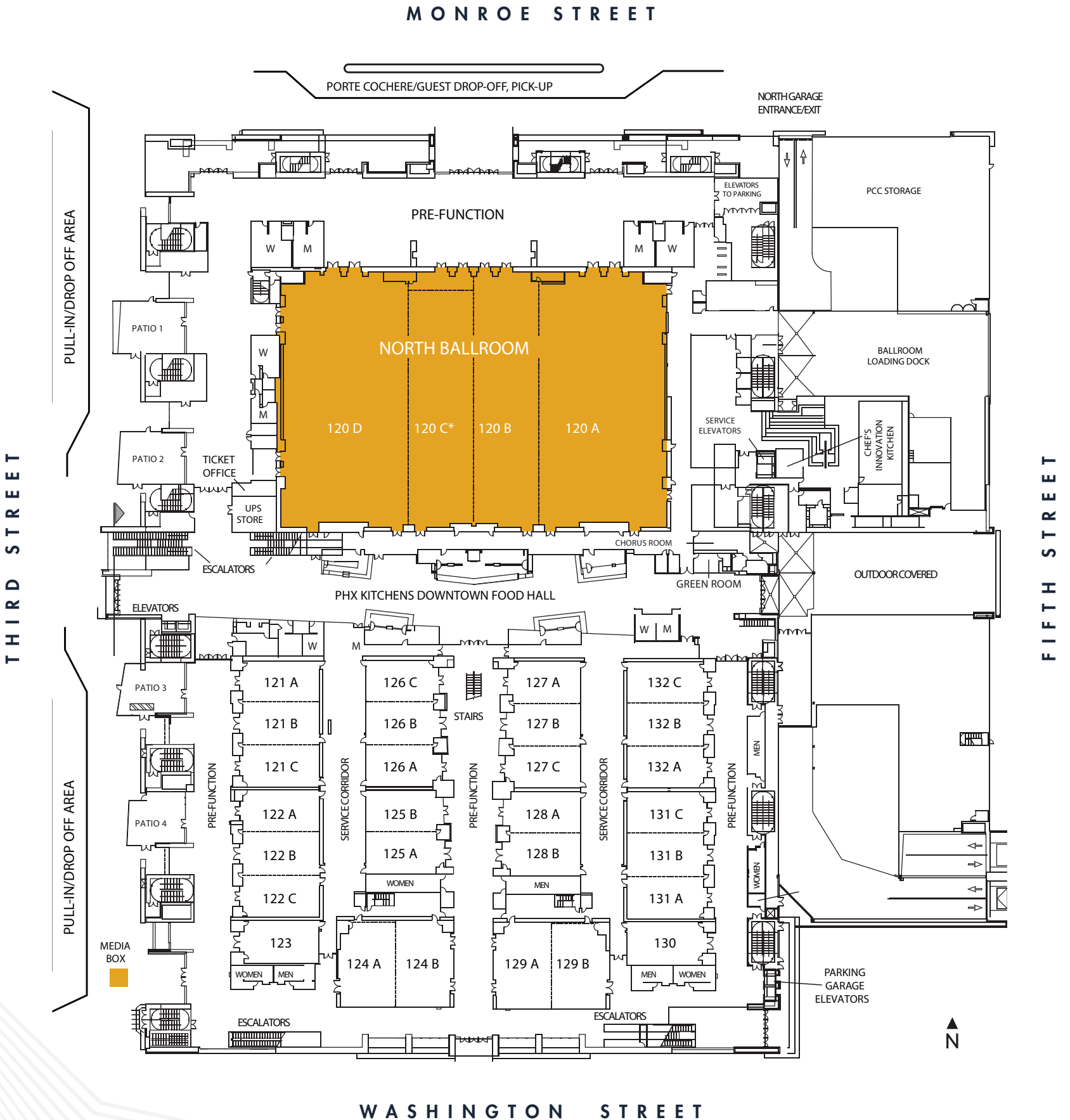


MEETING SPACE SPECS

The 100 level features 28 meeting rooms with more than 43,000 square feet of versatile break-out space with a ceiling height of 16'5". Meeting rooms can be customized to meet the needs of any event and are linked by a back-of-house corridor to ensure uninterrupted service. It includes four unique outdoor patios, each offering from 720–900 square feet of usable space that provides a perfect outdoor experience.

ROOM	AREA (SF)	DIMENSION	THEATER	CLASSROOM	BANQUET
121 A / 131 A	1,500	54' x 29'	144	82	50
121 B / 131 B	1,560	54' x 30'	156	82	50
121 C / 131 C	1,500	54' x 29'	144	82	50
121 ABC / 131 ABC	4,560	54' x 88'	517	286	220
122 A / 132 A	1,500	54' x 29'	144	82	50
122 B / 132 B	1,560	54' x 30'	156	82	50
122 C / 132 C	1,500	54' x 29'	144	82	50
122 ABC / 132 ABC	4,560	54' x 88'	517	286	220
123 / 130	1,560	54' x 30'	156	82	50
124 A / 129 A	2,180	38' x 60'	220	121	110
124 B / 129 B	2,180	38' x 60'	220	121	110
124 AB / 129 AB	4,360	76' x 60'	440	248	230
125 A	1,380	52' x 29'	128	60	50
125 B	1,360	51' x 29'	118	60	50
125 AB	2,740	52' x 58'	255	144	140
126 A	1,300	49' x 29'	118	60	50
126 B	1,360	49' x 30'	128	60	50
126 C	1,300	48' x 29'	118	60	50
126 ABC	3,960	49' x 88'	432	245	190
127 A	1,300	48' x 29'	118	60	50
127 B	1,360	49' x 30'	128	60	50
127 C	1,300	49' x 29'	118	60	50
127 ABC	3,960	49' x 88'	432	245	190
128 A	1,360	51' x 29'	118	60	50
128 B	1,380	52' x 29'	128	60	50
128 AB	2,740	52' x 58'	255	144	140
TOTAL	43,000				
PRE-FUNCTION 30,000 SF* *SF Area Rounded		Standard Set Classroom: 3 Chairs per 6' Table 4 Chairs per 8' Table		ALL NUMBERS REFLECT ATTENDEE CAPACITY	

NORTH BUILDING | 100 LEVEL



BALLROOM SPACE SPECS

The 100 level features our 45,600-square-foot North Ballroom with a 29' ceiling height and 25,000 square feet of pre-function space. This exquisite ballroom features dimmable lighting, sound system, and a production balcony. The unique ceiling treatment is complemented by metallic fabric kites designed to replicate the desert sky with a rigging capacity of 2,500 pounds per point. The North Ballroom, the largest ballroom in the state of Arizona, boasts high-end wood finishes inset with decorative lighting to create an elegant setting for any occasion.

ROOM	AREA (SF)*	DIMENSION	THEATER	CLASSROOM	BANQUET	RECEPTION
120 A	15,000	91' x 165'	1,360	833	690	1,350
120 AB	22,800	139' x 165'	2,024	1,264	1,150	2,050
120 B	7,800	47' x 165'	712	476	380	700
120 BC	15,600	94' x 165'	1,470	858	690	1,400
120 CD*	22,800	139' x 165'	2,024	1,264	1,150	2,050
120 D	15,000	91' x 165'	1,360	833	690	1,350
TOTAL 120 A-D	45,600	276' x 165'	4,200	2,752	2,470	4,100
PRE-FUNCTION 25,000 SF** Note: 120 A-D includes 28x40 stage, all other rooms include 16x24 stage			*120 C cannot be used independently **SF Area Rounded		ALL NUMBERS REFLECT ATTENDEE CAPACITY	



NORTH BUILDING | 200 LEVEL

The 200 level features 28 meeting rooms with more than 43,000 square feet of versatile break-out space with a ceiling height of 16'5". Meeting rooms can be customized to meet the needs of any event and are linked by a back-of-house corridor to ensure uninterrupted service. This level also offers 31,800 square feet of prefunction space adjacent to the meeting rooms in addition to six outdoor terraces.



MEETING SPACE SPECS

ROOM	AREA (SF)	DIMENSION	THEATER	CLASSROOM	BANQUET
221 A / 231 A	1,500	54' x 29'	144	82	50
221 B / 231 B	1,560	54' x 30'	156	82	50
221 C / 231 C	1,500	54' x 29'	144	82	50
221 ABC / 231 ABC	4,560	54' x 88'	517	286	220
222 A / 232 A	1,500	54' x 29'	144	82	50
222 B / 232 B	1,560	54' x 30'	156	82	50
222 C / 232 C	1,500	54' x 29'	144	82	50
222 ABC / 232 ABC	4,560	54' x 88'	517	286	220
223 / 230	1,560	54' x 30'	156	82	50
224 A / 229 A	2,180	38' x 60'	220	121	110
224 B / 229 B	2,180	38' x 60'	220	121	110
224 AB / 229 AB	4,360	76' x 60'	440	248	230
225 A	1,380	52' x 29'	128	60	50
225 B	1,360	51' x 29'	118	60	50
225 AB	2,740	52' x 58'	255	144	140
226 A	1,300	49' x 29'	118	60	50
226 B	1,360	49' x 30'	128	60	50
226 C	1,300	48' x 29'	118	60	50
226 ABC	3,960	49' x 88'	432	245	190
227 A	1,300	48' x 29'	118	60	50
227 B	1,360	49' x 30'	128	60	50
227 C	1,300	49' x 29'	118	60	50
227 ABC	3,960	49' x 88'	432	245	190
228 A	1,360	51' x 29'	118	60	50
228 B	1,380	52' x 29'	128	60	50
228 AB	2,740	52' x 58'	255	144	140

TOTAL	43,000*	*SF Area Rounded			
--------------	----------------	------------------	--	--	--

PRE-FUNCTION 31,800 SF*	Standard Set Classroom: 3 Chairs per 6' Table 4 Chairs per 8' Table	ALL NUMBERS REFLECT ATTENDEE CAPACITY
---------------------------	--	--

EXHIBITION SPACE SPECS

The upper level Exhibition Hall offers 190,000 square feet with a 35' ceiling height of virtually column-free exhibit space with a 300 pounds/square foot floor weight capacity and rigging capacity of 2,500 pounds per point. Accessible by a semi-truck ramp with a clearance height of 16', the 300 level loading dock has 18 truck bays, three ramps and three convenient roll-up doors (22'w x 16'h, 22'w x 16'h and 18'w x 17'h).

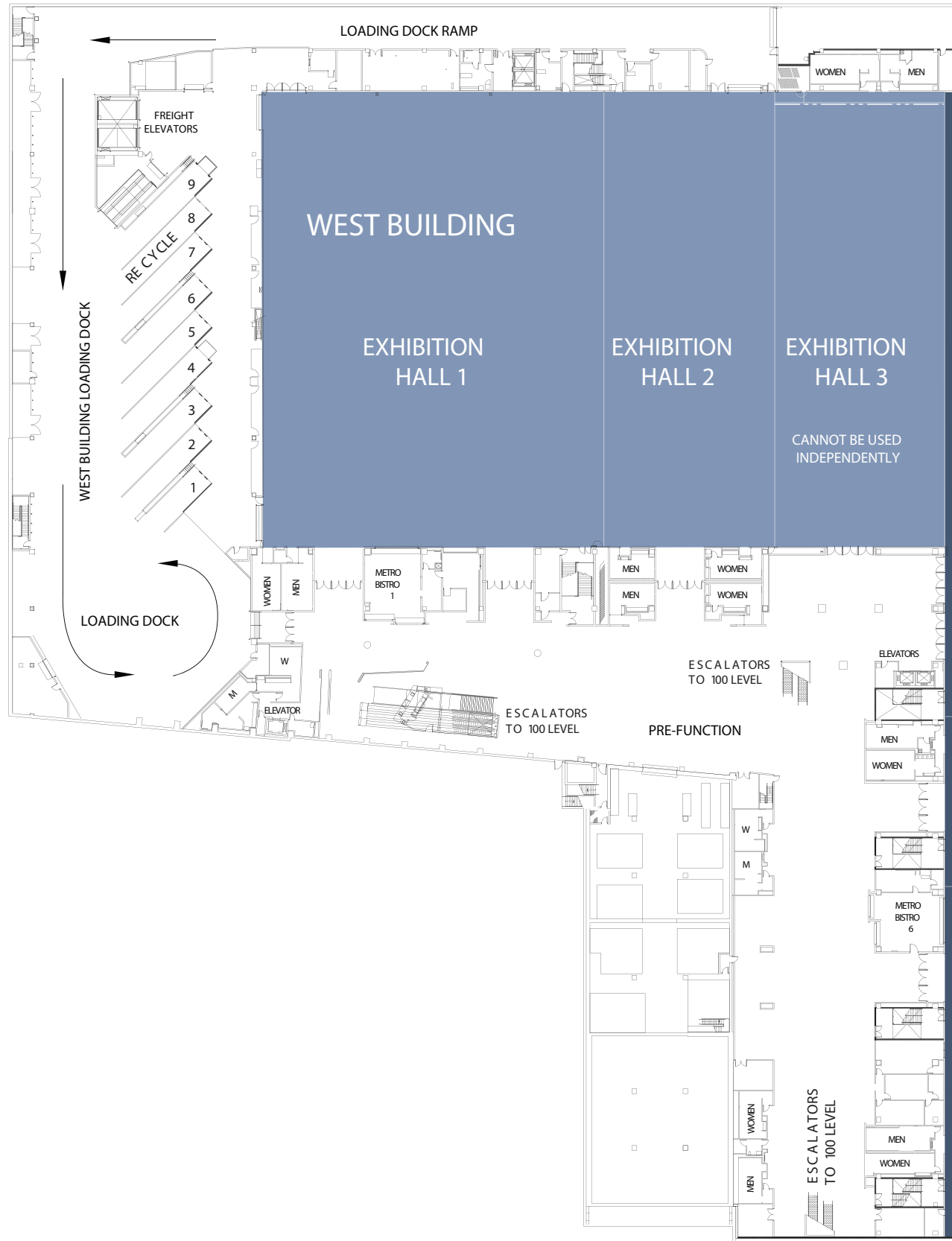
HALL	AREA (SF)	DIMENSION	THEATER	CLASSROOM	BANQUET	10X10 EXHIBITS
HALL A	48,600	153' x 310'	3,960	2,672	1,890	278
HALL B*	27,900	90' x 310'	2,510	1,725	1,390	167
HALL C	27,900	90' x 310'	2,510	1,725	1,390	165
HALL D*	27,900	90' x 310'	2,510	1,725	1,390	168
HALL E	57,700	183' x 310'	4,940	3,325	2,410	331
TOTAL	190,000	606' x 310'	12,500	10,304	8,120	1,101
PRE-FUNCTION 33,000 SF** *Halls B and D cannot be used independently **SF Area Rounded			Standard Set Classroom: 3 Chairs per 6' Table 4 Chairs per 8' Table		ALL NUMBERS REFLECT ATTENDEE CAPACITY	



NORTH BUILDING | LOWER LEVEL

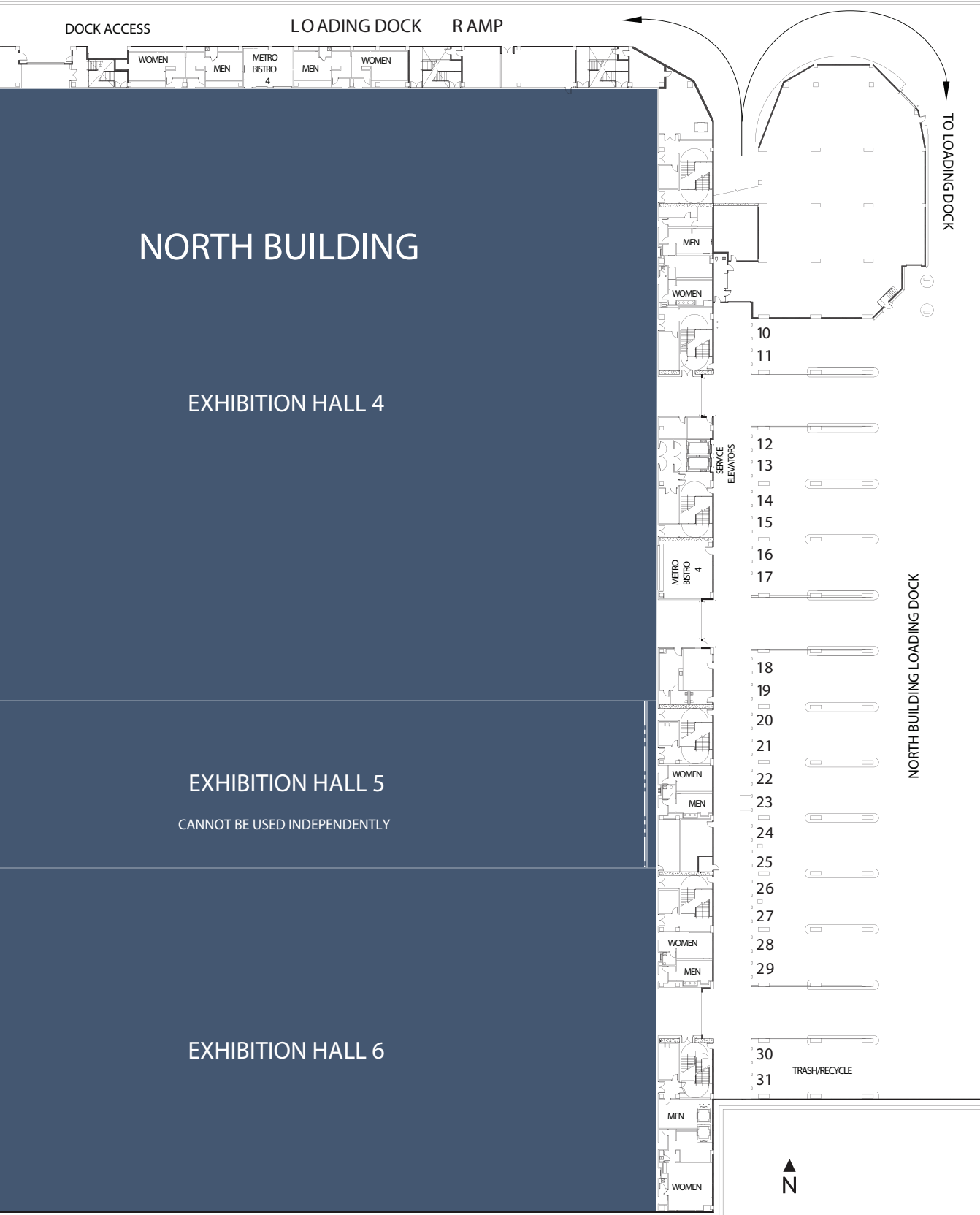
MONROE STREET

THIRD STREET



WASHINGTON STREET

MONROE STREET



TO LOADING DOCK

FIFTH STREET

NORTH BUILDING LOADING DOCK



WASHINGTON STREET

SECOND STREET ENTRANCE
Stairs to Lower Level



LOWER LEVEL SPECS

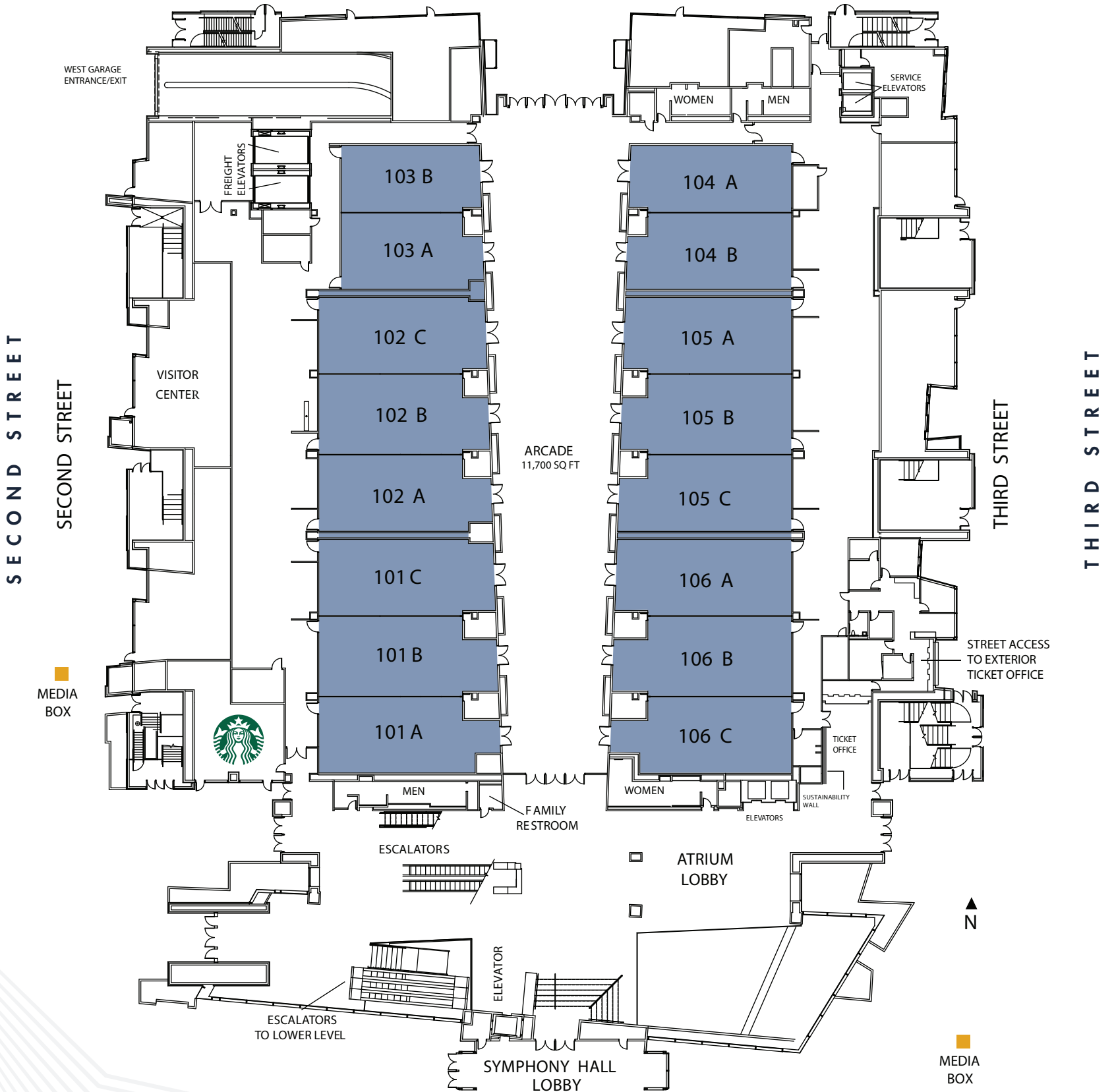
The lower level Exhibition Hall offers 312,500 square feet with a 32' ceiling height of contiguous exhibit space and connects the North and West buildings under Third Street. The halls are scored on a 10'x10' grid and a 30'x30' utility grid to expedite the move-in process. There is a 350 pounds/square foot floor weight capacity and a rigging capacity of 2,500 pounds/point. The loading dock features 20 truck bays, three ramps and three convenient roll-up doors (two at 20'x16' and one at 22'8"x16'). 40,000 square feet of spacious pre-function space, located just outside the lower level exhibition hall, is available for registration and other event functions.

HALL	AREA (SF)*	DIMENSION	THEATER	CLASSROOM	BANQUET	10X10 EXHIBITS
HALL 1	43,000	180' x 240'				253
HALL 2	21,600	90' x 240'				125
HALL 3*	21,600	90' x 240'	Upon request, customized seating configurations may be provided			130
HALL 4	123,500	370' x 330'				687
HALL 5*	33,500	370' x 90'				202
HALL 6	69,300	370' x 185'				399
TOTAL	312,500					
PRE-FUNCTION 40,000 SF** **SF Area Rounded		*Halls 3 and 5 cannot be used independently			ALL NUMBERS REFLECT ATTENDEE CAPACITY	



WEST BUILDING | 100 LEVEL

MONROE STREET



MEETING SPACE SPECS

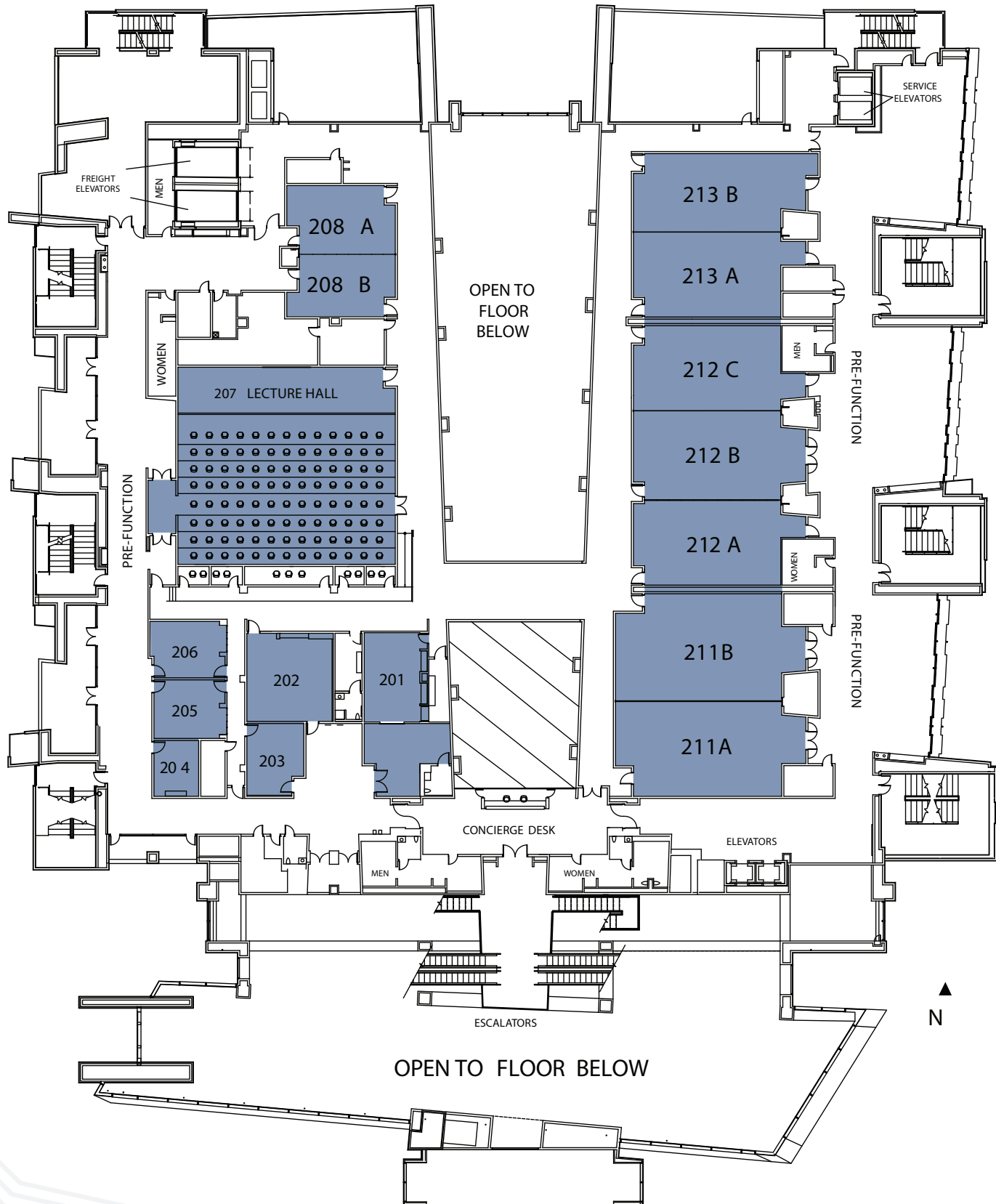
ROOM	AREA (SF)	DIMENSION	THEATER	CLASSROOM	BANQUET
101 A	1,722	67' x 28'	164	93	60
101 B	1,846	66' x 30'	163	93	60
101 C	1,822	65' x 28'	168	93	70
101 ABC	5,390	67' x 86'	521	311	220
102 A	1,707	64' x 28'	162	93	60
102 B	1,786	63' x 30'	163	93	60
102 C	1,743	62' x 28'	168	93	70
102 ABC	5,236	64' x 86'	521	311	220
103 A	1,418	52' x 28'	123	71	50
103 B	1,281	51' x 25'	114	57	50
103 AB	2,699	52' x 53'	230	115	100
104 A	1,487	60' x 25'	137	75	70
104 B	1,678	61' x 28'	164	93	60
104 AB	3,165	64' x 53'	308	157	130
105 A	1,752	62' x 28'	168	93	70
105 B	1,785	63' x 30'	163	93	60
105 C	1,740	64' x 28'	164	93	60
105 ABC	5,277	64' x 86'	521	311	220
106 A	1,834	65' x 28'	168	93	70
106 B	1,846	65' x 30'	164	93	60
106 C	1,716	67' x 28'	164	93	60
106 ABC	5,396	67' x 86'	521	311	220
TOTAL	27,200*				
ARCADE	11,700 SF *SF Area Rounded	Standard Set Classroom 3 Chairs per 6' Table 4 Chairs per 8' Table	ALL NUMBERS REFLECT ATTENDEE CAPACITY		

WEST BUILDING | 200 LEVEL

MONROE STREET

SECOND STREET

THIRD STREET



MEETING SPACE SPECS

Designed for high-end, professional meetings and events, the West Building, 200 Level offers nearly 21,000 square feet and a 10'-12' ceiling height.

CONFERENCE ROOM	AREA (SF)	DIMENSION	THEATER	CLASSROOM	ROUNDS
208 A	762	32' x 23'	51	26	30
208 B	673	32' x 21'	45	26	20
208 AB	1,435	32' x 44'	132	54	70
211 A	1,817	55' x 32'	170	76	70
211 B	2,036	55' x 36'	170	78	90
211 AB	3,853	55' x 68'	356	172	230
212 A	1,420	49' x 28'	121	52	50
212 B	1,580	49' x 30'	131	52	50
212 C	1,432	49' x 28'	121	52	50
212 ABC	4,432	49' x 86'	448	188	220
213 A	1,429	49' x 28'	122	52	50
213 B	1,438	49' x 26'	104	44	50
213 AB	2,867	49' x 54'	273	122	110
TOTAL	12,580*	*SF Area Rounded	ALL NUMBERS REFLECT ATTENDEE CAPACITY		
TOTAL PRE-FUNCTION – EAST 7,750 SF			TOTAL PRE-FUNCTION – WEST 6,000 SF		

BOARD ROOMS	AREA (SF)	DIMENSION	CAPACITY	SUGGESTED SET
201	540	28' x 24'	14	Conference
201 Reception	552	18' x 30'	20	Reception
202	811	29' x 30'	28	Hollow
203	434	19' x 24'	10	Conference
204	277	15' x 19'	12	Conference
205	427	22' x 20'	12	U-Shape
206	427	23' x 19'	12	U-Shape
TOTAL	3,460*	*SF Area Rounded		

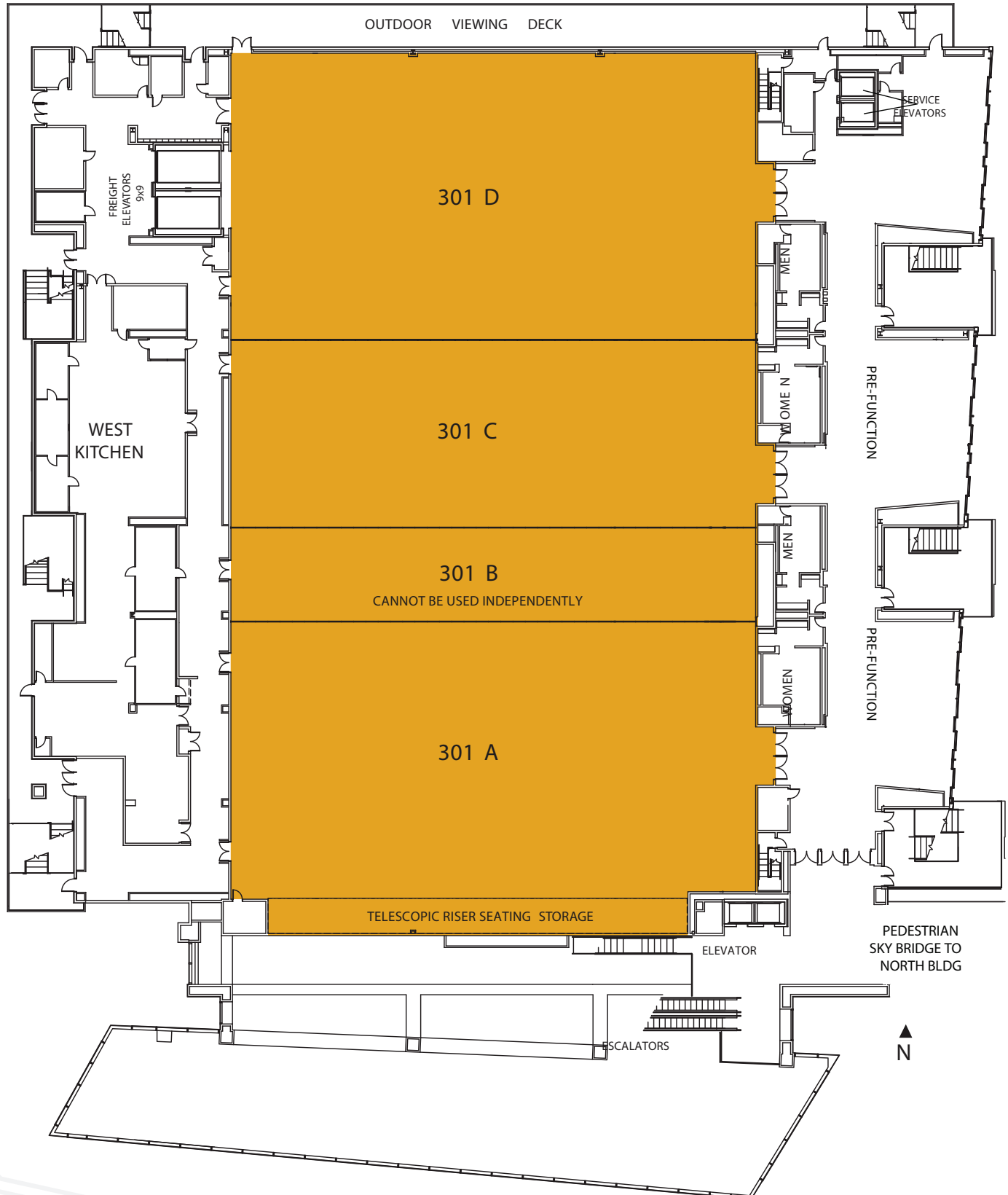
LECTURE HALL	AREA (SF)	DIMENSION	TIERED CLASSROOM
207	4,750* *SF Area Rounded	72' x 66'	192

WEST BUILDING | 300 LEVEL

MONROE STREET

SECOND STREET

THIRD STREET



BALLROOM SPACE SPECS

ROOM	*AREA (SF)	DIMENSION	THEATER	CLASSROOM	BANQUET	EXHIBIT	RECEPTION
301 A	14,800	169' x 86'	1,464	876	700	84	1,332
301 A	(14,800)	(169' x 86')	(1,200) Telescopic riser seating				
301 AB*	19,800	169' x 117'	1,823	1,200	920	112	1,782
301 BC*	15,000	169' x 90'	1,470	884	700	86	1,350
301 C	10,000	169' x 60'	960	616	480	58	900
301 CD	25,400	169' x 151'	2,372	1,582	1,180	144	2,286
301 D	15,400	169' x 92'	1,470	884	700	88	1,386
301 AD	45,200	169' x 268'	4,200	2,807	2,470	254	4,068
TOTAL	45,200						

PRE-FUNCTION | 9,100 SF**

*301 B cannot be used independently **SF Area Rounded

Standard Set Classroom: 3 Chairs per 6' Table
4 Chairs per 8' Table

ALL NUMBERS REFLECT
ATTENDEE CAPACITY



CANYON
ON THIRD

TOMORROW'S
PREMIER EVENT
DESTINATION.

100 North

PHOENIX
CONVENTION CENTER
& VENUES



WELCOME TO CANYON ON THIRD

Canyon on Third is an outdoor, urban event space for forward-thinking aspirations. Located in the heart of downtown Phoenix at the Phoenix Convention Center, it boasts 80,000 square feet of event space for transformative innovative possibilities. A canvas for vibrant events painted by an Arizona ambiance. The time has come to discover outdoor space reimagined.

AN UNMATCHED LOCATION

Located on Third Street, between Washington and Monroe streets, within walking distance to downtown Phoenix's trendy restaurants, shopping and sports facilities. Flanked by the Convention Center's North and West buildings, the space offers a lively experience in a vibrant destination and provides attendees with an open-air experience.

INCLUSIVE PACKAGING

The Canyon on Third package has been created to streamline the planning and permitting process for ease of use. Your dedicated event manager will manage all logistics related to securing the street for your customized experience.

Included in the package:

- 80,000 square feet of flexible event space
- Access to the space from 8AM to 11:59PM
- Lane closure permit
- Physical street barricade
- Event Security
- Required Off-duty Police
- 3-Phase 100-amp electrical circuit
- Life Safety Fee

MAKE IT YOURS TODAY

For more information, contact a representative today at **800.282.4842 | 602.262.6225** or visit phoenixconventioncenter.com/canyon.



MEETING SPACE SPECS

The Phoenix Convention Center South Building is a modern, spacious, stand-alone building with over 143,000 square feet of customizable space. The design elements showcase colors and textures reminiscent of Arizona's landscape. Featuring two exhibit halls, ballroom with full production capabilities and performance stage, along with 18 meeting rooms, this versatile space is perfect for events of all types. Perhaps the most flexible of all the convention center spaces, the South Building's air walls can be configured to create multiple, unique combinations. For added ease of access, the loading dock is equipped with 14 truck bays and two loading ramps with 25'h x 26'w roll-up doors. The adjacent parking garage offer more than 2,800 parking spaces for guests along with a marshalling yard for event staging. The floor weight capacity for the exhibit hall is 600 pounds per square foot; rigging capacity is 250 pounds per point (from low steel only).

ROOM	AREA(SF)*	DIMENSION	THEATER	CLASSROOM	BANQUET	EXHIBIT
HALL F	48,000	212' x 229'	4,200	3,000	2,700	236
HALL G	34,000	151' x 229'	3,800	2,800	1,900	186
BALLROOM	28,000	125' x 226'	2,989	2,112	1,700	138
150-159 Entire Room	17,000	129' x 134'	2,230	1,270	1,020	80**
160-167 Entire Room	16,400	118' x 140'	2,124	1,224	1,040	80**
TOTAL	143,400					

ROOM	AREA(SF)*	DIMENSION	THEATER	CLASSROOM	BANQUET
150-154 Each Room	1,400	26' x 53'	130	70	60
155-159 Each Room	1,300	26' x 51'	130	70	60
160-167 Each Room	1,700	29' x 59'	180	92	70
SOUTH LOBBY	10,500		ALL NUMBERS REFLECT ATTENDEE CAPACITY		
BALLROOM LOBBY	5,000		Standard Set Classroom: 3 Chairs per 6' Table 4 Chairs per 8' Table		
OUTDOOR BALLROOM TERRACE	10,500		*SF area rounded **Calculated with 8' x 10' exhibits		

For more information, contact a representative today at **800.282.4842 | 602.262.6225** or visit **phoenixconventioncenter.com**.