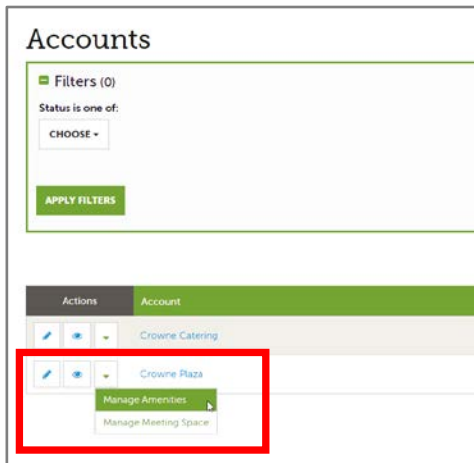
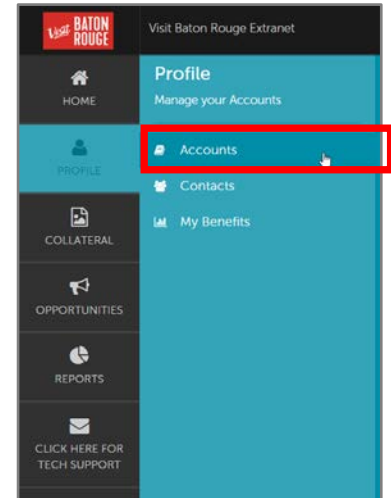


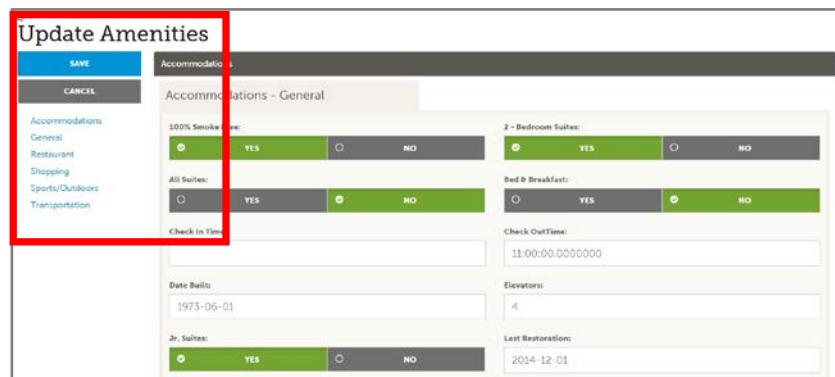


HOW TO ... Update your AMENITIES

1. Login to the Visit Baton Rouge Portal at <https://batonrouge.extranet.simpleviewcrm.com>
2. Using the left navigation select "Profile" then > "Accounts"
3. From your list of accounts, and under the "actions" column, click the triangle to expand a drop down menu, then select "Manage Amenities"



4. Go through the list of all amenity options, carefully marking your property's features. You can use the blue links in the left navigation to jump to particular sections.



QUESTIONS: Contact Paulina Tavera at Paulina@visitbatonrouge.com



AN AUTHENTIC LOUISIANA EXPERIENCE