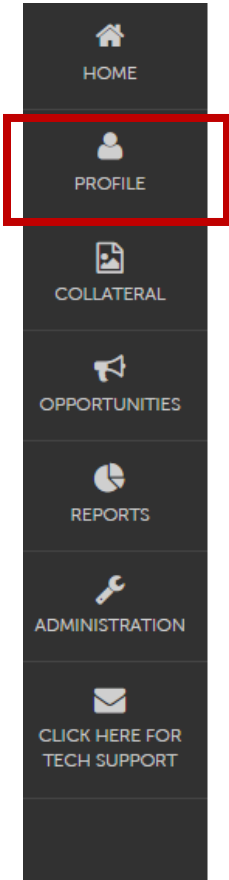




AN AUTHENTIC LOUISIANA EXPERIENCE

How To ... Add Social Media



Account Details

EDIT

RETURN

Sections:

- Account Information
- Phone Information
- Address Information
- Image Gallery
- Invoices
- Social Media

Related Details:


- Manage Amenities
- Manage Meeting Space

Account Information

- Account ID
- Status
- Account
- Extranet Parent
- Region
- Email
- Website

Phone Information

- Primary
- Alternate
- Toll Free
- Fax




Log on to the Visit Baton Rouge Portal

- 1) Go to **Profile**
- 2) Click on Social Media under **Sections**
- 3) Add your **Social Media**

Social Media

- Yelp URL
- Facebook URL
- Instagram URL
- LinkedIn URL
- Pinterest URL
- Twitter URL



For additional information, please contact Paulina Tavera, CRM Marketing Manager, at paulina@visitbatonrouge.com.



AN AUTHENTIC LOUISIANA EXPERIENCE