

# Accessible Purbeck



Sponsored by





# PURBECK MOBILITY CENTRE

## FROM SCOOTERS TO SOCK PULLERS!

A range of products available including scooters, wheelchairs, rollators, walking sticks, care products and much more

**WE HIRE**  
wheelchairs, scooters and  
other mobility equipment  
on a daily and weekly basis  
**Delivery and  
collection available**

Servicing and battery testing



**WE ARE NOW  
OFFERING *FREE*  
GUIDED NATURE WALKS  
AND SCOOTER SAFARIS.**  
COME IN OR PHONE FOR DETAILS.

**OPEN TO  
EVERYONE**



**OPEN MONDAY TO FRIDAY  
AND SATURDAY UNTIL 1pm**

Come and meet us at  
St Johns Hill, Wareham, Dorset, BH20 4NB  
[www.purbeckmobility.com](http://www.purbeckmobility.com) | [shop@purbeckmobility.com](mailto:shop@purbeckmobility.com) | 01929 552623

# CONTENTS

## **Purbeck Transport Information**

Buses	5
Trains, Taxis	6
Boats	7

## **Car Parking**

Wareham	8
Corfe Castle	10
Studland	11
Swanage	12
Lulworth and Durdle Door	14

## **Accommodation**

Adapted Accommodation	15
Care Agency	16
Hotel, Guesthouse and B&B Accommodation	17
Self Catering Accommodation Agencies	18
Self Catering	18
Caravan and Camping	19

## **Towns and Villages**

Corfe Castle	20
Lulworth	20
Swanage	21
Wareham	21
Wool	22
Bere Regis	22
Upton	22

## **Beaches**

## **Outings with Wheelchairs and Mobility Scooters**

## **Information & Heritage Centres**

## **Purbeck Attractions**

## **Libraries and Internet Facilities**

## **Shopmobility Scheme and Mobility Hire**

## **Local Contacts**

## **GP Surgeries Purbeck Area**

## **Map - Car Parking and Toilets in Purbeck**

## **Notes**



# **Purbeck Transport Information**

## **Buses**

### **More Bus**

01202 338420 enquiries@morebus.co.uk www.purbeckbreezer.co.uk

All Isle of Purbeck buses (Breezers) are easy access and have built-in ramps to enable wheelchair access directly onto the bus. All buses have space for at least one wheelchair. Wheelchairs may have to be folded if another wheelchair is already present on the bus. Working dogs are accepted on all routes and can travel free of charge.

(The majority of More Bus routes offer low floor easy access buses, but please check Bus Timetable Guide for full details.) Look for routes 30 (seasonal), 40 and 50 and No.5 the Durlston Explorer (seasonal).

### **First Group**

0333 014 3490 / 0345 602 0121

www.firstgroup.com/wessex-dorset-south-somerset/plan-journey-jurassic-coaster

Operates the Jurassic Coaster X54 and seasonal X55. Most buses have a low entrance and are able to take a basic wheelchair. Wheelchairs may have to be folded if another wheelchair is already present on the bus. Working dogs are accepted on all routes and can travel free of charge.

### **National Express, Assisted Travel Helpline**

0871 781 8181 (General enquiries and new bookings)

www.nationalexpress/help-and-advice/ContactUs

Collections from Swanage, Corfe Castle and Wareham. Not all coaches are accessible, call 03717 818178 for advice. Connection assistance available and priority seats can be reserved. Swanage Information Centre (01929 766018), Discover Purbeck Information Centre in Wareham (01929 552740), can also assist with bookings and coach cards.

### **Large Print Timetables**

Large print timetables can be downloaded and printed off from [www.traveline.info](http://www.traveline.info) or contact 0871 2002233 or text service 84268 for assistance (charges apply). Copies can also be obtained from Swanage Information Centre and Discover Purbeck Information Centre in Wareham.

# Trains

## South Western Railway

Stations located at Holton Heath, Wareham, Wool and Moreton are all wheelchair accessible (apart from the southbound platform at Holton Heath which has steps). Disabled parking is also available.

[www.southwesternrailway.com](http://www.southwesternrailway.com). If you need assistance navigating the station or a ramp to get on your train, their passenger assistance service can help. Whether you book assistance in advance or not, their teams are there to help. Booking in advance with the Assisted Travel service helps to ensure that they can have everything in place to help you. The national booking system operates across the National Rail network.

For Assisted Travel, they recommend that you let them know 12 hours before you travel for journeys on their services between any two of the stations they manage. Arrive at the station 30 minutes before your train is due, and at staffed stations contact a member of station staff when you arrive. For journeys that go beyond South Western Railway, they recommend that you give them 24 hours' notice.

To make an Assisted Travel booking, contact the Assisted Travel team 24 hours a day, every day except 25 and 26 December:

Call 0800 52 82 100 (freephone)

Textphone 0800 6920 792

Fill in the Assisted Travel booking form located here: [www.southwesternrailway.com/travelling-with-us/assisted-travel](http://www.southwesternrailway.com/travelling-with-us/assisted-travel)

## Swanage Railway

01929 425800 [www.swanagerailway.co.uk](http://www.swanagerailway.co.uk)

Steam and diesel. Stations at Wareham (summer only), Norden (Park & Ride), Corfe Castle, Harmans Cross, Herston and Swanage. Each guard's van has a ramp to allow a wheelchair on and off the train. Parking and disabled toilet, \*with use of Radar key, at Norden. Public toilets are available at Norden, Corfe Castle and Swanage stations. Adapted carriage available on some routes, please call for information. Working dogs are allowed free of charge.

\*Radar key obtainable from Discover Purbeck Information Centre in Wareham.

## Disabled Persons Railcard

0345 605 0525 [www.disabledpersons-railcard.co.uk](http://www.disabledpersons-railcard.co.uk)

[disability@raildeliverygroup.com](mailto:disability@raildeliverygroup.com) 0345 601 0132 (minicom/textphone)

With a Disabled Persons Railcard, valid for 12 months, you can travel by train throughout Britain for reduced fares (1/3 off). Not valid on Swanage Railway.

# Taxis

The following taxi companies can accommodate passengers in wheelchairs and pre-booking is advised. We would advise you to check your specific requirements with the company to ensure an adapted vehicle is available.

**Richard's Taxis, Wareham** 01929 556575/07974 700005

**Swanage and Purbeck Taxis** 07969 927424

**Bills Taxis** 07549 776736

# **Boats**

## **Wareham Boat hire**

01929 550688 [info@warehamboathire.co.uk](mailto:info@warehamboathire.co.uk) [www.warehamboathire.co.uk](http://www.warehamboathire.co.uk).  
Wareham Boat Hire is delighted to be able to offer a 'WheelyBoat' which provides easy access for wheelchair users to the beautiful River Frome. Moored at Abbots Quay, Wareham the boat provides access for 8 persons or 5 wheelchair users on a self drive or skippered basis and is perfect for viewing the yachts, birds and wildlife that frequent this charming river

Wareham Boat hire also offers Kayaks, Canoes, Rowing Boats and Paddle Boards. [www.WarehamBoatHire.co.uk/wheelyboat](http://www.WarehamBoatHire.co.uk/wheelyboat)

## **Dolphin Boat**

01258 857806 [www.thefriendsofdolphin.co.uk](http://www.thefriendsofdolphin.co.uk)  
[bookings@thefriendsofdolphin.co.uk](mailto:bookings@thefriendsofdolphin.co.uk)

A specially designed boat for people with disabilities. Free to disabled passengers. Early booking essential. Only 12 passengers permitted each trip. Trip includes Poole Harbour to Wareham. Mainly groups but individuals can be catered for. Boarding from Berthing Office, Dolphin Marina and Poole Quay. Level walk/wheel on-and-off ramp and a flat board open deck to accommodate wheelchairs in the centre. Toilet facilities on board.

## **Brownsea Seahorse**

01202 707744 - option 8

[www.nationaltrust/brownsea-island/features/accessible-brownsea](http://www.nationaltrust/brownsea-island/features/accessible-brownsea)

The Brownsea Seahorse offers a boat service from Sandbanks, Poole to Brownsea Island and return on set days. Booking is essential as tidal dependent. When you arrive on Brownsea Island you can use your own wheelchair or borrow a Mountain Trike. This fantastic new landing craft is run by the National Trust.

## **Knoticat**

07889 970 702 for bookings [www.knoticat.co.uk](http://www.knoticat.co.uk)

Knoticat is a 10 metre sailing catamaran, offering the opportunity to give all disabled people and carers the chance to sail and enjoy the beautiful waters in and around Poole Harbour. Sailing every weekend April to September.

## **Local cruise companies**

A range of trips are offered, including: Poole to Wareham; Poole to Brownsea Island; and Swanage, Bournemouth and Poole. Check with the individual companies for accessibility - generally a small amount of mobility is needed to board the boats.

## **Brownsea Island Ferries**

01929 462383 [www.brownseaislandferries.com](http://www.brownseaislandferries.com)

## **City Cruises Poole (also from Swanage)**

01202 467882 [www.citycruisespoole.com](http://www.citycruisespoole.com)

## **Greenslade Pleasure Boats**

01202 669955 [www.greensladepleasureboats.co.uk](http://www.greensladepleasureboats.co.uk)

# Car Parking

## Parking In Wareham

Disabled 'Blue Badge' holders may park free of charge for up to 3 hours in any of Wareham's Pay & Display car parks. This is providing the badge is displayed in a prominent position in the front windscreen and the clock has been set correctly.

Disabled 'Blue Badge' holders may also park for up to three hours on double yellow lines, providing permit is displayed, the clock set and there are no lines crossing the pavement.

Disabled 'Blue Badge' holders may also park all day on the street where "one hour free parking" is allowed, providing permit is displayed and the clock set.

For all enquiries go to [www.dorsetforyou.gov.uk/blue-badge](http://www.dorsetforyou.gov.uk/blue-badge)

Further information about restrictions are contained within the Blue Badge Scheme booklet.

## Car Parks in Wareham

### Parking in Wareham

**Howards Lane** Medium stay, two designated spaces, up to 3 hours free in any space

**Bonnets Lane (East & West)** One designated space, up to 3 hours free in any space

**Rempstone Centre** Two designated spaces, up to 3 hours free in any space

**St Johns Hill & Church Green** One designated space, up to 3 hours free in any space

**Connigar Lane** One designated space, up to 3 hours free in any space

**The Quay** One designated space, up to 3 hours free in any space

**Streche Road** One designated space, up to 3 hours free in any space

**Railway Station** Two designated spaces, up to 3 hours free in any space

**Roadside Designated Spaces** Three spaces available in North Street

For all enquiries call **01929 557352**

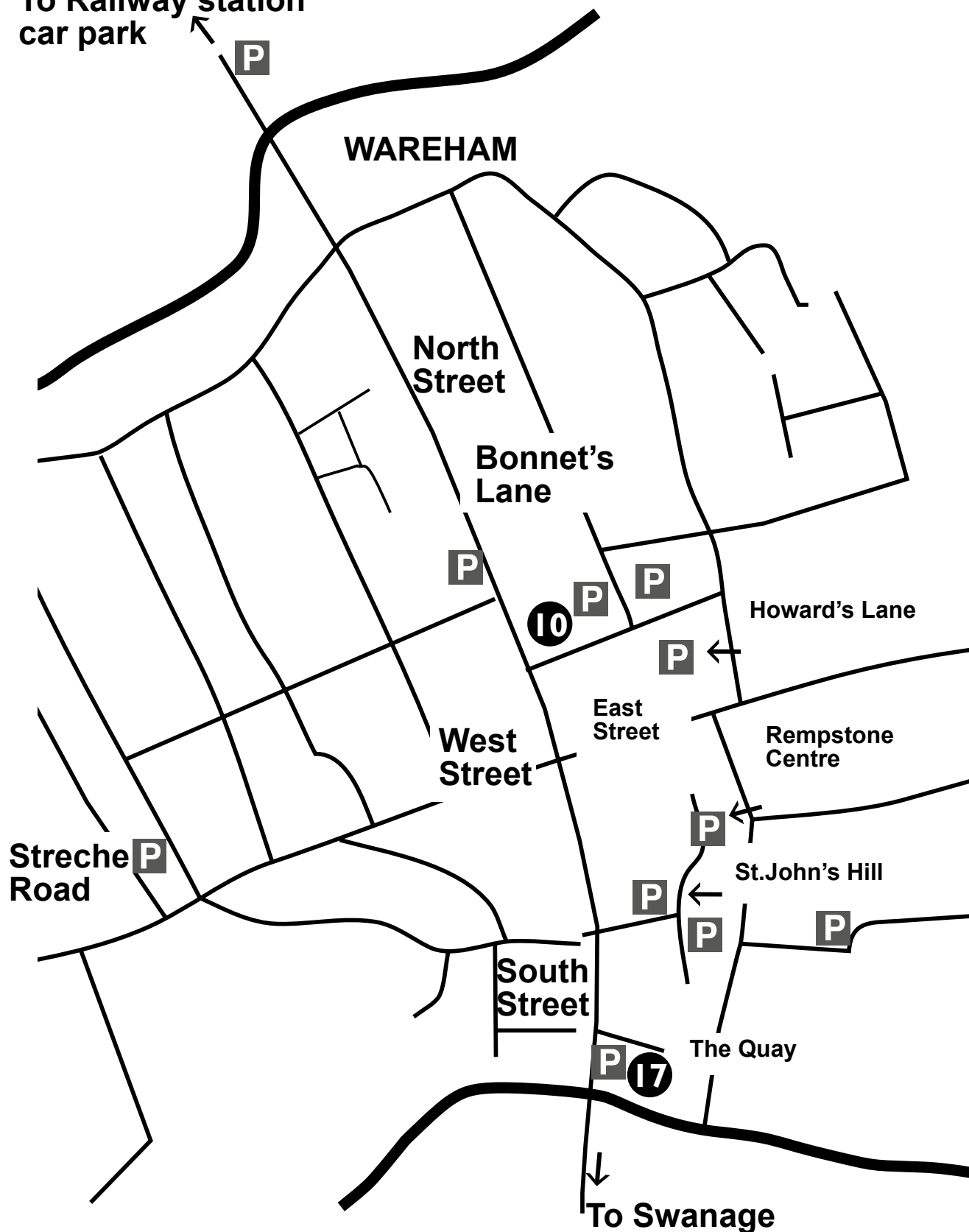
Find parking in Wareham with JustPark [www.justpark.com/uk/parking/wareham](http://www.justpark.com/uk/parking/wareham).

Choose from hundreds of spaces in Wareham - including on-street parking, off-street car parks and reservable spaces.

# Wareham Car Parking Map

- P** = Parking
- = Accessible toilets  
(please see useful information at the back of the guide)

To Railway station  
car park





## Car Parks in Corfe Castle

### Parking in Corfe Castle

**Norden Car Park** 12 designated spaces. No free parking

**Castle View Visitors Centre** Three designated spaces, up to 4 hours free parking in any space

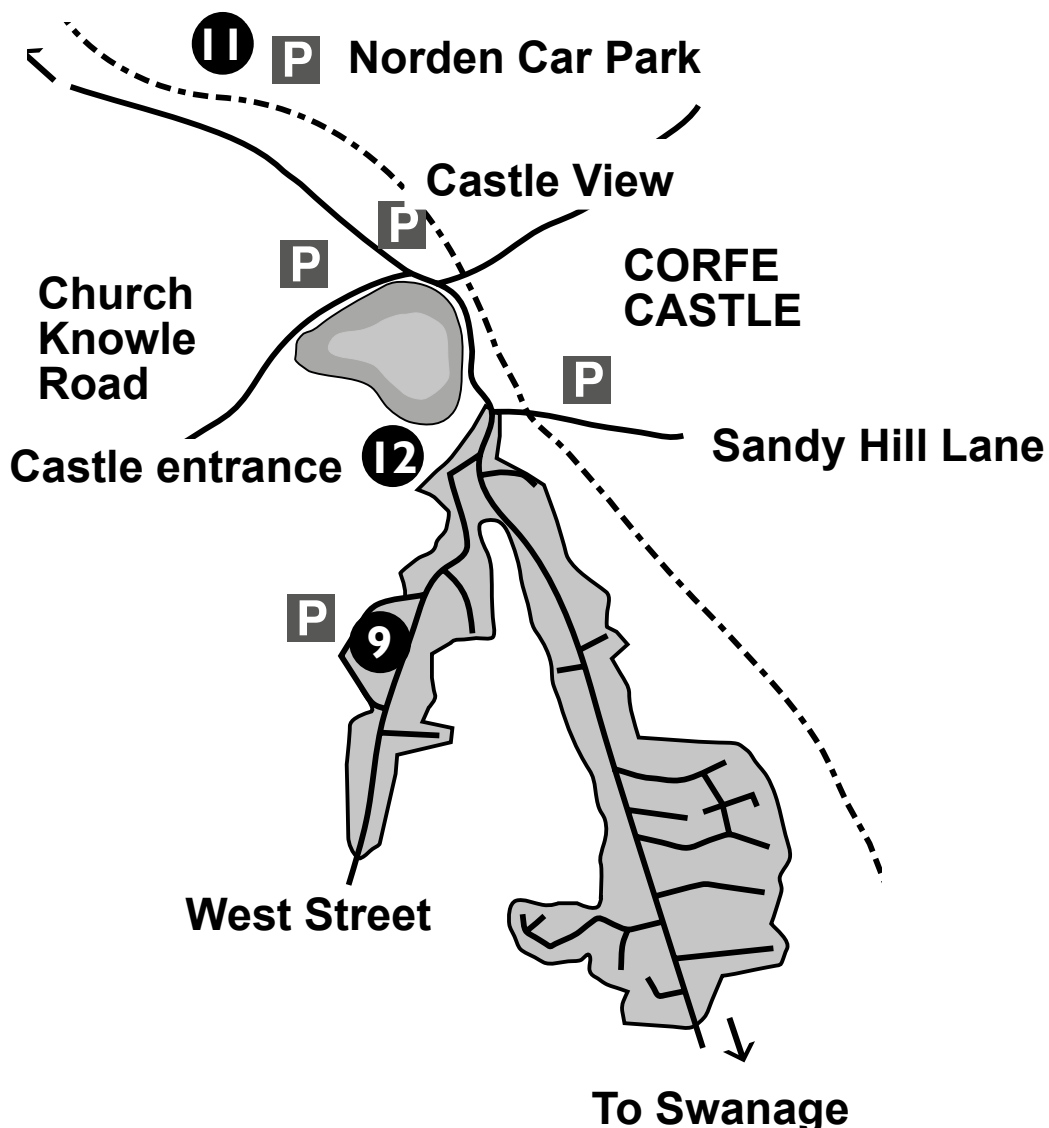
**Church Knowle Road** (opp. Castle View Visitors Centre) – no designated spaces, free parking

**Sandy Hill Lane Walkers Car Park** No designated spaces, free parking

**West Street** Two designated spaces, up to 3 hours free in any space

**P** = Parking  
**●** = Accessible toilets  
(please see useful information at the back of the guide)

To Wareham



## Car Parks in Studland

### Parking in Studland

**Knoll Beach, Middle Beach, South Beach, Shell Bay**

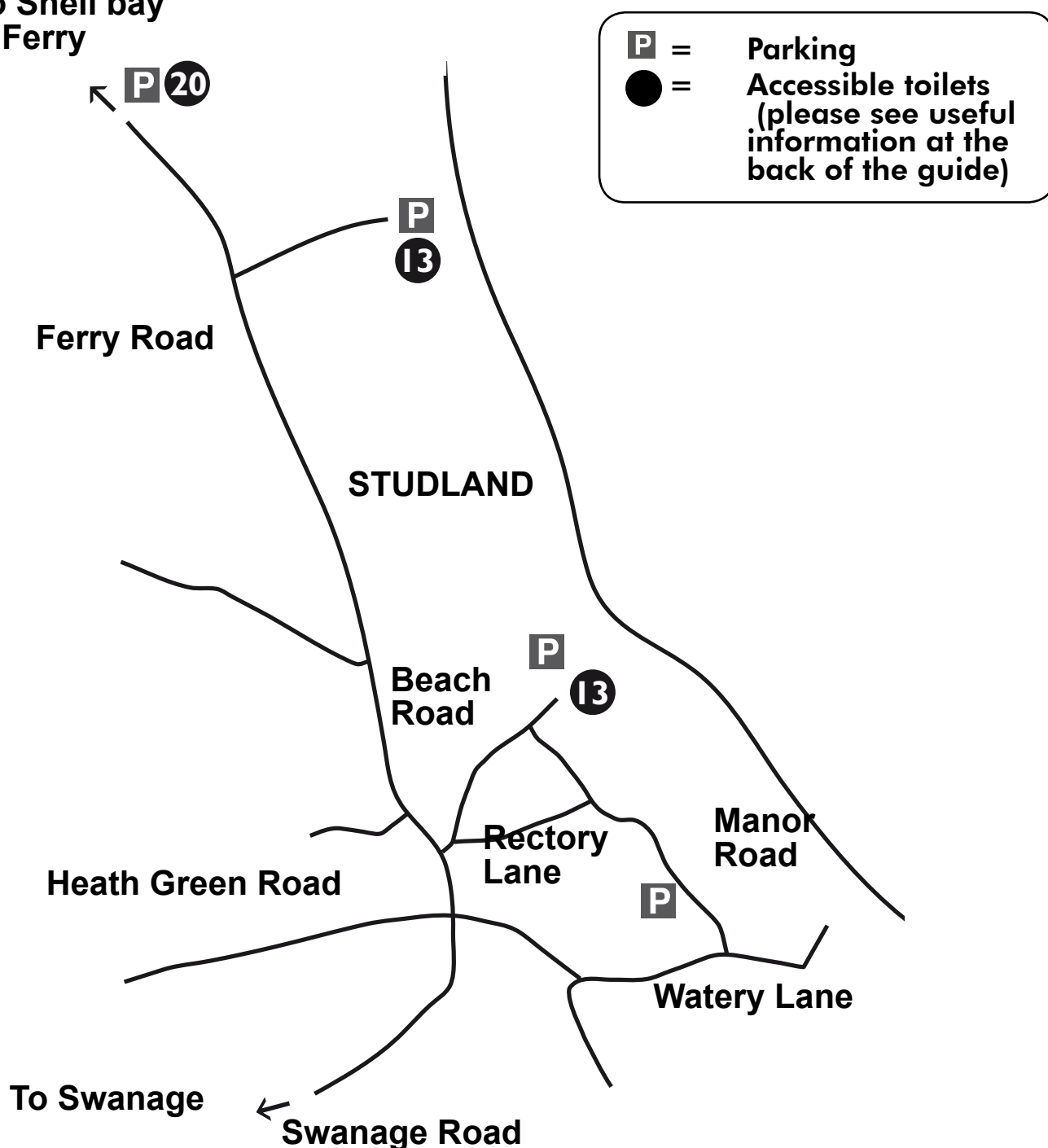
Designated bays, no free parking unless National Trust members.

**Middle Beach:** 4 spaces

**South Beach:** 5 spaces

**Knoll Beach:** approximately 20 cars depending on how the first car parks in because it isn't lined up as anywhere else

**To Shell bay  
& Ferry**



## **Car Parks in Swanage**

### **Parking in Swanage**

#### **On-road Parking**

Disabled 'Blue Badge' holders may park for up to three hours on double yellow lines, providing permit is displayed, the clock set and there are no lines crossing the pavement. Shore Road adjacent to the beach is free for Blue Badge holders but your badge and clock which has been set, must be displayed.

#### **Roadside disabled bays**

Mermond Place, Health Centre near taxi rank and by the Mowlem Theatre.

**All car parks in Swanage are payable and do not have free spaces for blue badge holders.**

#### **Broad Road, BH19 2BB**

Long stay - 2 designated spaces

#### **North Beach Car Park, BH19 1NL**

Long Stay - 2 designated spaces

#### **Main Beach Car Park, BH19 1AP**

Long Stay - 4 designated spaces

#### **Mermond Place, BH19 1DQ**

Short Stay 2hrs - 3 designated spaces

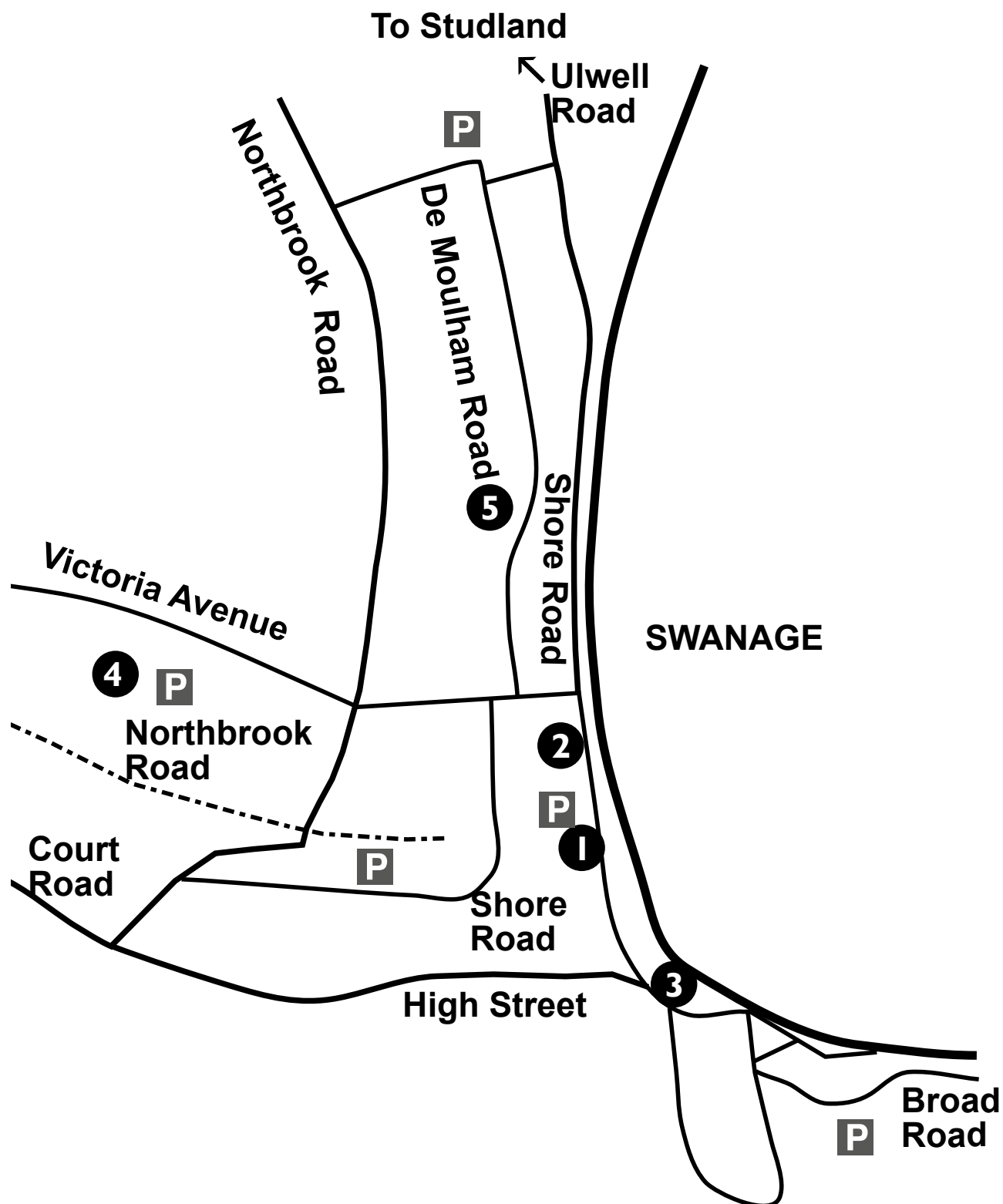
#### **Co-op, BH19 1HB**

Short Stay 2hrs - Max 3 designated spaces

Find parking in Swanage with JustPark [www.justpark.com/uk/parking/swanage](http://www.justpark.com/uk/parking/swanage)  
Choose from hundreds of spaces in Swanage - including on-street parking, off-street car parks and 640 reservable spaces.

## Car Parks in Swanage

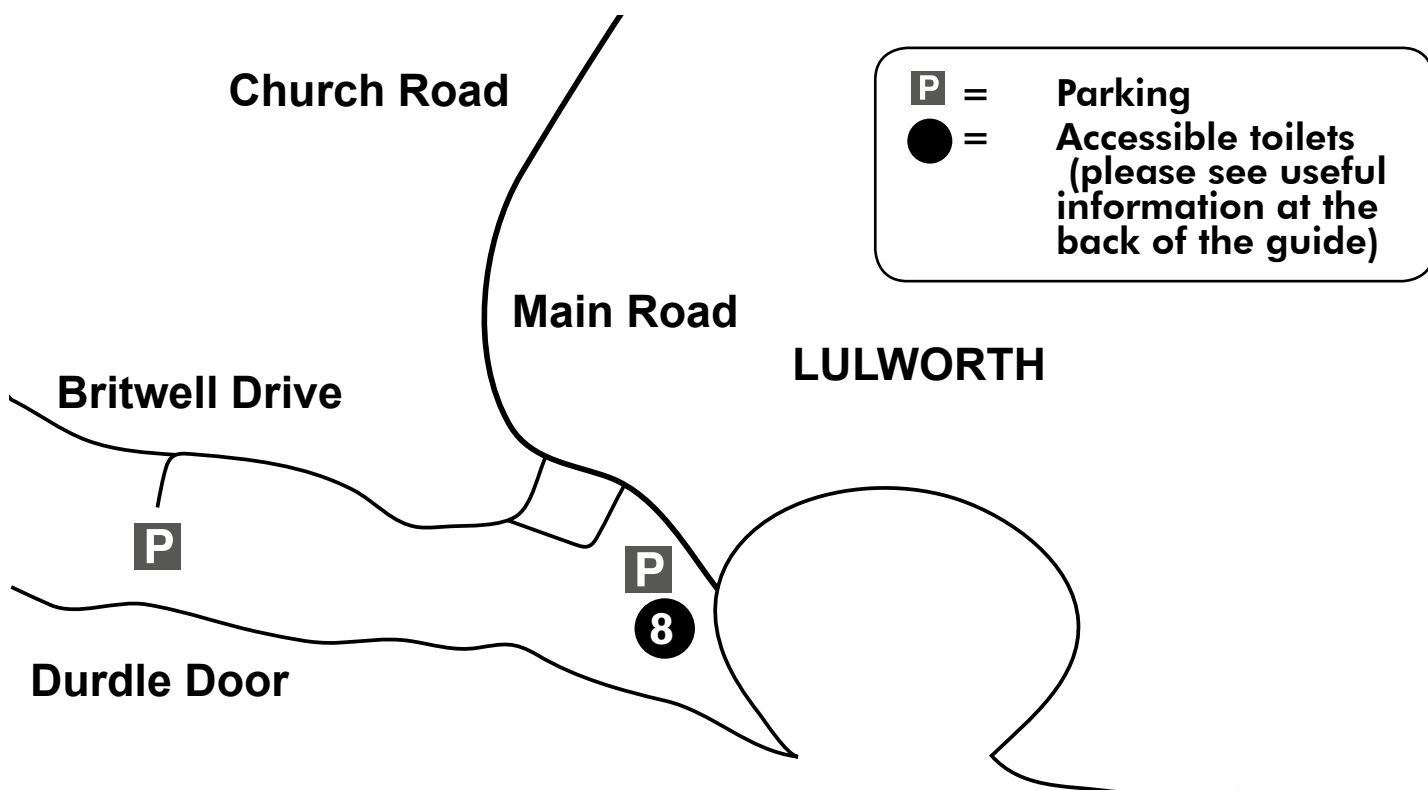
- P** = Parking  
**●** = Accessible toilets  
(please see useful information at the back of the guide)



## Car Parks in Lulworth and Durdle Door

Lulworth Cove – designated bays close to Heritage Centre, no free parking.

Durdle Door - no free parking



# Adapted Accommodation

## Gateway & Woodland Cottages

Livability Holton Lee, East Holton, Holton Heath, Poole BH16 6JN

[www.tourismforall.co.uk/accommodation/gateway-and-woodland-cottages](http://www.tourismforall.co.uk/accommodation/gateway-and-woodland-cottages)

For booking information or enquiries please e-mail [info.holtonlee@liveability.org.uk](mailto:info.holtonlee@liveability.org.uk) 01202 625562

### Gateway Cottage

Accessible self-catering for up to eight people.

The ground floor has an open plan fully fitted kitchen and lounge.

A large wet room with toilet, shower, wash basin and overhead hoisting.

Two twin bedrooms with fall & rise beds with built in bed rails. One room has overhead hoisting.

Access to rear patio area and barbecue overlooking garden and adjoining heathland.

Upstairs are two further twin bedrooms, double bedroom, family bathroom containing bath, toilet and wash basin.

### Woodland Cottage

Accessible self-catering for up to eight people.

The ground floor has a twin bedroom equipped with fall & rise beds with built in rails. Wet room with shower, toilet & sink, and family bathroom with bath, toilet & sink.

A newly refurbished fully fitted kitchen.

A fully fitted lounge diner.

Access to rear patio area and barbecue overlooking garden and adjoining heathland.

Upstairs are two further twin bedrooms and a double bedroom.

Both cottages have gas central heating, hot water and mobile hoist.

## Mortons House Hotel

Corfe Castle

[www.mortonshouse.co.uk](http://www.mortonshouse.co.uk) 01929 480988

Mortons House Hotel has four accessible rooms located in a quiet corner of the hotel grounds. All the accessible rooms have the usual facilities expected of a quality three star hotel. All have shower only 'wet rooms' (no bath), low level light switches, low level clothes rail in the wardrobes, under floor heating, tea and coffee making facilities, quality courtesy products and 32" Wall mounted flat screen televisions. The rooms are designed for the able bodied as well as the physically challenged.

As all the equipment is removable the rooms are normally set up without WC support arms and shower chairs etc. Please state when booking what equipment you require and any special requests and/or needs you may have, as no two guests needs are the same.



## **Heroes Haven**

[www.heroes-haven.org.uk](http://www.heroes-haven.org.uk)

Heroes Haven Swanage is a purpose built lodge which provides affordable holidays for disabled, injured and visually impaired serving and ex-serving members of the Armed Forces, their immediate family and carers.

Medical service personnel are also eligible to use the facility.

The lodge has been specially designed to cater for wheelchairs and for those that have suffered serious injuries to enjoy a "normal" family holiday.

Situated on the beautiful Isle of Purbeck, the lodge nestles in its own extensive landscaped gardens, which offer a tranquil setting for those looking for a peaceful and relaxing family holiday.

The nearby seaside town of Swanage is a few minutes' drive away; here you will find safe sandy beaches, interesting range of shops, cafés and restaurants and a vibrant night life.

## **Care Agency**

### **Bluebird Care Purbeck & Wareham**

Bluebird Care is a specialists in care at home, based in Wareham and cover the Purbeck area. We are happy to discuss any requirements you may have and work with you to find care solutions.

In the first instance, call 01929 500515 to discuss your needs.

## **Accommodation**

Following is a list of establishments who either offer ground floor accommodation or have been accredited by the National Accessible Scheme or have some facilities for people using a wheelchair. Please refer to the individual properties via our website [www.visit-dorset.com](http://www.visit-dorset.com) or visit the establishment's own website for their access statements.

We recommend that you always contact the accommodation and enquire about their facilities, it is also advisable to inform the establishments if you have any additional special requirements of any kind.

# **Hotel, Guesthouse and B&B Accommodation**

## **Glenlee Guest House, Swanage**

**[www.glenleeswanage.co.uk](http://www.glenleeswanage.co.uk) 01929 425794**

Ground floor rooms

## **Hyde Cottage, Wareham**

**[www.hydecottage.com](http://www.hydecottage.com) 01929 553344**

Ground floor rooms

## **Kemps Bed and Breakfast**

**[www.kempscountryhouse.co.uk](http://www.kempscountryhouse.co.uk) 01929 462563**

Ground floor rooms

## **Kingston Country Courtyard, Kingston**

**[www.kingstoncountrycourtyard.com](http://www.kingstoncountrycourtyard.com) 01929 481066**

Ground floor rooms in a courtyard setting, some with wet rooms

## **Little Gem, Swanage**

**[www.littlegemguesthouse.co.uk](http://www.littlegemguesthouse.co.uk) 01929 427904**

Ground floor rooms

## **Mortons House Hotel, Corfe Castle**

**[www.mortonshouse.co.uk](http://www.mortonshouse.co.uk) 01929 480988**

Silver Award for Accessibility

## **Pines Hotel and Longdown Bungalow, Swanage**

**[www.pineshotel.co.uk](http://www.pineshotel.co.uk) 01929 425211**

Lifts and some rooms with large ensembles, and self-contained bungalow

## **Purbeck House Hotel & Louisa Lodge, Swanage**

**[www.purbeckhouselouisalodge.com](http://www.purbeckhouselouisalodge.com) 01929 422872**

Ground floor rooms in hotel and lodge

## **Spurwing Guest House, Wareham**

**[www.spurwing.info](http://www.spurwing.info) 01929 553869**

Ground floor room

## **Tall Trees, Swanage**

**[www.talltreesswanage.co.uk](http://www.talltreesswanage.co.uk) 01929 422164**

Ground floor rooms in Guest Wing and Barn

## **Self Catering Accommodation Agencies**

Please telephone to discuss your requirements

### **Blue Chip Holidays**

03301 347947 [www.bluechipholidays.co.uk](http://www.bluechipholidays.co.uk)

### **Corfe and Purbeck Holidays**

019299 481198 [www.corfeandpurbeckholidays.com](http://www.corfeandpurbeckholidays.com)

### **Dorset Coastal Cottages**

0800 980 4070 [www.dorsetcoastalcottages.com](http://www.dorsetcoastalcottages.com)

### **Dorset Cottage Holidays**

01929 481547 [www.dhcottages.co.uk](http://www.dhcottages.co.uk)

### **Dream Cottages**

01305 789000 [www.dream-cottages.co.uk](http://www.dream-cottages.co.uk)

### **Island Cottage Holidays**

01929 481555 [www.purbeckcottageholidays.co.uk](http://www.purbeckcottageholidays.co.uk)

### **Miles & Son Self Catering Holidays**

01929 423333 [www.milesandson.co.uk](http://www.milesandson.co.uk)

### **Wyke Dorset**

01929 422776 [www.dorsetcottages.com](http://www.dorsetcottages.com)

## **Self Catering**

Please telephone to discuss your requirements

### **Annexe to Stoneacre, Langton Matravers**

[www.annexestoneacre.co.uk](http://www.annexestoneacre.co.uk) 01929 480668

2 ground floor en-suite rooms

### **Dorset Resort, Bere Regis**

[www.dorsetresort.com](http://www.dorsetresort.com) 01929 472244

Single storey log cabins

### **Gables Court, Swanage**

[www.gables-apartments.co.uk](http://www.gables-apartments.co.uk) 01929 426516

Ground floor apartment

### **Westland Flats**

[www.westlandflats.co.uk](http://www.westlandflats.co.uk) 01929 422637

Ground floor flats

# **Caravan and Camping**

The following sites offer differing degrees of accessibility. Please call for information to ensure that it will meet your specific needs.

## **Acton Field Campsite**

[www.actonfieldcampsite.co.uk](http://www.actonfieldcampsite.co.uk) 01929 424184

Limited summer opening

## **Birchwood Tourist Park**

[www.birchwoodtouristpark.co.uk](http://www.birchwoodtouristpark.co.uk) 01929 554763

Open all year round

## **Durdle Door Holiday Park**

[www.durdledoor.co.uk](http://www.durdledoor.co.uk) 01929 400200

Open March to October Accessible static caravan and camping pod.  
Restaurant and shop.

## **East Creech Farm Caravan & Camping Park, Wareham**

[www.eastcreechfarm.co.uk](http://www.eastcreechfarm.co.uk) 01929 480519

Open April to October

## **Norden Farm Touring Caravan & Camping**

[www.nordenfarm.com](http://www.nordenfarm.com) 01929 480098

Open March to October

## **Sandford Holiday Park, Sandford**

[www.parkdeanresorts.co.uk/sandford/holidaypark](http://www.parkdeanresorts.co.uk/sandford/holidaypark) 01202 622513

Open February to November

## **South Lytchett Manor Caravan & Camping Park, Lytchett Minster**

[www.southlytchettmanor.co.uk](http://www.southlytchettmanor.co.uk) 01202 622577

Open March to New Year Holiday

## **Tom's Field Campsite, Langton Matravers**

[www.tomsfieldcamping.co.uk](http://www.tomsfieldcamping.co.uk) 01929 427110

Open March to October

## **Ullwell Farm Caravan Park, Swanage**

[www.ullwellfarmcaravanpark.co.uk](http://www.ullwellfarmcaravanpark.co.uk) 01929 422825

Open April to October

## **Wareham Forest Tourist Park, Wareham**

[www.warehamforest.co.uk](http://www.warehamforest.co.uk) 01929 551393

Open all year round

# Towns and Villages

In this section we have tried to give a brief overview of some of the areas in Purbeck. Both Wareham and Swanage have Town Maps and Guides available.

## Corfe Castle Village

Corfe Castle village is four miles from Wareham, on the main road (A351) to Swanage.

It is a very pretty stone-built village with a museum, shops and the ruin of Corfe Castle itself. The Castle was built in 1086 and destroyed after a siege in 1646. Much of the stone from the Castle can be found in the houses of Corfe village today.

The streets and pavements of Corfe Castle village itself are generally not suited to wheelchair users. There is a Visitor Centre just outside of the village which is accessible to wheelchair users and has a varied and interactive display relating to the history of the castle. Disabled parking and toilet available at the Visitor Centre.



## Lulworth

Lulworth Cove is accessible to wheelchair users although there is a long tarmac slope from the car park to the cove with places to eat and gift outlets on the way.

Lulworth Castle and Estate consists of some 12,000 acres of rolling parkland, woods and farmland. The Castle was built as a hunting lodge in 1608, has played host to seven monarchs and survived the devastating fire of 1929. Castle and grounds have some accessibility. See attractions section for Lulworth Heritage Centre and Lulworth Castle information.



## Swanage

The vast majority of Swanage town centre is flat, providing excellent access to the many shops, bars, restaurants and cafes. An essential visitor's guide to Swanage leaflet is available from the Information Centre.



Disabled badge holders are able to park free all day immediately next to the beach between the Stone Jetty and the red phone box providing the clock and badge are displayed. Disabled parking bays are marked at the front of the Mowlem complex, Swanage Medical Centre as well as in central Swanage Town in Mermond Place.

One of the main features of the town is the beautiful sandy beach. The Swanage Information Centre is situated on the seafront on Shore Road. The Swanage Museum and Heritage Centre is situated in the Square on the seafront.

## Wareham

The market town of Wareham lies between the rivers Frome and Piddle. It is one of only two towns in the UK which still retains its Saxon Walls, surrounding the town on three sides. It has been a market town for over 500 years with markets on Saturdays and a Farmers Market on the 2nd and 4th Thursday of each month.



The main streets in Wareham are a mixture of paving slabs and tarmac - level with a slight incline, down towards the Quay and upwards in North Street

The Quay is suitable for Wheelchair users, with a slight incline down towards the water. Across the bridge, Priory Meadow allows accessibility for all into part of the Wareham Water Meadows.

Discover Purbeck Information Centre is situated very close to the Quay in South Street.



## Wool

Wool is a small level village, a mixture of modern and historic architecture, and is situated alongside the River Frome and the main rail link between London and Weymouth. It is also on the doorstep of the Tank Museum, Monkey World, Lulworth Castle and Cove, and Durdle Door.

On the opposite bank of the Frome to the village is the 17th century Woolbridge Manor where 'Tess of the D'Urbervilles' spent her honeymoon in Hardy's novel of that name, and just to the east of the village are the remains of the 12th century Bindon Abbey, the stones from which were used to build Lulworth Castle.



## Bere Regis

Bere Regis is a small but lively village built around an 11th century church with a timbered roof, and a window mentioned in Hardy's 'Tess of the D'Urbervilles'. It is also within easy access of the Tolpuddle Martyrs' Museum, Athelhampton House, the Tank Museum, Clouds Hill, the home of T.E. Lawrence (Lawrence of Arabia), and Moreton where he is buried, the church there containing the incredibly beautiful etched windows by Whistler.



## Upton

Upton is a small town on the eastern edge of Purbeck, originally built around a crossroads where the Blandford to Hamworthy road crosses the main road from Poole to Dorchester. Ideally situated for Poole and Lytchett Minster, Upton Heath and Woods, Lytchett Heath and Bay, leading onto Poole Harbour, and Upton House and Country Park. Upton House itself is set on a knoll overlooking Poole Harbour, and a corridor of lawns free of trees gives it a clear view over the harbour and Pergins Island, just one on many to be found in the second largest natural harbour on earth.

Lytchett Bay View is a 9.6 acre open space located in Upton which is free to access, with free kerb-side parking. It has spectacular views across the Purbeck Hills and Poole Harbour. The Town Council has worked hard to improve the accessibility of this area, including an all weather natural path from the pavement to the shoreline and the addition of a picnic bench suitable for wheelchair users to sit comfortably. Information boards have been installed to educate visitors about the diversity of wildlife to be found there and work has recently begun to give this area a Site of Nature Conservation Interest (SNCI) and Local Nature Reserve (LNR) status. Access to and from the area has also been improved by the installation of additional dropped kerbs, some with tactile paving. Enjoyed by families, dog lovers and wild life enthusiasts, this open space has plenty to offer visitors.

# Beaches

## Durdle Door (Pebble)

Access to Durdle Door by steep path and steps down onto the beach. Toilet facilities in Durdle Door Holiday Park (Radar). There is no wheelchair access to the beach. Not recommended for people with mobility issues, due to the steep access. Views across to Portland from car park.



## Kimmeridge (Rocks)

Parking available close to Fine Foundation Wild Seas Centre (Toilet). Grassy area in front of car park with views of the bay but no wheelchair access to bay itself. Access is available along the Coast Path between the Marine Centre and the Ranges Gate – approximately 1.5 miles. Tarmac road, with gentle slope. If gates to lower car park are closed, please contact the centre. (Lower car park is on a toll road and charges apply). 01929 481044



## Lulworth Cove (Pebble)

Accessed by a long tarmac slope from car park to Cove, approx. 400 metres. Toilet adjacent to Heritage Centre with access from car park.



## Studland National Trust Beach (Sand & Dune)

Knoll Beach Visitors Centre has two all terrain wheelchairs for hire, and stone path access to the beach, café, information point and shop from car park. Toilets sited at Middle Beach, Knoll Beach and Shell Bay. Hearing loop available at Knoll Beach Visitor Centre. Disabled parking at all car parks.

## Swanage (Sand)

Swanage has a beautiful sandy beach, starting from the Mowlem Theatre building around to the foot of Ballard Down. The beach is fully accessible from its car parks - there is a ramp immediately next to the Mowlem complex, to the right and left hand side of the stone jetty at the foot of Victoria Avenue. There is additional ramped access next to the red phone box. Working dogs only permitted on beach during summer season. Further facilities available from the Information Centre on seafront. RNLI Lifeguards monitor the beach within a designated zone during peak season.

The shore side has a level promenade, stretching from the Mowlem to the Bull and Boat, with numerous benches along with two Victorian shelters to rest with an ice cream and enjoy the marvellous views. The section of promenade between the Mowlem and the Stone Jetty is the width of the road between May and September as it is closed to car traffic. This is where the main beach toilets, including a disabled toilet are situated, close to Swanage Information Centre.

Access to the Victorian Pier in Swanage Bay is good, you are able to continue along the promenade along ground level with the sea on your left side, to the Stone Quay and beyond Swanage Pier. Swanage Pier now has a new café and a new shop and museum/visitors centre all of which are fully accessible. A strolling charge applies on the pier. Free for wheelchair users. Additional toilets are located along this route.

# Outings with Wheelchairs and Mobility Scooters

## Lawrence of Arabia Trail

(Section 2 - Moreton and the River Frome). Level, ¼ mile and extendable

Park in Moreton Village, either by the cemetery or near the church.

Follow the lane past the church to the River Frome, using the narrow bridge to cross the ford. Then follow the wide quiet lane for as far as you feel able, returning by the same route.

## Tyneham Village and Warbarrow Bay.

Fairly level with slight slopes, 1 mile to sea

Park in the large car park, combination of compacted gravel and grass with picnic tables.

Most of the remains of the village and the farm are accessible, and there is a pleasant mile long compacted gravel lane leading down to a view of the sea, the remains of Worbarrow village, with picnic tables, and superb views of the Jurassic coast and across to the Isle of Portland. (Check for opening times as village is within Tank Firing Ranges) 01929 404819 or contact Discover Purbeck Information Centre 01929 552740 for advice.

## Durlston Country Park.

Some level, some slopes, 2 miles

Park in either of the two car parks, tarmac and grass with picnic tables.

A pleasant 1½ mile walk to the west along the tarmac access road to the lighthouse and superb views of the Jurassic coast and the Isle of Wight. Fairly steep in places. Alternatively stay on the grassy track level past the Learning Centre and explore the abundant flower meadows, 2 miles or hire an off-road Trampler mobility scooter from the Centre. Accessible visitor centre, toilets and café.

## Swanage Sea Front.

Mainly level with some slopes,  
1 ½ miles

From Burlington Chine to the north of Swanage Bay, south along the paved sea front, past the clock tower and stone pier, on past the seaward side of the Mowlem theatre, past the



stone quay, taking a diversion along the award winning Victorian pier, up through Prince Albert Gardens and along to Peveril Point. This is a steep path through Prince Albert Gardens. There are superb views across the bay toward the Isle of Wight to the east and Durlston Castle to the south.

## **Arne RSPB Reserve.**

Fairly level with slight slopes, up to 3 miles

Park in the car park, combination of compacted gravel and grass with picnic tables with wheelchair space next to the hut. Nearest accessible toilet at cafe.

Follow 5 signposted trails of different lengths (up to 3 miles), and abilities paths through beautiful woodland down to the beach with superb views across Poole harbour to Poole in the east, Sandbanks, the Purbeck Hills and Corfe Castle to the south. Off-road Trampler available to hire. Benches throughout the trails but without arms and back support.



### **Access to the café at Arne**

The cafe has step-free access through the shop and also a side entrance up a small flight of steps. There are a small number of disabled parking spaces adjacent to the building and two visitor footpaths from the main car park. There are also accessible toilets in the building.

## **Hartland Moor - Hartland Way, Millenium mile**

Level, 1 mile and extendable

Accessible by narrow tarmac lanes from either Wareham to the west or Corfe Castle to the south. Once over the cattle grids and onto the level of the moor look out for the level firm paths that follow the routes of the old clay mining tramways, ideal for accessibility.

## **Wareham Riverside Walk.**

Level, 2 miles and extendable

Park on the Town Quay, cross over the bridge and turn left onto the riverside path and picnic and performance area. Follow the compacted gravel path downriver for 1 mile towards the sea as far as Redclyffe Yacht Club. Return by the same route but opposite the Priory Hotel gardens turn slightly to your left and follow the compacted gravel path around Priory Meadow, over the rustic wooden bridges and enjoying the memorial seats alongside the path.

Adjacent to the Town Quay is Abbots Quay where you can hire a flatbed wheelchair accessible Wheelyboat and then relax and enjoy the river from the water.















## **Wareham Forest Sika Trail and Woodlark Trail**

Fairly level with slight slopes, several miles, Woodlark Trail is two miles.

The various routes follow several miles of compacted gravel tracks through the forest and heath. All tracks have coloured posts.

# Purbeck Attractions

## Key To Symbols

Accessible to wheelchair users 	Accessible Toilet 
Partially accessible to wheelchair users 	Parking 
Some areas suitable for spectating only 	Induction loop used 
Ramp/Level access 	Other facilities for hearing impaired visitors 
Steps 	Facilities for visually impaired 
Accessible Café or restaurant 	Staff Trained and Aware 
Accessible Lift 	Information 

# Information & Heritage Centres

## Discover Purbeck Information Centre


South Street, Wareham,  
BH20 4LR  
01929 552740  
discoverpurbeck@  
dorsetcouncil.gov.uk  
www.visit-dorset.com

 Automatic sliding entrance doors



 Please inform  
TIC or Library  
manager



 Level ground  
floor interior,  
clear guiding,  
highlighted steps or  
ramp with rail.  
Fully accessible paved  
courtyard garden with  
seating.  
Access statement  
available online and  
on request.

**RADAR KEYS SOLD**

## Swanage Museum & Heritage Centre

The Square, Swanage,  
BH19 2LJ  
01929 421427  
www.swanagemuseum.  
uk  
museumswanage@  
gmail.com



Slight incline

Signage

## Swanage Information Centre

The White House,  
Swanage, BH19 1LB  
01929 766018  
www.visit-dorset.com  
welcome@swanage.  
gov.uk



Slight ridge in  
doorway

on Shore Rd

on Shore Rd

Dementia friendly

**RADAR KEYS SOLD**

## Lulworth Heritage Centre

Lulworth Cove,  
BH20 5RQ  
01929 400587  
www.lulworth.com  
info@lulworth.com



Downstairs

Upstairs classroom

For toilets and  
centre

In to centre

Normal charge  
applies


Most


Reference copies of  
some publications  
available in large  
print. 1 Electric  
Tramper buggy  
available for hire.



## Arne RSPB Nature Reserve

Arne Road, Arne,  
Wareham BH20 5BJ  
01929 553360  
[www.rspb.org.uk](http://www.rspb.org.uk)  
[arne@rspb.org.uk](mailto:arne@rspb.org.uk)

 One "easy access" nature trail.

 Ramp access to Visitor centre and two viewing screens on 'easy access' trails

 2 blue badge spaces

 Some staff are trained

 Some paths sandy/muddy. New accessible shop and cafe with 3 designated disabled spaces for customers. Accessible toilet facilities located in cafe. Trumper hire available to book.

## Blue Pool

Furzebrook, Wareham  
BH20 5AR  
01929 551408  
[www.bluepooluk.com](http://www.bluepooluk.com)  
[info@bluepool.com](mailto:info@bluepool.com)

 Accessible Red Route

 Into buildings and from carpark

 Views overlooking Pool on Pathway






 If arranged at admission entrance

 Large print menu



 Red route not suitable for motorised scooter or when wet.

## Brownsea Island

Poole Harbour, Poole  
BH13 7EE  
01202 707744  
[www.nationaltrust.org.uk/brownsea-island](http://www.nationaltrust.org.uk/brownsea-island)  
[brownseaisland@nationaltrust.org.uk](mailto:brownseaisland@nationaltrust.org.uk)

 Map of accessible route available.

 Access to beach via steep steps



 At quay and visitor centre

 Visitor centre and reception, café and shop

 Wheelchair users advised to use the Brownsea Seahorse accessible boat. Manual all terrain wheelchairs available for loan, booking advised. Electric buggy tours available for less mobile, booking advised. The Island has steep and unstable cliffs, uneven ground and island vehicles. Deep water and strong currents.

## Corfe Castle

Corfe Castle BH20 5EZ  
01929 481294  
[www.nationaltrust.org.uk/corfecastle](http://www.nationaltrust.org.uk/corfecastle)  
(including tearooms, visitor centre and shop)  
[corfecastle@nationaltrust.org.uk](mailto:corfecastle@nationaltrust.org.uk)








 At visitor centre and castle entrance.

 Drop off point at castle entrance. Mobility parking in main car park.

 Grounds partly accessible. Steep slopes, uneven paths, undulating terrain. Only outer bailey of castle accessible. Shop etc is accessible

## Corfe Castle Museum

The Town Hall, West Street, Corfe Castle.  
BH20 5HA  
01929 480666  
www.dorsetmuseums.co.uk  
query@corfecastletrust.co.uk



## Corfe Castle Model Village

Corfe Castle BH20 5EZ  
01929 481234  
www.corfecastlemodelvillage.co.uk  
info@corfecastlemodelvillage.co.uk



The models



Whole attraction sloping



In areas, terrace



In gift shop



Large print and braille menu



Key staff



It can be difficult returning from the Model Village as is up hill. Left hand side of Model Village accessible - wildlife area difficult.

## Create at the Cove

Church Road, West Lulworth BH20 5SG  
01929 400270  
www.createatthecove.com  
createatthecove@hotmail.com



Spacious, comfortable location

## Dorset Waterpark

Studland Road, Corfe Castle, BH20 5JG  
01929 505030  
www.dorsetwaterpark.co.uk  
info@dorsetwaterpark.co.uk



## Durlston Castle & Country Park

Swanage BH19 2JL  
01929 424443  
[www.durlston.co.uk](http://www.durlston.co.uk)  
[durlston@dorsetcouncil.gov.uk](mailto:durlston@dorsetcouncil.gov.uk)



Selection of accessible routes to country park



To castle and visitor centre



To give access to scenic view, top levels of castle.



Assistance available, please enquire



Cliff-top site – some areas are hilly and rough underfoot.  
2 Electric Trampler buggies and 1 Trekkinetic manual off-road wheelchair available for hire.  
Autism Guide, Access Guide, Large Print and Easy Read Leaflets and BSL Tour Available.



## East Holton Driving Centre

(Horse and Carriage)  
Ash Tree Stables,  
Livability, Holton Lee,  
Poole BH16 6JN  
07917 546644  
[www.eastholtondrivingcentre.co.uk](http://www.eastholtondrivingcentre.co.uk)



All the carriages are specially equipped with hydraulics and ramps to ensure they are fully accessible. Easter to September. Must book in advance.

## Etches Collection Museum of Jurassic Marine Life

Kimmeridge, Dorset,  
BH20 5PE  
01929 270000  
[www.theetchescollection.org](http://www.theetchescollection.org)  
[info@theetchescollection.org](mailto:info@theetchescollection.org)



## Farmer Palmers Farm Park

Organford BH16 6EU  
01202 622022  
[www.farmerpalmers.co.uk](http://www.farmerpalmers.co.uk)  
[info@farmerpalmers.co.uk](mailto:info@farmerpalmers.co.uk)



Difficult down woodland walk

Woodland walk not suitable when wet.  
Indoor soft play area maybe difficult.

## Livability, Holton Lee

Holton Heath. BH16  
6JN  
Exhibitions  
01202 625562  
[www.holtonlee.co.uk/  
wellbeingarden/  
naturereserve/events](http://www.holtonlee.co.uk/wellbeingarden/naturereserve/events)  
[holtonlee@livability.  
org.uk](mailto:holtonlee@livability.org.uk)

 All buildings  
accessible



 Audio description  
for exhibitions



 Electric tramper  
hire. Accessible  
hyde.

## Fine Foundation Wild Seas Centre

Kimmeridge  
BH20 5PE  
01929 481044  
[www.dorsetwildlifetrust.  
org.uk](http://www.dorsetwildlifetrust.org.uk)  
[kimmeridge@  
dorsetwildlifetrust.org.  
uk](mailto:kimmeridge@dorsetwildlifetrust.org.uk)



 Sloping gravel  
path to marine  
centre

 Disabled only use

 Ask in Centre if  
gate is closed

 Please arrange  
parking prior to  
visit.

NB. While  
the Centre  
is accessible  
for disabled  
visitors, there is  
limited access to  
Kimmeridge Bay  
itself.

## The Swanage Centre. Group Educational Facility

Harrow Drive, Swanage  
BH19 1PE  
01929 475081  
[www.theswanagecentre.  
co.uk](http://www.theswanagecentre.co.uk)  
[info@  
theswanagecentre.co.uk](mailto:info@theswanagecentre.co.uk)



 In some areas



 In residential  
area



 Facility positioned  
on steep hill.

## Holme For Gardens

West Holme Farm  
BH20 6AQ  
01929 554716  
[www.holmeforgardens.  
co.uk](http://www.holmeforgardens.co.uk)  
[office@holmefg.co.uk](mailto:office@holmefg.co.uk)



 Garden centre,  
Farmshop, Cafe,  
attractive gardens  
and ponds



2 steps in 1 area



 Gardens are  
mainly grassed  
areas with some  
narrow paths.  
Disabled access,  
please take care in wet  
weather. Admission  
charge to gardens for  
around 8 months of  
the year.

## Lulworth Castle

Lulworth Estate, East  
Lulworth  
BH20 5QS  
01929 400352  
[www.lulworth.com](http://www.lulworth.com)  
[info@lulworth.com](mailto:info@lulworth.com)



Basement fully  
accessible,  
ground floor  
limited.

## Margaret Green Animal Rescue

Church Knowle  
BH20 5NQ  
01929 480474  
[www.margaretgreenanimalrescue.org.uk](http://www.margaretgreenanimalrescue.org.uk)  
[comms@mgar.org.uk](mailto:comms@mgar.org.uk)



Some uneven  
ground



The site is a  
busy rescue and  
rehoming centre  
that welcomes  
visitors throughout  
the year.

## Monkey World

Longthorns, Wareham  
BH20 6HH  
01929 462537  
[www.monkeyworld.org](http://www.monkeyworld.org)  
[apes@monkeyworld.org](mailto:apes@monkeyworld.org)



There are some  
adapted facilities  
in the children's  
play area. Woodland  
walk not suitable for  
wheelchairs. Large  
selection of motorised  
and manual wheelchairs  
available to book in  
advance.

## The Mowlem Cinema and Theatre

Shore Road, Swanage.  
BH19 1DD  
01929 422239  
[www.mowlemtheatre.co.uk](http://www.mowlemtheatre.co.uk)  
[officemowlem.@gmail.com](mailto:officemowlem.@gmail.com)



Limited access  
to the stage



## Norden Car Park

Nr. Corfe Castle,  
BH20 5DW  
[www.dorsetcouncil.gov.uk/parking](http://www.dorsetcouncil.gov.uk/parking)



Radar key  
required



For attractions  
and activities  
including: Swanage  
Railway, Purbeck  
mining and  
mineral museum.  
Cyclexperience  
bike hire. Picnic  
areas. Information  
hub. Children's  
playground. Daily  
charge for parking  
£3.50.

## Purbeck Sports Centre

Wareham  
BH20 4PH  
01929 500000  
[www.dorsetcouncil.gov.uk/purbecksportscentre](http://www.dorsetcouncil.gov.uk/purbecksportscentre)



Leaflets available  
in large print on  
request.

## Rex Cinema

14 West Street,  
Wareham, BH20 4JX,  
01929 552778  
[www.therex.co.uk](http://www.therex.co.uk)  
[julie@juliesharman.co.uk](mailto:julie@juliesharman.co.uk)



Stair lift available on  
rear stairs



Ramp at front door  
step as required.  
Auditorium level  
access but up some  
stairs



One at front door,  
ramp available



Some films subtitled



Assistance offered  
if required.  
Assistance offered  
with steps.

## Studland Beach

Knoll Beach car park,  
Ferry Road, Studland,  
Dorset BH19 3AQ  
01929 450500  
[www.nationaltrust.org.uk/studlandbeach](http://www.nationaltrust.org.uk/studlandbeach)  
[studlandbay@nationaltrust.org.uk](mailto:studlandbay@nationaltrust.org.uk)



Beach accessible  
wheelchairs can  
be hired free  
of charge. Pre-  
booking advised,  
deposit required



Ramp 3% to shop  
and ramp 5% to  
cafe



Radar keys are  
available from  
visitor reception



Solid block pathway  
from designated  
disabled parking to  
cafe and toilets



In shop and cafe



Some paths are  
uneven and  
difficult to access.



## Swanage Beach Gardens

Sports Park  
Tourist Information  
Centre  
01929 766018  
(winter season)  
01929 424339  
(summer season)  
[www.swanage.gov.uk](http://www.swanage.gov.uk)  
[mail@swanage.gov.uk](mailto:mail@swanage.gov.uk)



Tea on the Green  
kiosk



Also shower  
available



18 hole putting  
green (all grass).  
Tennis courts.  
Bowling Green  
(all grass).  
Basketball and  
tennis table (on  
concrete)  
Dementia friendly.

## Swanage Pier

[www.swanagepiertrust.com](http://www.swanagepiertrust.com)  
01929 425806  
[office@swanagepiertrust.com](mailto:office@swanagepiertrust.com)



To shop and main  
deck only



To upper deck of  
the pier



Wheelchair access  
not available to  
upper and lower  
decks, however, the  
main deck can be  
enjoyed. Parking on the  
pier is permitted, first  
come, first served.  
Information point.

## Swanage Railway

Station Approach,  
Swanage BH19 1HB  
01929 425800  
[www.swanagerailway.co.uk](http://www.swanagerailway.co.uk)  
[info@swanagerailway.co.uk](mailto:info@swanagerailway.co.uk)



Except steps to  
buffet



Ramps to  
carriages.  
Wheelchair-  
friendly carriage  
available



Two steps to access  
café outside table  
available



Only at Norden  
Station



Only at Norden  
Station



Booking office,  
shop, buffet



Limited wheelchair  
access to all trains.  
Buffet and restaurant  
carriage not accessible.  
Ramp access to all stations.

## Swanage Golf Games - Kirkwood Park

Victoria Avenue,  
Swanage  
BH19 1AR  
Tel: 01929 426809  
[www.swanagegolfgames.com](http://www.swanagegolfgames.com)



## Tank Museum

Bovington  
BH20 6J0  
01929 405096  
[www.tankmuseum.org](http://www.tankmuseum.org)  
[info@tankmuseum.org](mailto:info@tankmuseum.org)



Armoured vehicle rides - not accessible. Arena only suitable for spectating



These are located at our main admissions desk



## Tyneham Village

Tyneham BH20 5QF  
BH20 6J0  
01929 404819  
[www.dorsetcouncil.gov.uk](http://www.dorsetcouncil.gov.uk)



Very basic facilities



Uneven terrain and woodland paths. Beach access difficult. Limited opening times, see website. No drinking water available. Limited mobile phone signal.

## Upton Country Park & Upton House

Poole Road, Upton,  
Poole, BH17 7BJ  
01202 262753  
[www.uptoncountypark.com](http://www.uptoncountypark.com)



Education centre and house.



Car park, tea rooms and house.



The park has a network of hard surfaced wheel chair friendly footpaths. Several kissing gates accessible with a RADAR key.

## Wareham Museum

East Street, Wareham.  
BH20 4NN  
01929 553448  
[www.wtm.org.uk](http://www.wtm.org.uk)  
[info@wtm.org.uk](mailto:info@wtm.org.uk)



2 steps



Audio visual displays



## Wareham Walls

Saxon walls, BH20 4PP  
[www.visit-dorset.com/  
 things-to-do/wareham-  
 walls-p814183](http://www.visit-dorset.com/things-to-do/wareham-walls-p814183)



Much of the area alongside the wall is level and includes interpretation boards



The walls themselves are high and steep earth mounds and so access on to the path along the top is restricted depending on ability.

**Libraries  
 and Internet  
 Facilities**

## Corfe Castle community library

67 East Street,  
Corfe Castle BH20 5EE  
01929 480760  
Email: corfecastlelibrary  
@gmail.com



The library is small  
so space is limited.  
Ramp/level access  
from entrance  
road side only, not  
car park entrance  
where there is one  
step.

## Lytchett Matravers library

8a High Street,  
Lytchett Matravers,  
Poole BH16 6BN  
01202 621281  
Email: lytchettmatravers  
library@dorsetcouncil.  
gov.uk



## Swanage library

High Street, Swanage  
BH19 2NU  
01929 423485  
Email: swanagelibrary  
@dorsetcouncil.gov.uk



Stair steps  
outlined, lift  
buttons with braille  
and voice.

## Wareham library

South Street, Wareham  
BH20 4LR  
01929 556146  
Email: warehamlibrary  
@dorsetcouncil.gov.uk



Books available  
in large print, on  
cassette and CD  
to borrow. Leaflets etc  
available on LP/braille  
on request.  
  
Talking lift with  
mirrored interior,  
clear guiding, highlighted  
steps ramp, automatic  
doors. Car parking on  
request, contact the  
library manager.  
Fully accessible paved  
courtyard garden with  
seating.

# Shopmobility Scheme and Mobility Hire

Shopmobility schemes lend manual and powered wheelchairs and powered scooters to members of the public with limited mobility, to allow them to shop and visit leisure facilities within the area.

There are also Shopmobility schemes in Boscombe, Bournemouth, Christchurch, Dorchester, Ferndown, Poole and Weymouth.

## **Purbeck Mobility Centre [www.purbeckmobility.com](http://www.purbeckmobility.com)**

Member of the National Federation of Shopmobility

The Purbeck Mobility Centre at St Johns Hill, Wareham has a large fleet of scooters and wheelchairs available for daily, weekly or monthly hire at reasonable rates.

Delivery and collection can be arranged. The Centre also stocks an extensive range of disability living aids. Tel: 01929 552623. Email: [shop@purbeckmobility.com](mailto:shop@purbeckmobility.com)

## **Swanage Mobility [www.swanagemobility.co.uk](http://www.swanagemobility.co.uk)**

A family run business supplying scooters, stairlifts, riser recliner chairs, walking aids and much more for all your mobility needs. Repairs and servicing, battery supplies, insurance and warranties. Rental scooters, wheelchairs and walkers available.

Call Swanage Mobility on 01929 421412 or visit the showroom at 10 Station Road, Swanage.

## **British Red Cross**

A range of equipment to hire to make life easier including wheelchairs, walking and toilet aids.

Swanage (by appointment) Tel: 01929 423517

Poole Tel: 01202 699453 open Monday-Friday 10am-12pm

## **Swanage Disabled Club**

Transport and outings for wheelchair users Tel: 01929 423729. Advance booking required. This is not a taxi service. Run by volunteer drivers for local community. Donations accepted.

## **Countryside Mobility [www.countrysidemobility.org](http://www.countrysidemobility.org)**

Countryside Mobility provides safe, enjoyable access to Purbeck's most scenic locations for anyone who has difficulty walking, through an off road mobility scooter hire scheme. Go to [www.countrysidemobility.org](http://www.countrysidemobility.org) to see how the scheme works and who is included such as Durlston, Holton Lee, Lulworth Cove and RSPB Arne.

# Local Contacts

## **Citizens Advice Bureau**

Wareham 01929 551257

Swanage 01929 427134

Upton 01202 632080

Bovington 01929 403185

## **Dorset Blind Association**

01202 712860

## **Purbeck Gateway Club**

**01929 551415** [www.yournetwork.mencap.org.uk/group/317](http://www.yournetwork.mencap.org.uk/group/317)

A social club for people with learning disabilities.

## **The Swanage Stroke Club – 01929 421944/07757 112484**

## **Wareham & Purbeck Multiple Sclerosis Society**

**01202 622146** [www.mssociety.org.uk/care-and-support/local-support/localgroups/wareham](http://www.mssociety.org.uk/care-and-support/local-support/localgroups/wareham)

## **Poole Hospital NHS Trust**

Accident & Emergency. Longfleet Road, Poole.

**01202 665511**

## **Swanage Hospital**

Queen's Road, Swanage BH19 2ES

**01929 422282** (one designated space) Accessible nurse led Minor Injuries Unit  
8am - 8pm 7 days a week

## **GP Surgeries Purbeck Area**

Corfe Castle	<b>01929 480441</b>
Lytchett Matravers	<b>01202 632764</b>
Sandford	<b>01929 554490</b>
Swanage	<b>01929 422231</b>
Upton	<b>01202 622339</b>
Wareham	<b>01929 553444</b>
Wool	<b>01929 462376</b>

## **Useful Website**

**[www.southwestcoastpath.com](http://www.southwestcoastpath.com)**

Some South West Coast Path walks are suitable for people with limited mobility, or with pushchairs or wheelchairs. Eighteen easy-access walks have been added covering all areas of the Coast Path and more will be added in future. A detailed map and description of each one with photographs illustrating the nature of the walk can be printed from the website  
Non Emergency Medical Advice 111

# Useful Information

Radar keys are available for purchase from Discover Purbeck Information Centre 01929 552740 and Swanage Information Centre 01929 766018

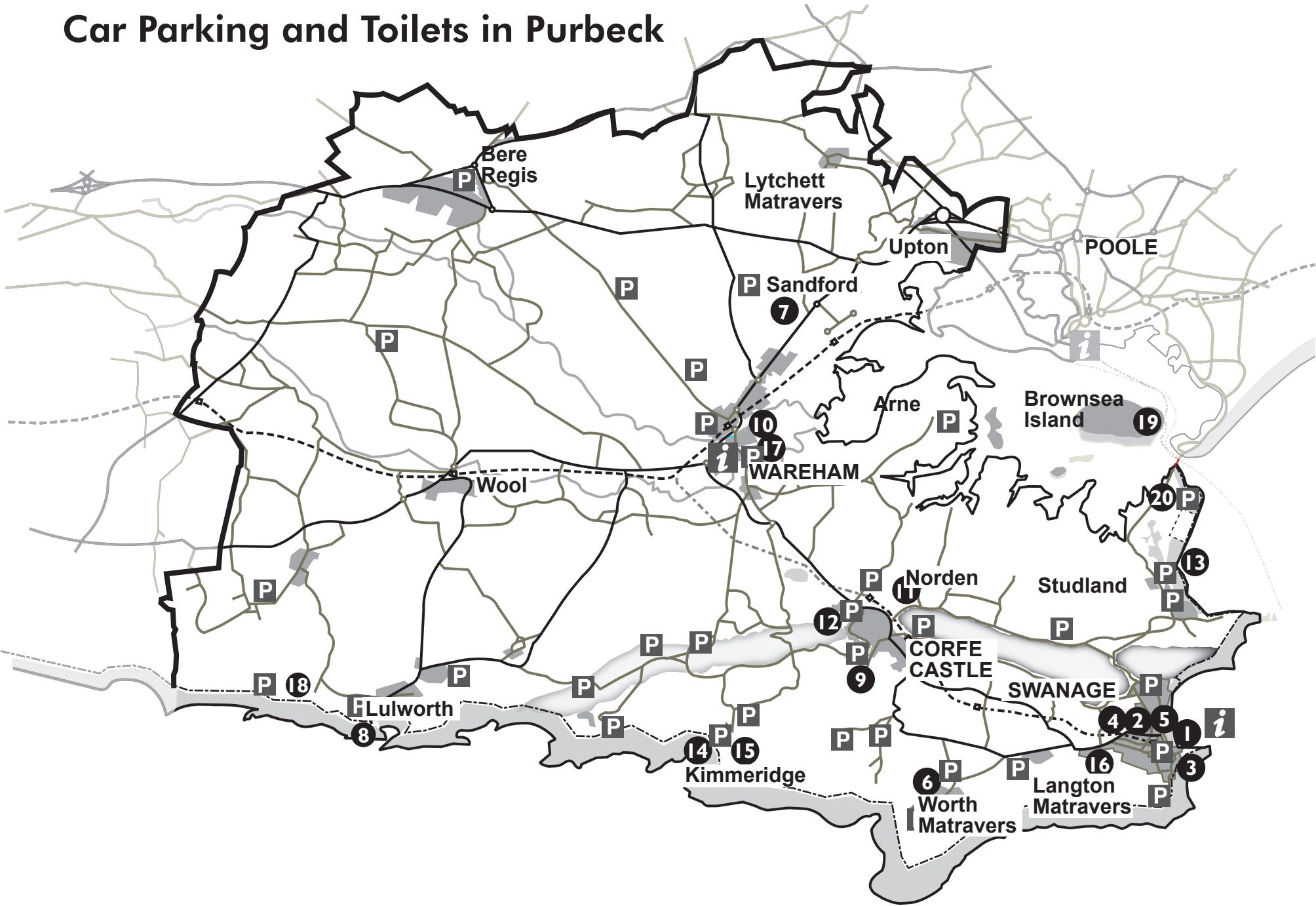
## Accessible Toilets:




The Map on the back pages shows the location of the following toilets. NB: many of these toilets are closed in the evenings.

- 1 Swanage Shore Road 
- 2 The Recreation Ground 
- 3 Swanage Museum & Heritage Centre (adjacent to)
- 4 Swanage Victoria Avenue 
- 5 Beach Gardens
- 6 Worth Matravers Car Park
- 7 Sandford Caravan Park Holiday Site 
- 8 Lulworth Cove Car Park
- 9 West Street Car Park, Corfe Castle 
- 10 Howards Lane, Wareham 
- 11 Norden Car Park 
- 12 Castle Ticket Office, Corfe Castle. (The entrance to the castle).
- 13 Knoll Car Park and Middle Beach 
- 14 Kimmeridge Fine Foundation Marine Centre
- 15 Kimmeridge Clavel Café - for Customers
- 16 Langton Matravers Car Park at Putlake
- 17 The Quay Wareham
- 18 Durdle Door – In main toilet block in the Durdle Door Holiday Park.
- 19 Brownsea – Visitor Centre and Quay
- 20 Shell Bay Car Park

Radar Key necessary 

## Car Parking and Toilets in Purbeck



 = Parking  
 = Accessible toilets  
 = Information Centres

# **Accessible Purbeck**

Published by Dorset Council.

Every endeavour has been made to ensure that the information contained in this guide is correct at the time of publication. The publisher cannot accept any responsibility for any errors, inaccuracies or omissions.

All information in this guide has been obtained from the establishments and companies featured, please note that no official audit has been undertaken by Dorset Council.

Copyright Dorset Council 2019.

A reproduction in part or whole is forbidden without the permission of the publisher.

Dorset Council would like to thank all those who have contributed towards this guide, in particular Swanage Town Council and Purbeck Mobility Centre, Wareham.

**Produced June 2010  
updated Spring 2019**





# PURBECK MOBILITY CENTRE

## FROM SCOOTERS TO SOCK PULLERS!

A range of products available including scooters, wheelchairs, rollators, walking sticks, care products and much more

**WE HIRE**  
wheelchairs, scooters and  
other mobility equipment  
on a daily and weekly basis  
**Delivery and  
collection available**

Servicing and battery testing



**WE ARE NOW  
OFFERING *FREE*  
GUIDED NATURE WALKS  
AND SCOOTER SAFARIS.**  
COME IN OR PHONE FOR DETAILS.

**OPEN TO  
EVERYONE**



**OPEN MONDAY TO FRIDAY  
AND SATURDAY UNTIL 1pm**

Come and meet us at  
St Johns Hill, Wareham, Dorset, BH20 4NB

[www.purbeckmobility.com](http://www.purbeckmobility.com) | [shop@purbeckmobility.com](mailto:shop@purbeckmobility.com) | 01929 552623

