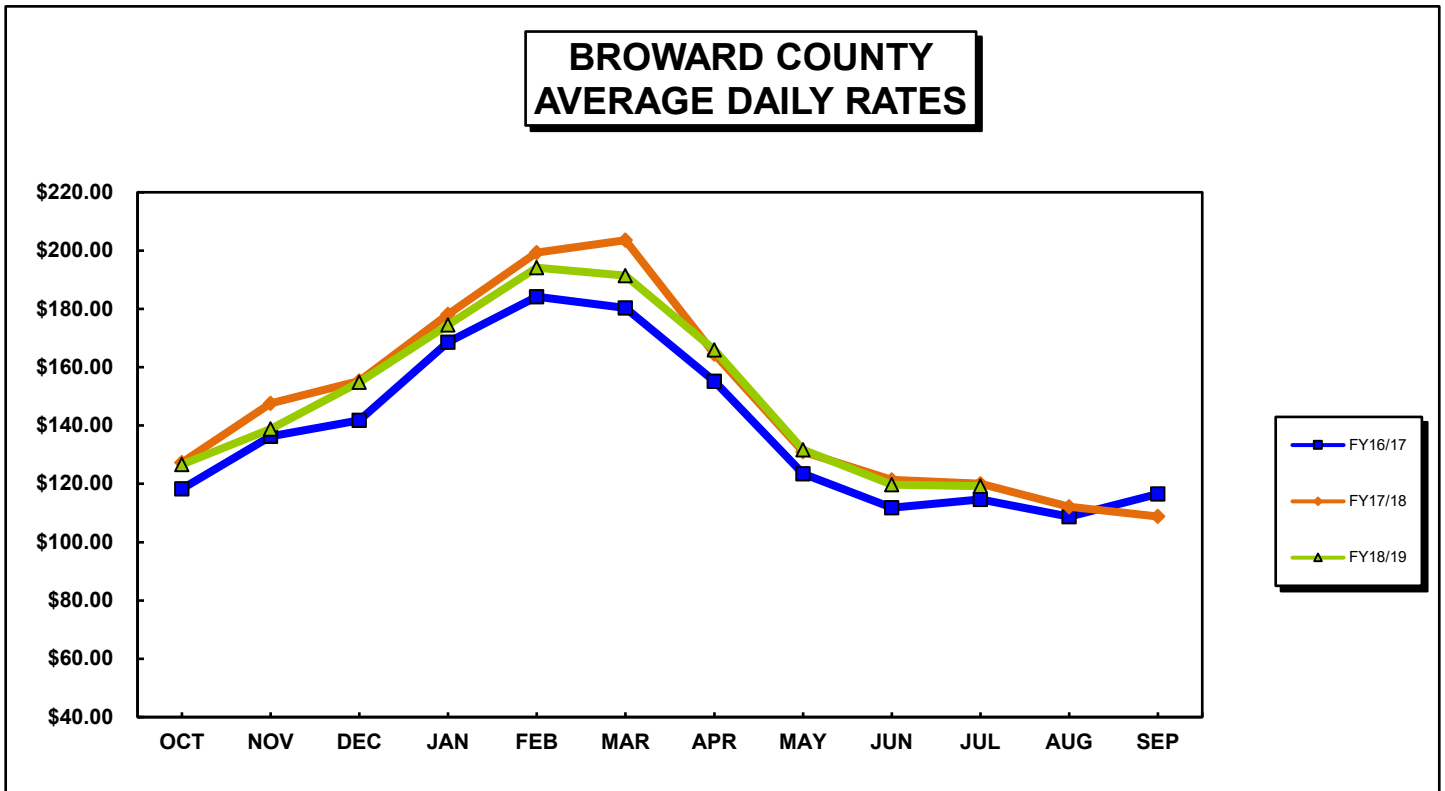


GREATER FORT LAUDERDALE AVERAGE DAILY RATES

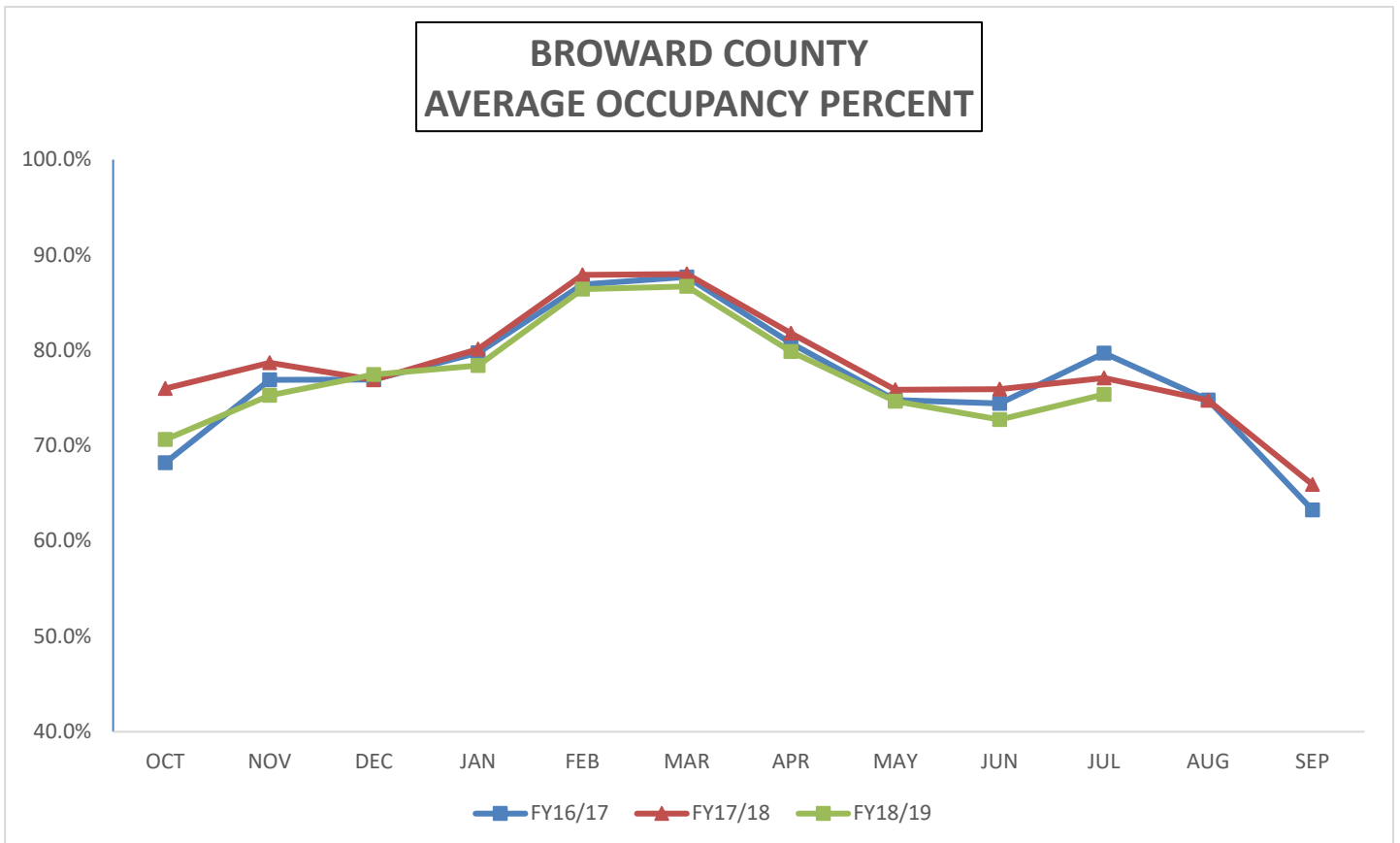
| | FY16/17 | FY17/18 | FY18/19 |
|-----------------------|-----------------|-----------------|----------|
| OCT | \$118.29 | \$127.34 | \$126.62 |
| NOV | \$136.33 | \$147.58 | \$138.81 |
| DEC | \$141.80 | \$155.30 | \$154.82 |
| JAN | \$168.59 | \$178.12 | \$174.54 |
| FEB | \$184.18 | \$199.32 | \$194.14 |
| MAR | \$180.31 | \$203.56 | \$191.46 |
| APR | \$155.20 | \$164.55 | \$165.98 |
| MAY | \$123.43 | \$130.99 | \$131.71 |
| JUN | \$111.80 | \$121.33 | \$119.73 |
| JUL | \$114.72 | \$120.04 | \$119.21 |
| AUG | \$108.74 | \$112.09 | |
| SEP | \$116.50 | \$108.80 | |
| ANNUAL AVERAGE | \$138.32 | \$147.42 | |



SOURCE:

GREATER FORT LAUDERDALE AVERAGE OCCUPANCY PERCENT

| | FY16/17 | FY17/18 | FY18/19 |
|-----------------------|---------|---------|---------|
| OCT | 68.2% | 76.0% | 70.6% |
| NOV | 76.9% | 78.7% | 75.3% |
| DEC | 76.9% | 76.9% | 77.5% |
| JAN | 79.8% | 80.1% | 78.4% |
| FEB | 86.9% | 87.9% | 86.4% |
| MAR | 87.7% | 88.0% | 86.7% |
| APR | 80.8% | 81.8% | 79.9% |
| MAY | 74.8% | 75.9% | 74.7% |
| JUN | 74.4% | 75.9% | 72.8% |
| JUL | 79.7% | 77.1% | 75.4% |
| AUG | 74.8% | 74.8% | |
| SEP | 63.3% | 65.9% | |
| ANNUAL AVERAGE | 77.0% | 78.2% | |



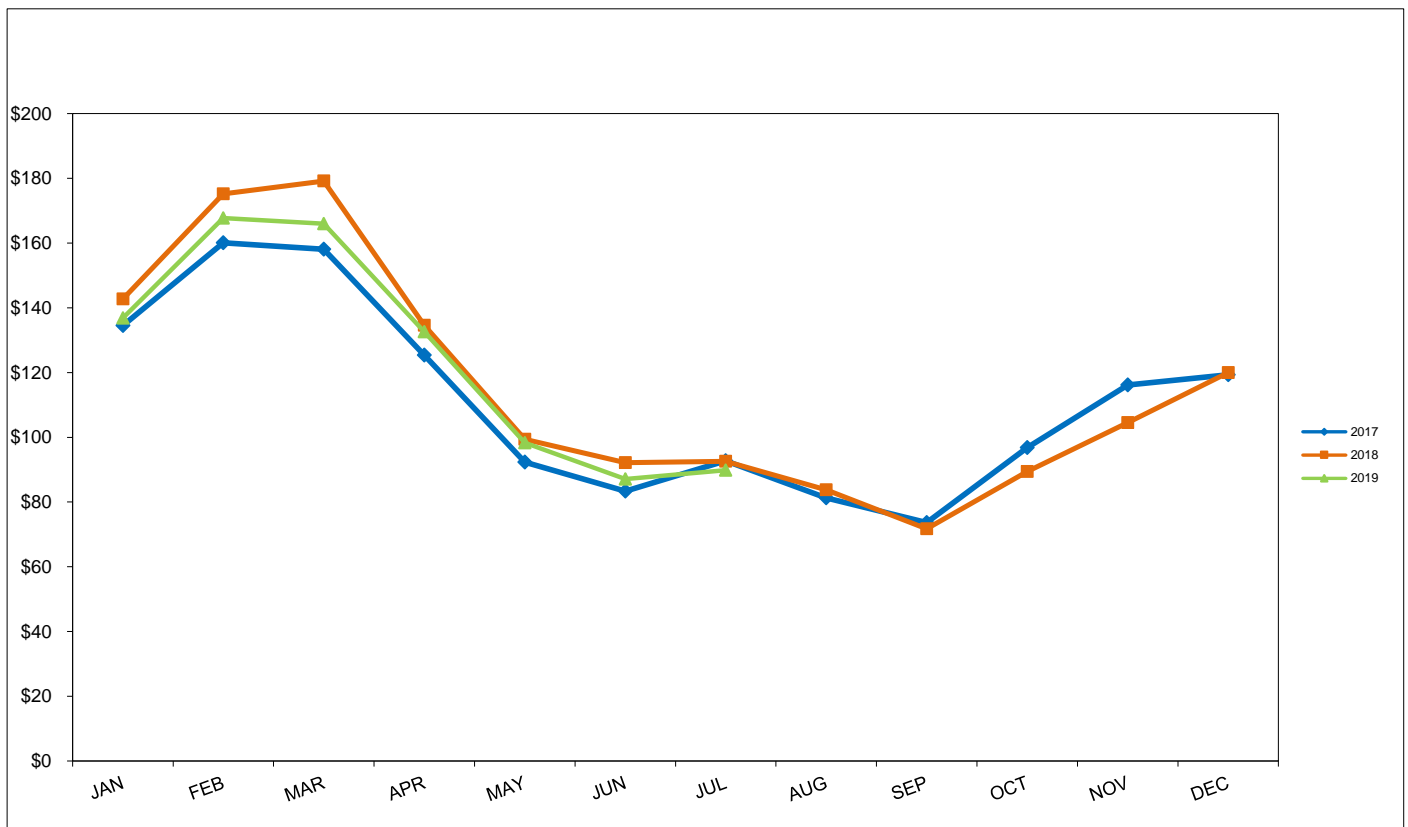
SOURCE:

Smith Travel Research: Lodging Market Trend Report, GFLCVB (1997 - Present) Annual Average Weighted

GREATER FORT LAUDERDALE CONVENTION & VISITORS BUREAU

RevPAR ANALYSIS

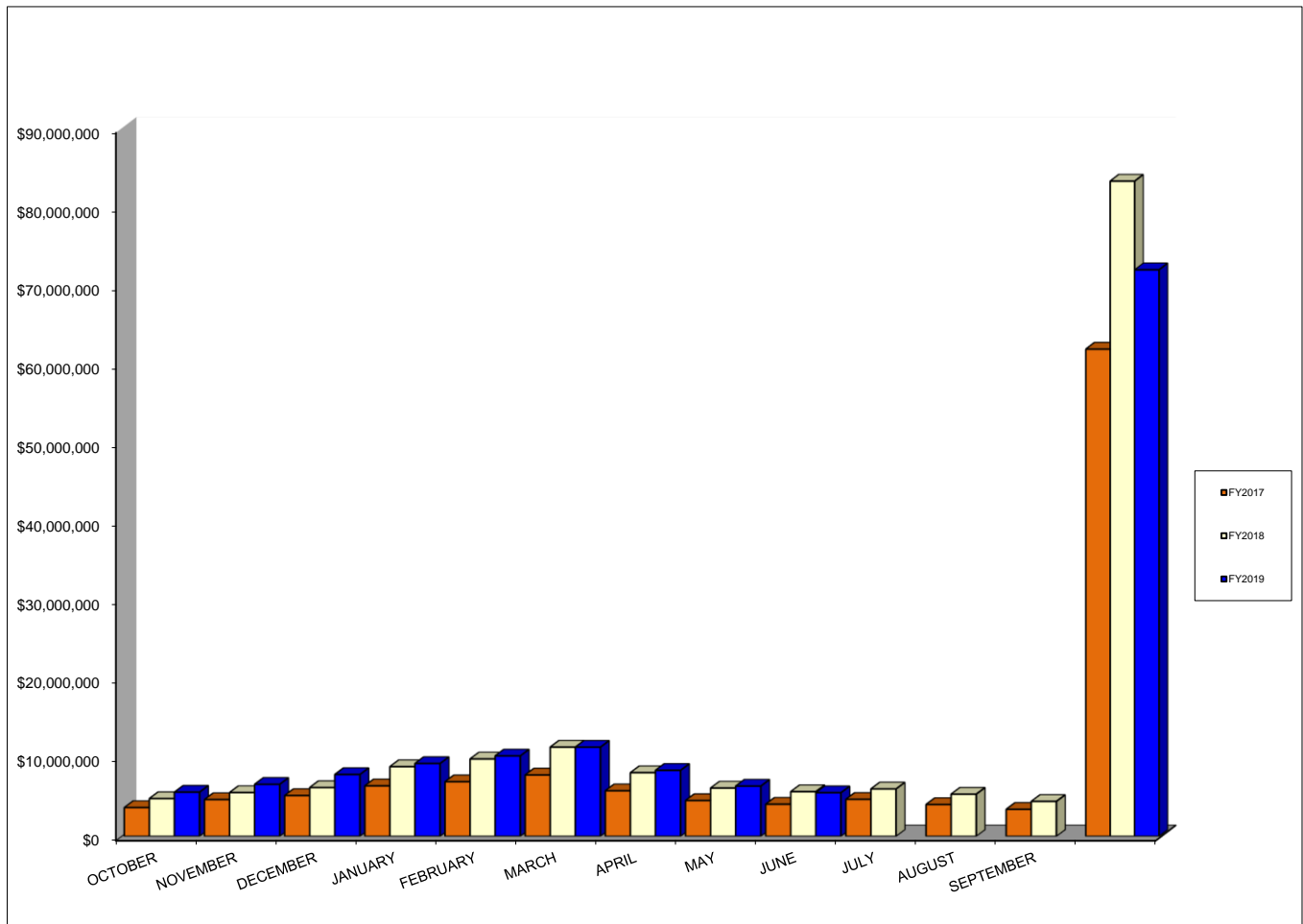
| | 2017 | 2018 | 2019 |
|-----|----------|----------|----------|
| JAN | \$134.47 | \$142.70 | \$136.84 |
| FEB | \$160.08 | \$175.20 | \$167.72 |
| MAR | \$158.09 | \$179.15 | \$166.00 |
| APR | \$125.34 | \$134.57 | \$132.59 |
| MAY | \$92.36 | \$99.38 | \$98.32 |
| JUN | \$83.34 | \$92.13 | \$87.10 |
| JUL | \$92.76 | \$92.54 | \$89.87 |
| AUG | \$81.32 | \$83.80 | |
| SEP | \$73.65 | \$71.73 | |
| OCT | \$96.78 | \$89.45 | |
| NOV | \$116.15 | \$104.49 | |
| DEC | \$119.35 | \$119.94 | |



Source: Smith Travel Research, Greater Fort Lauderdale Convention & Visitors Bureau.

GREATER FORT LAUDERDALE CONVENTION & VISITORS BUREAU TOTAL REVENUE COLLECTION ANALYSIS (6%)

| | FY2017 FISCAL YEAR COLLECTIONS | FY2018 FISCAL YEAR COLLECTIONS | FY2019 FISCAL YEAR COLLECTIONS | 2017 VS 2018 | | 2018 VS 2019 | |
|---------------|--------------------------------------|--------------------------------------|--------------------------------------|------------------------|-------------------|------------------------|-------------------|
| | | | | INCREASE (DECREASE) | PERCENT CHANGE | INCREASE (DECREASE) | PERCENT CHANGE |
| OCTOBER | \$3,694,577.05 | \$4,852,690.47 | \$5,683,228.33 | \$1,158,113.42 | 31.35% | \$830,537.86 | 17.11% |
| NOVEMBER | \$4,724,410.17 | \$5,627,865.79 | \$6,688,948.94 | \$903,455.62 | 19.12% | \$1,061,083.15 | 18.85% |
| DECEMBER | \$5,246,719.86 | \$6,273,779.10 | \$7,947,148.63 | \$1,027,059.24 | 19.58% | \$1,673,369.53 | 26.67% |
| JANUARY | \$6,493,397.84 | \$8,961,919.71 | \$9,364,250.75 | \$2,468,521.87 | 38.02% | \$402,331.04 | 4.49% |
| FEBRUARY | \$7,018,884.14 | \$9,949,163.93 | \$10,338,782.87 | \$2,930,279.79 | 41.75% | \$389,618.94 | 3.92% |
| MARCH | \$7,893,520.62 | \$11,474,604.50 | \$11,467,956.38 | \$3,581,083.88 | 45.37% | (\$6,648.12) | -0.06% |
| APRIL | \$5,859,692.99 | \$8,186,075.08 | \$8,487,030.06 | \$2,326,382.09 | 39.70% | \$300,954.98 | 3.68% |
| MAY | \$4,601,099.93 | \$6,203,360.32 | \$6,457,974.49 | \$1,602,260.39 | 34.82% | \$254,614.17 | 4.10% |
| JUNE | \$4,130,109.60 | \$5,748,022.23 | \$5,608,218.40 | \$1,617,912.63 | 39.17% | (\$139,803.83) | -2.43% |
| JULY | \$4,756,496.56 | \$6,097,140.29 | | \$1,340,643.73 | 28.19% | | |
| AUGUST | \$4,090,849.34 | \$5,422,260.43 | | \$1,331,411.09 | 32.55% | | |
| SEPTEMBER | \$3,472,775.92 | \$4,491,910.46 | | \$1,019,134.54 | 29.35% | | |
| TOTAL: | \$61,982,534.02 | \$83,288,792.31 | \$72,043,538.85 | \$21,306,258.29 | 34.37% | | |



Tourist Bed Tax = 6% total (4% allocated to tourism and represented on this chart, 2% goes to the Broward County Arena)
Effective January 1, 2018 the tax rate for the GFLCVB portion increased from 3% to 4%; the total tax increased from 5% to 6%.



Finance and Administrative Services Department

RECORDS, TAXES AND TREASURY DIVISION • Tourist Development Tax Section

115 S. Andrews Avenue, Room A-110 • Fort Lauderdale, Florida 33301 • 954-357-8455 • FAX 954-357-6524

August 8, 2019

MEMORANDUM

To: Stacy Ritter, President

From: Randall Luechauer, Manager
Tourist Development Tax Section

Re: Monthly GFLCVB Revenue Reports

I have attached revenue reports for the Tourist Development Council as they relate to our customers' June 2019 reporting period for the GFLCVB share of this tax.

Pursuant to Florida Statute 213.0535, Registration Information Sharing and Exchange Program, as amended in furtherance of HB 5601, Tourist Development Tax Collections from certain cities have been combined in the Monthly Revenue Reports.

If you have any questions, please don't hesitate to contact me.

Attachments

cc: George Tablack, CPA, Chief Financial Officer
Thomas Kennedy, Director, RTT
Anthony Cordo, GFLCVB
Barbara DeMott, GFLCVB
Candace Hartsell, GFLCVB

**BROWARD COUNTY
FINANCE & ADMINISTRATIVE SERVICES DEPARTMENT
RECORDS, TAXES AND TREASURY DIVISION
TOURIST DEVELOPMENT TAX SECTION
MANAGER: RANDALL LUECHAUER**

**MONTHLY REPORT
FOR OUR CUSTOMERS' JUNE 2019 REPORTING PERIOD
WITH COLLECTIONS BY THE COUNTY AS OF JULY 31, 2019**

The Tourist Development Tax (TDT) Section activities in this report consisted of but were not limited to the following:

GFLCVB Collections

1. The GFLCVB portion of the June 2019 revenue collected by our customers totaled \$3,738,998.25, a decrease of 2.4% (\$93,222.09) when compared to collections for the same month last year. The GFLCVB portion of FY 2019 revenue collected through July 31, 2019, totaled \$48,032,924.12 an increase of 9.8% (\$4,293,094.44) when compared to collections for the same period last year. Effective January 1, 2018, the GFLCVB portion of the Tourist Development Tax increased from 3% to 4% and the total Tourist Development Tax increased from 5% to 6%. The tax increase is reflected in Collection Periods beginning February 2018.
2. The top ten hotel June 2019 revenues decreased an average of 0.7% when compared with the same month last year and represented 20.4% of the total revenues collected during the month.
3. Twenty-nine new accounts (34 units) were added in June 2019. To date in FY 2019, a total of 360 new accounts (1,197 units) were added.
4. The collection expense for June 2019 was \$54,990.96. The GFLCVB's portion was \$36,660.66 which represents 1.0% of the GFLCVB's monthly reporting period revenues. To date in FY 2019, GFLCVB expenses total \$208,863.08 which represents 0.4% of the GFLCVB reporting period revenue collected through July 31, 2019.

**Administration, Enforcement & Auditing
(July 2019 Activities)**

1. Our staff processed 186 phone calls (reception area only), 327 pieces of incoming mail and processed 1,837 returns. We assisted 18 walk-in customers. We issued 12 over/under notices.
2. Auditors completed 3 audits. To date in FY 2019, auditors have completed 21 audits.
3. No liens were filed; however, 2 liens were released. To date in FY 2019, 1 lien has been filed and 11 liens have been released.

BROWARD COUNTY
 FINANCE AND ADMINISTRATIVE SERVICES DEPARTMENT
 RECORDS, TAXES AND TREASURY DIVISION
 TOURIST DEVELOPMENT TAX SECTION
 REPORTING PERIOD

JUNE 2019 CUSTOMER REPORTING PERIOD
 GFLCVB PORTION COLLECTED AS OF JULY 31, 2019

| | TAX PAYMENTS | PENALTIES | INTEREST | TOTAL RPT. PERIOD | TOTAL FISCAL YEAR TO DATE |
|-------------------------------------|----------------|-----------|----------|----------------------|------------------------------|
| AMOUNT COLLECTED IN JUNE 2019 (4%) | \$3,738,445.87 | \$549.56 | \$2.82 | \$3,738,998.25 | \$48,032,924.12 |
| AMOUNT COLLECTED IN JUNE 2018 (4%) | \$3,831,404.63 | \$757.60 | \$58.11 | 3,832,220.34 | 43,739,829.68 |
| INCREASE/(DECREASE) IN COLLECTIONS | (\$92,958.76) | | | (\$93,222.09) | \$4,293,094.44 |
| PERCENTAGE OF CHANGE | -2.4% | | | -2.4% | 9.8% |
| TRANSACTIONS | 1,993 | | | | 14,872 |
| NEW ACCOUNTS | 29 | | | | 360 |
| ADDITIONAL UNITS | 34 | | | | 1,197 |
| OPERATING EXPENSES - GFLCVB PORTION | \$36,660.66 | | | | \$208,863.08 |
| OPERATING EXPENSE % OF COLLECTION | 1.0% | | | | 0.4% |

LOCALLY ADMINISTERED TOURIST/CONVENTION DEVELOPMENT TAX REPORT

County: BROWARD

Reporting Period (Month) JUNE 2019

Prepared By: Karen Dai (954) 357-6173

| TAX COLLECTION AS OF 7/31/19 | |
|--|------------------|
| 1. Gross Rental Receipts | \$101,379,885.48 |
| 2. Exempt Rental Receipts | (7,698,577.70) |
| 3. Taxable Rental Receipts | \$93,681,307.78 |
| 4. Total Tax Collected | \$5,620,167.90 |
| 5. Adjustments | 0.00 |
| 6. Total Tax Due | \$5,620,167.90 |
| 7. Less Collection Allowance | (12,501.88) |
| 8. Plus Penalty | 549.56 |
| 9. Plus Interest | 2.82 |
| 10. TOTAL AMOUNT REMITTED | \$5,608,218.40 |
| 11. Current Tax Rate: | |
| a. Tourist Tax | 6% |
| b. Convention Tax | -0- |
| TAX DISTRIBUTION DATA | |
| 12. Distribution to the Tourist Development Council | \$3,702,337.59 |
| 13. Distributions to Other Governments | 1,850,889.85 |
| 14. Tax Collector Commission | 54,990.96 |
| 15. Total Collection Distributed for Month | \$5,608,218.40 |

List Names: N/A

Mail Report To:

Florida Department of Revenue
Office of Tax Research
2450 Shumard Oak Boulevard
Building 1 Workstation 2265
Tallahassee, Florida 32399-0100

BROWARD COUNTY
 FINANCE AND ADMINISTRATIVE SERVICES DEPARTMENT
 RECORDS, TAXES AND TREASURY DIVISION
 TOURIST DEVELOPMENT TAX SECTION
 TOTAL REVENUE BY CITIES FY 2019
 REPORTING PERIOD: JUNE 2019
 AS OF JULY 31, 2019

| CITY | JUNE 2019 REVENUE | PERCENT OF TOTAL | FY TOTAL TO DATE | PERCENT OF FY TOTAL |
|-----------------------------|----------------------|---------------------|---------------------|------------------------|
| MUNICIPAL SERVICES DISTRICT | * | | * | |
| LAUDERDALE BY THE SEA | \$106,356.16 | 1.9% | \$1,553,546.74 | 2.2% |
| FORT LAUDERDALE | 2,544,514.14 | 45.4% | 33,498,004.47 | 46.5% |
| DANIA BEACH | 407,877.61 | 7.3% | 5,151,465.43 | 7.2% |
| HOLLYWOOD | * | | * | |
| PEMBROKE PARK | * | | * | |
| WILTON MANORS | 40,839.29 | 0.7% | 462,261.73 | 0.6% |
| COOPER CITY | * | | * | |
| DEERFIELD BEACH | 233,797.56 | 4.2% | 3,022,927.10 | 4.2% |
| MARGATE | * | | * | |
| HILLSBORO BEACH | * | | * | |
| LIGHTHOUSE POINT | 6,801.07 | 0.1% | 70,410.78 | 0.1% |
| POMPANO BEACH | 274,691.44 | 4.9% | 3,394,902.32 | 4.7% |
| SEA RANCH LAKES | * | | * | |
| OAKLAND PARK | * | | * | |
| LAZY LAKES | * | | * | |
| LAUDERHILL | * | | * | |
| LAUDERDALE LAKES | * | | * | |
| CITY OF SUNRISE | * | | * | |
| PLANTATION | 233,469.62 | 4.2% | 3,024,241.98 | 4.2% |
| DAVIE | * | | * | |
| HALLANDALE BEACH | * | | * | |
| PEMBROKE PINES | * | | * | |
| MIRAMAR | 106,004.70 | 1.9% | 1,204,682.97 | 1.7% |
| CORAL SPRINGS | * | | * | |
| NORTH LAUDERDALE | * | | * | |
| PARKLAND | * | | * | |
| TAMARAC | 59,780.95 | 1.1% | 700,005.53 | 1.0% |
| COCONUT CREEK | * | | * | |
| WESTON | 121,516.77 | 2.2% | 1,565,730.43 | 2.2% |
| SOUTHWEST RANCHES | * | | * | |
| WEST PARK | * | | * | |
| UNASSIGNED | * | | * | |
| * COMBINED CITIES REVENUE | \$1,472,569.09 | 26.3% | \$18,395,359.37 | 25.5% |
| TOTAL REVENUE | \$5,608,218.40 | 100.0% | \$72,043,538.85 | 100.0% |

Note: Pursuant to F.S. 213.0535, as amended in furtherance of HB 5601, statistics may not be published if they contain certain data which could be used to calculate the gross receipts or income of any individual taxpayer. Accordingly, revenue from certain cities have been combined.

BROWARD COUNTY
 FINANCE AND ADMINISTRATIVE SERVICES DEPARTMENT
 RECORDS, TAXES AND TREASURY DIVISION
 TOURIST DEVELOPMENT TAX SECTION
 TOTAL REVENUE COLLECTED
 REPORTING PERIOD

| REPORTING PERIOD | FY 2018 2017-2018 | FY 2019 2018-2019 | Variance | % OF CHANGE |
|-------------------------|------------------------|------------------------|-----------------------|----------------|
| OCTOBER | \$4,852,690.47 | \$5,683,228.33 | \$830,537.86 | 17.1% |
| NOVEMBER | 5,627,865.79 | 6,688,948.94 | 1,061,083.15 | 18.9% |
| DECEMBER | 6,273,779.10 | 7,947,148.63 | 1,673,369.53 | 26.7% |
| JANUARY | 8,961,919.71 | 9,364,250.75 | 402,331.04 | 4.5% |
| FEBRUARY | 9,949,163.93 | 10,338,782.87 | 389,618.94 | 3.9% |
| MARCH | 11,474,604.50 | 11,467,956.38 | (6,648.12) | -0.1% |
| APRIL | 8,186,075.08 | 8,487,030.06 | 300,954.98 | 3.7% |
| MAY | 6,203,360.32 | 6,457,974.49 | 254,614.17 | 4.1% |
| JUNE | 5,748,022.23 | 5,608,218.40 | (139,803.83) | -2.4% |
| FY TO DATE TOTAL | \$67,277,481.13 | \$72,043,538.85 | \$4,766,057.72 | 7.1% |
| JULY | 6,097,140.29 | | | |
| AUGUST | 5,422,260.43 | | | |
| SEPTEMBER | 4,491,910.46 | | | |
| FY TOTAL | \$83,288,792.31 | | | |
| | | | | |
| | | | | |
| | | | | |
| | | | | |
| | | | | |

Note:

1. These revenues represent amounts reported to the State. Revenues reported to the State have a collection cut-off date of the end of each month following the Reporting Period month.
2. Effective January 1, 2018 the tax rate for the GFLCVB portion increased from 3% to 4% and the total tax increased from 5% to 6%.

BROWARD COUNTY
 FINANCE AND ADMINISTRATIVE SERVICES DEPARTMENT
 RECORDS, TAXES AND TREASURY DIVISION
 TOURIST DEVELOPMENT TAX SECTION
 CVB 4% REVENUE BY CITIES FY 2019
 REPORTING PERIOD: JUNE 2019
 AS OF JULY 31, 2019

| CITY | JUNE 2019 | PERCENT OF TOTAL |
|-----------------------------|----------------|------------------|
| MUNICIPAL SERVICES DISTRICT | * | |
| LAUDERDALE BY THE SEA | \$70,920.78 | 1.9% |
| FORT LAUDERDALE | 1,696,444.53 | 45.4% |
| DANIA BEACH | 271,918.53 | 7.3% |
| HOLLYWOOD | * | |
| PEMBROKE PARK | * | |
| WILTON MANORS | 27,242.86 | 0.7% |
| COOPER CITY | * | |
| DEERFIELD BEACH | 155,881.76 | 4.2% |
| MARGATE | * | |
| HILLSBORO BEACH | * | |
| LIGHTHOUSE POINT | 4,534.05 | 0.1% |
| POMPANO BEACH | 183,144.40 | 4.9% |
| SEA RANCH LAKES | * | |
| OAKLAND PARK | * | |
| LAZY LAKES | * | |
| LAUDERHILL | * | |
| LAUDERDALE LAKES | * | |
| CITY OF SUNRISE | * | |
| PLANTATION | 155,646.48 | 4.2% |
| DAVIE | * | |
| HALLANDALE BEACH | * | |
| PEMBROKE PINES | * | |
| MIRAMAR | 70,669.85 | 1.9% |
| CORAL SPRINGS | * | |
| NORTH LAUDERDALE | * | |
| PARKLAND | * | |
| TAMARAC | 39,853.98 | 1.1% |
| COCONUT CREEK | * | |
| WESTON | 81,011.22 | 2.2% |
| SOUTHWEST RANCHES | * | |
| WEST PARK | * | |
| UNASSIGNED | * | |
| | | |
| * COMBINED CITIES REVENUE | 981,729.81 | 26.3% |
| | | |
| TOTAL REVENUE | \$3,738,998.25 | 100.0% |

Note: Pursuant to F.S. 213.0535, as amended in furtherance of HB 5601, statistics may not be published if they contain certain data which could be used to calculate the gross receipts or income of any individual taxpayer. Accordingly, revenue from certain cities have been combined.

BROWARD COUNTY
 FINANCE AND ADMINISTRATIVE SERVICES DEPARTMENT
 RECORDS, TAXES AND TREASURY DIVISION
 TOURIST DEVELOPMENT TAX SECTION
 REPORTING PERIOD - 3% / 4% REVENUE

| REPORTING PERIOD | FY 2018 2017-2018 | FY 2019 2018-2019 | Variance | % OF CHANGE |
|-------------------------|------------------------|------------------------|-----------------------|----------------|
| OCTOBER | \$2,911,790.14 | \$3,789,463.01 | \$877,672.87 | 30.1% |
| NOVEMBER | 3,377,441.16 | 4,459,444.15 | 1,082,002.99 | 32.0% |
| DECEMBER | 3,765,444.04 | 5,299,854.50 | 1,534,410.46 | 40.7% |
| JANUARY | 5,974,746.04 | 6,243,085.39 | 268,339.35 | 4.5% |
| FEBRUARY | 6,632,947.97 | 6,892,697.69 | 259,749.72 | 3.9% |
| MARCH | 7,650,079.09 | 7,645,605.73 | (4,473.36) | -0.1% |
| APRIL | 5,457,571.67 | 5,658,347.83 | 200,776.16 | 3.7% |
| MAY | 4,137,589.23 | 4,305,427.57 | 167,838.34 | 4.1% |
| JUNE | 3,832,220.34 | 3,738,998.25 | (93,222.09) | -2.4% |
| FY TO DATE TOTAL | \$43,739,829.68 | \$48,032,924.12 | \$4,293,094.44 | 9.8% |
| JULY | 4,065,179.38 | | | |
| AUGUST | 3,615,381.73 | | | |
| SEPTEMBER | 2,995,342.58 | | | |
| FY TOTAL | \$54,415,733.37 | | | |
| | | | | |
| | | | | |
| | | | | |
| | | | | |
| | | | | |
| | | | | |
| | | | | |

Note:

1. These revenues represent amounts reported to the State. Revenues reported to the State have a collection cut-off date of the end of each month following the Reporting Period month.
2. Effective January 1, 2018 the tax rate for the GFLCVB portion increased from 3% to 4% and the total tax increased from 5% to 6%.



Finance and Administrative Services Department

RECORDS, TAXES AND TREASURY DIVISION • Tourist Development Tax Section

115 S. Andrews Avenue, Room A-110 • Fort Lauderdale, Florida 33301 • 954-357-8455 • FAX 954-357-6524

July 11, 2019

MEMORANDUM

To: Stacy Ritter, President

From: Randall Luechauer, Manager
Tourist Development Tax Section

Re: Monthly GFLCVB Revenue Reports

I have attached revenue reports for the Tourist Development Council as they relate to our customers' May 2019 reporting period for the GFLCVB share of this tax.

Pursuant to Florida Statute 213.0535, Registration Information Sharing and Exchange Program, as amended in furtherance of HB 5601, Tourist Development Tax Collections from certain cities have been combined in the Monthly Revenue Reports.

If you have any questions, please don't hesitate to contact me.

Attachments

cc: George Tablack, CPA, Chief Financial Officer
Thomas Kennedy, Director, RTT
Anthony Cordo, GFLCVB
Barbara DeMott, GFLCVB
Candace Hartsell, GFLCVB

BROWARD COUNTY
FINANCE & ADMINISTRATIVE SERVICES DEPARTMENT
RECORDS, TAXES AND TREASURY DIVISION
TOURIST DEVELOPMENT TAX SECTION
MANAGER: RANDALL LUECHAUER

MONTHLY REPORT
FOR OUR CUSTOMERS' MAY 2019 REPORTING PERIOD
WITH COLLECTIONS BY THE COUNTY AS OF JUNE 30, 2019

The Tourist Development Tax (TDT) Section activities in this report consisted of but were not limited to the following:

GFLCVB Collections

1. The GFLCVB portion of the May 2019 revenue collected by our customers totaled \$4,305,427.57, an increase of 4.1% (\$167,838.34) when compared to collections for the same month last year. The GFLCVB portion of FY 2019 revenue collected through June 30, 2019, totaled \$44,293,925.87 an increase of 11% (\$4,386,316.53) when compared to collections for the same period last year. Effective January 1, 2018, the GFLCVB portion of the Tourist Development Tax increased from 3% to 4% and the total Tourist Development Tax increased from 5% to 6%. The tax increase is reflected in Collection Periods beginning February 2018.
2. The top ten hotel May 2019 revenues increased an average of 5.8% when compared with the same month last year and represented 22.1% of the total revenues collected during the month.
3. Twenty-six new accounts (141 units) were added in May 2019. To date in FY 2019, a total of 331 new accounts (1,163 units) were added.
4. The collection expense for May 2019 was \$33,089.33. The GFLCVB's portion was \$22,059.56 which represents 0.5% of the GFLCVB's monthly reporting period revenues. To date in FY 2019, GFLCVB expenses total \$172,202.42 which represents 0.4% of the GFLCVB reporting period revenue collected through June 30, 2019.

Administration, Enforcement & Auditing
(June 2019 Activities)

1. Our staff processed 195 phone calls (reception area only), 280 pieces of incoming mail and processed 1,711 returns. We assisted 18 walk-in customers. We issued 17 over/under notices.
2. Auditors completed 3 audits. To date in FY 2019, auditors have completed 18 audits.
3. No liens were filed; however, 2 liens were released. To date in FY 2019, 1 lien has been filed and 9 liens have been released.

BROWARD COUNTY
 FINANCE AND ADMINISTRATIVE SERVICES DEPARTMENT
 RECORDS, TAXES AND TREASURY DIVISION
 TOURIST DEVELOPMENT TAX SECTION
 REPORTING PERIOD

MAY 2019 CUSTOMER REPORTING PERIOD
 GFLCVB PORTION COLLECTED AS OF JUNE 30, 2019

| | TAX PAYMENTS | PENALTIES | INTEREST | TOTAL RPT. PERIOD | TOTAL FISCAL YEAR TO DATE |
|-------------------------------------|----------------|------------|----------|-------------------|---------------------------|
| AMOUNT COLLECTED IN MAY 2019 (4%) | \$4,305,100.36 | \$325.22 | \$1.99 | 4,305,427.57 | \$44,293,925.87 |
| AMOUNT COLLECTED IN MAY 2018 (4%) | \$4,131,548.41 | \$5,984.89 | \$55.93 | 4,137,589.23 | 39,907,609.34 |
| INCREASE/(DECREASE) IN COLLECTIONS | \$173,551.95 | | | \$167,838.34 | \$4,386,316.53 |
| PERCENTAGE OF CHANGE | 4.2% | | | 4.1% | 11.0% |
| TRANSACTIONS | 1,480 | | | | 12,879 |
| NEW ACCOUNTS | 26 | | | | 331 |
| ADDITIONAL UNITS | 141 | | | | 1,163 |
| OPERATING EXPENSES - GFLCVB PORTION | \$22,059.56 | | | | \$172,202.42 |
| OPERATING EXPENSE % OF COLLECTION | 0.5% | | | | 0.4% |

LOCALLY ADMINISTERED TOURIST/CONVENTION DEVELOPMENT TAX REPORT

County: BROWARD

Reporting Period (Month) MAY 2019

Prepared By: Andrea McNamee (954) 357-6172

| TAX COLLECTION AS OF 6/30/19 | |
|--|------------------|
| 1. Gross Rental Receipts | \$115,005,011.07 |
| 2. Exempt Rental Receipts | (7,167,402.69) |
| 3. Taxable Rental Receipts | \$107,837,608.38 |
| 4. Total Tax Collected | \$6,469,963.21 |
| 5. Adjustments | 0.00 |
| 6. Total Tax Due | \$6,469,963.21 |
| 7. Less Collection Allowance | (12,315.93) |
| 8. Plus Penalty | 325.22 |
| 9. Plus Interest | 1.99 |
| 10. TOTAL AMOUNT REMITTED | \$6,457,974.49 |
| 11. Current Tax Rate: | |
| a. Tourist Tax | 6% |
| b. Convention Tax | -0- |
| TAX DISTRIBUTION DATA | |
| 12. Distribution to the Tourist Development Council | \$4,283,368.01 |
| 13. Distributions to Other Governments | 2,141,517.15 |
| 14. Tax Collector Commission | 33,089.33 |
| 15. Total Collection Distributed for Month | \$6,457,974.49 |

List Names: N/A

Mail Report To:

Florida Department of Revenue
Office of Tax Research
2450 Shumard Oak Boulevard
Building 1 Workstation 2265
Tallahassee, Florida 32399-0100

BROWARD COUNTY
 FINANCE AND ADMINISTRATIVE SERVICES DEPARTMENT
 RECORDS, TAXES AND TREASURY DIVISION
 TOURIST DEVELOPMENT TAX SECTION
 TOTAL REVENUE BY CITIES FY 2019
 REPORTING PERIOD: MAY 2019
 AS OF JUNE 30, 2019

| CITY | MAY 2019 REVENUE | PERCENT OF TOTAL | FY TOTAL TO DATE | PERCENT OF FY TOTAL |
|-----------------------------|---------------------|---------------------|---------------------|------------------------|
| MUNICIPAL SERVICES DISTRICT | * | | * | |
| LAUDERDALE BY THE SEA | \$115,306.66 | 1.8% | \$1,447,190.58 | 2.2% |
| FORT LAUDERDALE | 2,979,628.53 | 46.1% | 30,953,490.33 | 46.6% |
| DANIA BEACH | 464,886.61 | 7.2% | 4,743,587.82 | 7.1% |
| HOLLYWOOD | * | | * | |
| PEMBROKE PARK | * | | * | |
| WILTON MANORS | 44,735.16 | 0.7% | 421,422.44 | 0.6% |
| COOPER CITY | * | | * | |
| DEERFIELD BEACH | 252,819.59 | 3.9% | 2,789,129.54 | 4.2% |
| MARGATE | * | | * | |
| HILLSBORO BEACH | * | | * | |
| LIGHTHOUSE POINT | 6,207.89 | 0.1% | 63,609.71 | 0.1% |
| POMPANO BEACH | 275,057.84 | 4.3% | 3,120,210.88 | 4.7% |
| SEA RANCH LAKES | * | | * | |
| OAKLAND PARK | * | | * | |
| LAZY LAKES | * | | * | |
| LAUDERHILL | * | | * | |
| LAUDERDALE LAKES | * | | * | |
| CITY OF SUNRISE | * | | * | |
| PLANTATION | 278,616.80 | 4.3% | 2,790,772.36 | 4.2% |
| DAVIE | * | | * | |
| HALLANDALE BEACH | * | | * | |
| PEMBROKE PINES | * | | * | |
| MIRAMAR | 115,775.16 | 1.8% | 1,098,678.27 | 1.7% |
| CORAL SPRINGS | * | | * | |
| NORTH LAUDERDALE | * | | * | |
| PARKLAND | * | | * | |
| TAMARAC | 67,052.54 | 1.0% | 640,224.58 | 1.0% |
| COCONUT CREEK | * | | * | |
| WESTON | 139,999.20 | 2.2% | 1,444,213.66 | 2.2% |
| SOUTHWEST RANCHES | * | | * | |
| WEST PARK | * | | * | |
| UNASSIGNED | * | | * | |
| | | | | |
| * COMBINED CITIES REVENUE | \$1,717,888.51 | 26.6% | \$16,922,790.28 | 25.5% |
| | | | | |
| TOTAL REVENUE | \$6,457,974.49 | 100.0% | \$66,435,320.45 | 100.0% |
| | | | | |

Note: Pursuant to F.S. 213.0535, as amended in furtherance of HB 5601, statistics may not be published if they contain certain data which could be used to calculate the gross receipts or income of any individual taxpayer. Accordingly, revenue from certain cities have been combined.

BROWARD COUNTY
 FINANCE AND ADMINISTRATIVE SERVICES DEPARTMENT
 RECORDS, TAXES AND TREASURY DIVISION
 TOURIST DEVELOPMENT TAX SECTION
 TOTAL REVENUE COLLECTED
 REPORTING PERIOD

| REPORTING PERIOD | FY 2018 2017-2018 | FY 2019 2018-2019 | Variance | % OF CHANGE |
|-------------------------|------------------------|------------------------|-----------------------|----------------|
| OCTOBER | \$4,852,690.47 | \$5,683,228.33 | \$830,537.86 | 17.1% |
| NOVEMBER | 5,627,865.79 | 6,688,948.94 | 1,061,083.15 | 18.9% |
| DECEMBER | 6,273,779.10 | 7,947,148.63 | 1,673,369.53 | 26.7% |
| JANUARY | 8,961,919.71 | 9,364,250.75 | 402,331.04 | 4.5% |
| FEBRUARY | 9,949,163.93 | 10,338,782.87 | 389,618.94 | 3.9% |
| MARCH | 11,474,604.50 | 11,467,956.38 | (6,648.12) | -0.1% |
| APRIL | 8,186,075.08 | 8,487,030.06 | 300,954.98 | 3.7% |
| MAY | 6,203,360.32 | 6,457,974.49 | 254,614.17 | 4.1% |
| FY TO DATE TOTAL | \$61,529,458.90 | \$66,435,320.45 | \$4,905,861.55 | 8.0% |
| JUNE | 5,748,022.23 | | | |
| JULY | 6,097,140.29 | | | |
| AUGUST | 5,422,260.43 | | | |
| SEPTEMBER | 4,491,910.46 | | | |
| FY TOTAL | \$83,288,792.31 | | | |
| | | | | |
| | | | | |
| | | | | |
| | | | | |
| | | | | |

Note:

1. These revenues represent amounts reported to the State. Revenues reported to the State have a collection cut-off date of the end of each month following the Reporting Period month.
2. Effective January 1, 2018 the tax rate for the GFLCVB portion increased from 3% to 4% and the total tax increased from 5% to 6%.

BROWARD COUNTY
 FINANCE AND ADMINISTRATIVE SERVICES DEPARTMENT
 RECORDS, TAXES AND TREASURY DIVISION
 TOURIST DEVELOPMENT TAX SECTION
 CVB 4% REVENUE BY CITIES FY 2019
 REPORTING PERIOD: MAY 2019
 AS OF JUNE 30, 2019

| CITY | MAY 2019 | PERCENT OF TOTAL |
|-----------------------------|----------------|------------------|
| MUNICIPAL SERVICES DISTRICT | * | |
| LAUDERDALE BY THE SEA | \$76,871.14 | 1.8% |
| FORT LAUDERDALE | 1,986,495.87 | 46.1% |
| DANIA BEACH | 309,924.55 | 7.2% |
| HOLLYWOOD | * | |
| PEMBROKE PARK | * | |
| WILTON MANORS | 29,823.45 | 0.7% |
| COOPER CITY | * | |
| DEERFIELD BEACH | 168,546.51 | 3.9% |
| MARGATE | * | |
| HILLSBORO BEACH | * | |
| LIGHTHOUSE POINT | 4,138.59 | 0.1% |
| POMPANO BEACH | 183,371.98 | 4.3% |
| SEA RANCH LAKES | * | |
| OAKLAND PARK | * | |
| LAZY LAKES | * | |
| LAUDERHILL | * | |
| LAUDERDALE LAKES | * | |
| CITY OF SUNRISE | * | |
| PLANTATION | 185,744.63 | 4.3% |
| DAVIE | * | |
| HALLANDALE BEACH | * | |
| PEMBROKE PINES | * | |
| MIRAMAR | 77,183.47 | 1.8% |
| CORAL SPRINGS | * | |
| NORTH LAUDERDALE | * | |
| PARKLAND | * | |
| TAMARAC | 44,701.71 | 1.0% |
| COCONUT CREEK | * | |
| WESTON | 93,332.83 | 2.2% |
| SOUTHWEST RANCHES | * | |
| WEST PARK | * | |
| UNASSIGNED | * | |
| | | |
| * COMBINED CITIES REVENUE | 1,145,292.84 | 26.6% |
| | | |
| TOTAL REVENUE | \$4,305,427.57 | 100.0% |

Note: Pursuant to F.S. 213.0535, as amended in furtherance of HB 5601, statistics may not be published if they contain certain data which could be used to calculate the gross receipts or income of any individual taxpayer. Accordingly, revenue from certain cities have been combined.

BROWARD COUNTY
 FINANCE AND ADMINISTRATIVE SERVICES DEPARTMENT
 RECORDS, TAXES AND TREASURY DIVISION
 TOURIST DEVELOPMENT TAX SECTION
 REPORTING PERIOD - 3% / 4% REVENUE

| REPORTING PERIOD | FY 2018 2017-2018 | FY 2019 2018-2019 | Variance | % OF CHANGE |
|-------------------------|------------------------|------------------------|-----------------------|----------------|
| OCTOBER | \$2,911,790.14 | \$3,789,463.01 | \$877,672.87 | 30.1% |
| NOVEMBER | 3,377,441.16 | 4,459,444.15 | 1,082,002.99 | 32.0% |
| DECEMBER | 3,765,444.04 | 5,299,854.50 | 1,534,410.46 | 40.7% |
| JANUARY | 5,974,746.04 | 6,243,085.39 | 268,339.35 | 4.5% |
| FEBRUARY | 6,632,947.97 | 6,892,697.69 | 259,749.72 | 3.9% |
| MARCH | 7,650,079.09 | 7,645,605.73 | (4,473.36) | -0.1% |
| APRIL | 5,457,571.67 | 5,658,347.83 | 200,776.16 | 3.7% |
| MAY | 4,137,589.23 | 4,305,427.57 | 167,838.34 | 4.1% |
| FY TO DATE TOTAL | \$39,907,609.34 | \$44,293,925.87 | \$4,386,316.53 | 11.0% |
| JUNE | 3,832,220.34 | | | |
| JULY | 4,065,179.38 | | | |
| AUGUST | 3,615,381.73 | | | |
| SEPTEMBER | 2,995,342.58 | | | |
| FY TOTAL | \$54,415,733.37 | | | |
| | | | | |
| | | | | |
| | | | | |
| | | | | |
| | | | | |
| | | | | |

Note:

1. These revenues represent amounts reported to the State. Revenues reported to the State have a collection cut-off date of the end of each month following the Reporting Period month.
2. Effective January 1, 2018 the tax rate for the GFLCVB portion increased from 3% to 4% and the total tax increased from 5% to 6%.

| DATE | VENDOR NAME | DESCRIPTION | DEPARTMENT | TYPE OF ACTIVITIES | AMOUNT |
|--------------|--------------------------------------|----------------------------|-------------------------------|-------------------------------|-----------|
| FY Q2 | | | | | |
| 2/8/2019 | NORA GORMAN | DINNER - 7/31/18 & 8/2/18 | BA-CVB Convention Group Sales | Tvl-Airfare | 56.000 |
| 2/8/2019 | NORA GORMAN | 8/6/18 ENTERTAINMENT | BA-CVB Convention Group Sales | Prmtl Act-Promotnl Activities | 18.480 |
| 2/20/2019 | HELMSBRISCOE | 31180 | BA-CVB Convention Group Sales | Tvl-Conference Registration | 4200.000 |
| 2/22/2019 | STEPHEN AIRD | MILEAGE | BA-CVB Convention Group Sales | Tvl-Mileage | 78.880 |
| 2/22/2019 | CONFERENCEDIRECT LLC | 31569 | BA-CVB Convention Group Sales | Tvl-Conference Registration | 6300.000 |
| 2/28/2019 | MARGARITAVILLE HOLLYWOOD BEACH RESO | 31632 | BA-CVB Convention Group Sales | Prmtl Act-Promotnl Activities | 2752.000 |
| 3/4/2019 | THE MADISON SQUARE GARDEN COMPANY | 31847 | BA-CVB Convention Group Sales | Prmtl Act-Promotnl Activities | 20000.000 |
| 3/5/2019 | FLORIDA NURSERY, GROWERS & LANDSCAPE | 31854 | BA-CVB Convention Group Sales | Prmtl Act-Promotnl Activities | 10000.000 |
| 3/20/2019 | VISIT USA COMMITTEE GERMANY e.V. | 32080 | BA-CVB Convention Group Sales | Prmtl Act-Promotnl Activities | 300.000 |
| 3/20/2019 | QUESTEX, LLC | 32075 | BA-CVB Convention Group Sales | Tvl-Conference Registration | 7000.000 |
| 3/20/2019 | HELMSBRISCOE | 32156 | BA-CVB Convention Group Sales | Tvl-Conference Registration | 4200.000 |
| 2/28/2019 | WELLS FARGO BANK NA | Booth supplies | BA-CVB Convention Group Sales | Prmtl Act-Demonstration Sup | 68.900 |
| 2/28/2019 | WELLS FARGO BANK NA | Parking | BA-CVB Convention Group Sales | Tvl-Oth Allowbl Incidntl Csts | 105.500 |
| 2/28/2019 | WELLS FARGO BANK NA | Parking for client event | BA-CVB Convention Group Sales | Tvl-Oth Allowbl Incidntl Csts | 17.000 |
| 2/28/2019 | WELLS FARGO BANK NA | Registration | BA-CVB Convention Group Sales | Tvl-Conference Registration | 375.000 |
| 2/28/2019 | WELLS FARGO BANK NA | Travel - hotel | BA-CVB Convention Group Sales | Tvl-Hotels | 273.000 |
| 2/28/2019 | WELLS FARGO BANK NA | Travel -Taxi | BA-CVB Convention Group Sales | Tvl-Oth Allowbl Incidntl Csts | 20.650 |
| 2/28/2019 | WELLS FARGO BANK NA | Travel Airfare | BA-CVB Convention Group Sales | Tvl-Airfare | 63.020 |
| 2/28/2019 | WELLS FARGO BANK NA | Travel Hotel | BA-CVB Convention Group Sales | Tvl-Hotels | 208.000 |
| 2/28/2019 | WELLS FARGO BANK NA | Travel airfare | BA-CVB Convention Group Sales | Tvl-Airfare | 2032.570 |
| 2/28/2019 | WELLS FARGO BANK NA | Travel car rental | BA-CVB Convention Group Sales | Tvl-Car Rentals | 135.280 |
| 2/28/2019 | WELLS FARGO BANK NA | Travel- Hotel | BA-CVB Convention Group Sales | Tvl-Hotels | 234.000 |
| 2/28/2019 | WELLS FARGO BANK NA | Travel- Parking | BA-CVB Convention Group Sales | Tvl-Oth Allowbl Incidntl Csts | 15.000 |
| 2/28/2019 | WELLS FARGO BANK NA | Travel- car rental fuel | BA-CVB Convention Group Sales | Tvl-Oth Allowbl Incidntl Csts | 27.470 |
| 2/28/2019 | WELLS FARGO BANK NA | Travel- valet parking | BA-CVB Convention Group Sales | Tvl-Oth Allowbl Incidntl Csts | 14.000 |
| 2/28/2019 | WELLS FARGO BANK NA | Travel-Hotel | BA-CVB Convention Group Sales | Tvl-Hotels | 263.320 |
| 2/28/2019 | WELLS FARGO BANK NA | Travel-airfare | BA-CVB Convention Group Sales | Tvl-Airfare | 872.980 |
| 2/28/2019 | WELLS FARGO BANK NA | Travel-hotel | BA-CVB Convention Group Sales | Tvl-Hotels | 470.080 |
| 2/28/2019 | WELLS FARGO BANK NA | Travel-parking | BA-CVB Convention Group Sales | Tvl-Oth Allowbl Incidntl Csts | 106.000 |
| 2/28/2019 | WELLS FARGO BANK NA | registration | BA-CVB Convention Group Sales | Tvl-Conference Registration | 3533.380 |
| 2/28/2019 | WELLS FARGO BANK NA | Parking | BA-CVB Convention Group Sales | Tvl-Oth Allowbl Incidntl Csts | 10.000 |
| 2/28/2019 | WELLS FARGO BANK NA | Registration | BA-CVB Convention Group Sales | Tvl-Conference Registration | 60.000 |
| 2/28/2019 | WELLS FARGO BANK NA | Travel | BA-CVB Convention Group Sales | Tvl-Airfare | 374.600 |
| 2/28/2019 | WELLS FARGO BANK NA | Travel | BA-CVB Convention Group Sales | Tvl-Hotels | 290.660 |
| 2/28/2019 | WELLS FARGO BANK NA | Travel-airfare | BA-CVB Convention Group Sales | Tvl-Airfare | 689.950 |
| 2/28/2019 | WELLS FARGO BANK NA | conference registration | BA-CVB Convention Group Sales | Tvl-Conference Registration | 2050.000 |
| 2/28/2019 | WELLS FARGO BANK NA | travel - airfare Duplicate | BA-CVB Convention Group Sales | Tvl-Airfare | 1379.900 |
| 2/28/2019 | WELLS FARGO BANK NA | Conference Registration | BA-CVB Convention Group Sales | Tvl-Conference Registration | 3499.000 |
| 2/28/2019 | WELLS FARGO BANK NA | Parking | BA-CVB Convention Group Sales | Tvl-Oth Allowbl Incidntl Csts | 13.380 |
| 2/28/2019 | WELLS FARGO BANK NA | Travel - Airfare | BA-CVB Convention Group Sales | Tvl-Airfare | 1243.680 |

| | | | | | |
|-----------|-------------------------------------|--------------------------------|-------------------------------|-------------------------------|----------|
| 2/28/2019 | WELLS FARGO BANK NA | Travel - Baggage | BA-CVB Convention Group Sales | Tvl-Airfare | 30.000 |
| 2/28/2019 | WELLS FARGO BANK NA | Travel - Car Rental | BA-CVB Convention Group Sales | Tvl-Car Rentals | 266.300 |
| 2/28/2019 | WELLS FARGO BANK NA | Travel - Car Rental - fuel | BA-CVB Convention Group Sales | Tvl-Car Rentals | 45.320 |
| 2/28/2019 | WELLS FARGO BANK NA | Travel - Car rental | BA-CVB Convention Group Sales | Tvl-Car Rentals | 170.980 |
| 2/28/2019 | WELLS FARGO BANK NA | Travel - Hotel | BA-CVB Convention Group Sales | Tvl-Hotels | 1234.760 |
| 2/28/2019 | WELLS FARGO BANK NA | Travel - Hotel International F | BA-CVB Convention Group Sales | Tvl-Hotels | 0.060 |
| 2/28/2019 | WELLS FARGO BANK NA | Travel - Taxi | BA-CVB Convention Group Sales | Tvl-Oth Allowbl Incidntl Csts | 98.250 |
| 2/28/2019 | WELLS FARGO BANK NA | Travel - airfare | BA-CVB Convention Group Sales | Tvl-Airfare | 117.000 |
| 2/28/2019 | WELLS FARGO BANK NA | Travel - baggage | BA-CVB Convention Group Sales | Tvl-Airfare | 30.000 |
| 2/28/2019 | WELLS FARGO BANK NA | Travel - hotel | BA-CVB Convention Group Sales | Tvl-Hotels | 159.000 |
| 2/28/2019 | WELLS FARGO BANK NA | Travel - parking | BA-CVB Convention Group Sales | Tvl-Oth Allowbl Incidntl Csts | 84.000 |
| 2/28/2019 | WELLS FARGO BANK NA | Travel Car Rental - fuel | BA-CVB Convention Group Sales | Tvl-Car Rentals | 22.320 |
| 2/28/2019 | WELLS FARGO BANK NA | Entertainment: Airfare for Fre | BA-CVB Convention Group Sales | Tvl-Airfare | 481.500 |
| 2/28/2019 | WELLS FARGO BANK NA | Parking Local: ES | BA-CVB Convention Group Sales | Tvl-Oth Allowbl Incidntl Csts | 2.000 |
| 2/28/2019 | WELLS FARGO BANK NA | Travel: ES-Airfare Chicago/NY | BA-CVB Convention Group Sales | Tvl-Airfare | 672.910 |
| 2/28/2019 | WELLS FARGO BANK NA | Travel: ES-Airfare Spirit of | BA-CVB Convention Group Sales | Tvl-Airfare | 456.990 |
| 2/28/2019 | WELLS FARGO BANK NA | Entertainment - Destination Pr | BA-CVB Convention Group Sales | Prmtl Act-Promotnl Activities | 8000.000 |
| 2/28/2019 | WELLS FARGO BANK NA | Registration for Gonzalo R. | BA-CVB Convention Group Sales | Tvl-Conference Registration | 4900.000 |
| 2/28/2019 | WELLS FARGO BANK NA | Registration PCMA-GMC Educatio | BA-CVB Convention Group Sales | Tvl-Conference Registration | 145.000 |
| 2/28/2019 | WELLS FARGO BANK NA | Taxi to client meeting | BA-CVB Convention Group Sales | Tvl-Oth Allowbl Incidntl Csts | 18.500 |
| 2/28/2019 | WELLS FARGO BANK NA | Travel, Flight to MPI-MAC Loui | BA-CVB Convention Group Sales | Tvl-Airfare | 347.600 |
| 2/28/2019 | WELLS FARGO BANK NA | Travel, Hotel Accomidations | BA-CVB Convention Group Sales | Tvl-Hotels | 518.850 |
| 2/28/2019 | WELLS FARGO BANK NA | Travel, Hotel Accomodations | BA-CVB Convention Group Sales | Tvl-Hotels | 208.000 |
| 2/28/2019 | WELLS FARGO BANK NA | Travel, Taxi | BA-CVB Convention Group Sales | Tvl-Oth Allowbl Incidntl Csts | 338.250 |
| 2/28/2019 | WELLS FARGO BANK NA | Travel, Train Ticket for clien | BA-CVB Convention Group Sales | Tvl-Oth Allowbl Incidntl Csts | 18.000 |
| 2/28/2019 | WELLS FARGO BANK NA | Travel, taxi from airport to h | BA-CVB Convention Group Sales | Tvl-Oth Allowbl Incidntl Csts | 32.550 |
| 4/1/2019 | HARBOR BEACH MARRIOTT RESORT & SPA | 32408 | BA-CVB Convention Group Sales | Prmtl Act-Promotnl Activities | 3228.000 |
| 4/1/2019 | MEETING PROFESSIONALS INTERNATIONAL | 32424 | BA-CVB Convention Group Sales | Tvl-Conference Registration | 2500.000 |
| 3/31/2019 | WELLS FARGO BANK NA | Conference registration | BA-CVB Convention Group Sales | Tvl-Conference Registration | 55.000 |
| 3/31/2019 | WELLS FARGO BANK NA | Parking | BA-CVB Convention Group Sales | Tvl-Oth Allowbl Incidntl Csts | 47.000 |
| 3/31/2019 | WELLS FARGO BANK NA | Travel -Conference registratio | BA-CVB Convention Group Sales | Tvl-Conference Registration | 3500.000 |
| 3/31/2019 | WELLS FARGO BANK NA | Travel- Airfare | BA-CVB Convention Group Sales | Tvl-Airfare | 408.840 |
| 3/31/2019 | WELLS FARGO BANK NA | Travel- Airport parking | BA-CVB Convention Group Sales | Tvl-Oth Allowbl Incidntl Csts | 75.000 |
| 3/31/2019 | WELLS FARGO BANK NA | Travel- Baggage fees | BA-CVB Convention Group Sales | Tvl-Airfare | 60.000 |
| 3/31/2019 | WELLS FARGO BANK NA | Travel- Hotel | BA-CVB Convention Group Sales | Tvl-Hotels | 349.750 |
| 3/31/2019 | WELLS FARGO BANK NA | Travel- airport Parking | BA-CVB Convention Group Sales | Tvl-Oth Allowbl Incidntl Csts | 100.000 |
| 3/31/2019 | WELLS FARGO BANK NA | Travel- car rental | BA-CVB Convention Group Sales | Tvl-Car Rentals | 279.900 |
| 3/31/2019 | WELLS FARGO BANK NA | Travel- rental car fuel | BA-CVB Convention Group Sales | Tvl-Car Rentals | 11.210 |
| 3/31/2019 | WELLS FARGO BANK NA | Travel-Hotel | BA-CVB Convention Group Sales | Tvl-Hotels | 989.880 |
| 3/31/2019 | WELLS FARGO BANK NA | Travel-airfare | BA-CVB Convention Group Sales | Tvl-Airfare | 64.000 |
| 3/31/2019 | WELLS FARGO BANK NA | conference registration | BA-CVB Convention Group Sales | Tvl-Conference Registration | 2265.000 |
| 3/31/2019 | WELLS FARGO BANK NA | Local: Parking - ES HSMAl eve | BA-CVB Convention Group Sales | Tvl-Oth Allowbl Incidntl Csts | 5.000 |
| 3/31/2019 | WELLS FARGO BANK NA | Parking - Local - ES | BA-CVB Convention Group Sales | Tvl-Oth Allowbl Incidntl Csts | 2.000 |
| 3/31/2019 | WELLS FARGO BANK NA | Registration - ES HSMAl Table | BA-CVB Convention Group Sales | Tvl-Conference Registration | 245.000 |
| 3/31/2019 | WELLS FARGO BANK NA | Travel: Airfare - ES DC Sls T | BA-CVB Convention Group Sales | Tvl-Airfare | 488.000 |

| | | | | | |
|-----------|---------------------|--------------------------------|-------------------------------|-------------------------------|----------|
| 3/31/2019 | WELLS FARGO BANK NA | Travel: Airline ticket for Mi | BA-CVB Convention Group Sales | Tvl-Airfare | 341.600 |
| 3/31/2019 | WELLS FARGO BANK NA | Travel: JW Marriott Hotel fol | BA-CVB Convention Group Sales | Tvl-Hotels | 868.760 |
| 3/31/2019 | WELLS FARGO BANK NA | Travel: Conference Registratio | BA-CVB Convention Group Sales | Tvl-Conference Registration | 995.000 |
| 3/31/2019 | WELLS FARGO BANK NA | Travel: Hotel - ES Boston Clie | BA-CVB Convention Group Sales | Tvl-Hotels | 207.860 |
| 3/31/2019 | WELLS FARGO BANK NA | Travel: Internet - ES Boston C | BA-CVB Convention Group Sales | Tvl-Oth Allowbl Incidntl Csts | 10.000 |
| 3/31/2019 | WELLS FARGO BANK NA | Travel: Taxi - ES Boston Clie | BA-CVB Convention Group Sales | Tvl-Oth Allowbl Incidntl Csts | 85.510 |
| 3/31/2019 | WELLS FARGO BANK NA | Travel - Airline | BA-CVB Convention Group Sales | Tvl-Airfare | 549.500 |
| 3/31/2019 | WELLS FARGO BANK NA | Travel - Car rental | BA-CVB Convention Group Sales | Tvl-Car Rentals | 383.380 |
| 3/31/2019 | WELLS FARGO BANK NA | Travel - Hotel | BA-CVB Convention Group Sales | Tvl-Hotels | 394.110 |
| 3/31/2019 | WELLS FARGO BANK NA | Travel - Parking | BA-CVB Convention Group Sales | Tvl-Oth Allowbl Incidntl Csts | 75.000 |
| 3/31/2019 | WELLS FARGO BANK NA | Travel - Registration | BA-CVB Convention Group Sales | Tvl-Conference Registration | 85.000 |
| 3/31/2019 | WELLS FARGO BANK NA | Travel - Taxi | BA-CVB Convention Group Sales | Tvl-Oth Allowbl Incidntl Csts | 72.500 |
| 3/31/2019 | WELLS FARGO BANK NA | Travel - parking | BA-CVB Convention Group Sales | Tvl-Oth Allowbl Incidntl Csts | 45.000 |
| 3/31/2019 | WELLS FARGO BANK NA | Travel- Airline | BA-CVB Convention Group Sales | Tvl-Airfare | 632.300 |
| 3/31/2019 | WELLS FARGO BANK NA | Travel- Fuel Car rental | BA-CVB Convention Group Sales | Tvl-Car Rentals | 38.340 |
| 3/31/2019 | WELLS FARGO BANK NA | Travel- Hotel | BA-CVB Convention Group Sales | Tvl-Hotels | 734.620 |
| 3/31/2019 | WELLS FARGO BANK NA | Travel- Parking | BA-CVB Convention Group Sales | Tvl-Oth Allowbl Incidntl Csts | 0.000 |
| 3/31/2019 | WELLS FARGO BANK NA | Travel- Taxi | BA-CVB Convention Group Sales | Tvl-Oth Allowbl Incidntl Csts | 0.000 |
| 3/31/2019 | WELLS FARGO BANK NA | Duplicate- conference registra | BA-CVB Convention Group Sales | Tvl-Conference Registration | 18.000 |
| 3/31/2019 | WELLS FARGO BANK NA | Duplicate-Annual registration | BA-CVB Convention Group Sales | Tvl-Conference Registration | 585.000 |
| 3/31/2019 | WELLS FARGO BANK NA | Registration | BA-CVB Convention Group Sales | Tvl-Conference Registration | 650.000 |
| 3/31/2019 | WELLS FARGO BANK NA | Travel- Hotel | BA-CVB Convention Group Sales | Tvl-Hotels | 704.140 |
| 3/31/2019 | WELLS FARGO BANK NA | Travel- rental car | BA-CVB Convention Group Sales | Tvl-Car Rentals | 393.120 |
| 3/31/2019 | WELLS FARGO BANK NA | Travel- rental car fuel | BA-CVB Convention Group Sales | Tvl-Car Rentals | 37.000 |
| 3/31/2019 | WELLS FARGO BANK NA | Travel-airfare | BA-CVB Convention Group Sales | Tvl-Airfare | 530.150 |
| 3/31/2019 | WELLS FARGO BANK NA | registration | BA-CVB Convention Group Sales | Tvl-Conference Registration | 18.000 |
| 3/31/2019 | WELLS FARGO BANK NA | Car rental | BA-CVB Convention Group Sales | Tvl-Car Rentals | 60.980 |
| 3/31/2019 | WELLS FARGO BANK NA | Entertainment | BA-CVB Convention Group Sales | Prmtl Act-Demonstration Sup | 19.310 |
| 3/31/2019 | WELLS FARGO BANK NA | Meal | BA-CVB Convention Group Sales | Tvl-Meals | 24.710 |
| 3/31/2019 | WELLS FARGO BANK NA | Parking | BA-CVB Convention Group Sales | Tvl-Oth Allowbl Incidntl Csts | 9.000 |
| 3/31/2019 | WELLS FARGO BANK NA | Registration | BA-CVB Convention Group Sales | Tvl-Conference Registration | 659.000 |
| 3/31/2019 | WELLS FARGO BANK NA | Shipping | BA-CVB Convention Group Sales | Prmtl Act-Demonstration Sup | 30.620 |
| 3/31/2019 | WELLS FARGO BANK NA | Travel | BA-CVB Convention Group Sales | Tvl-Oth Allowbl Incidntl Csts | 29.250 |
| 3/31/2019 | WELLS FARGO BANK NA | Travel - Hotel | BA-CVB Convention Group Sales | Tvl-Hotels | 239.200 |
| 3/31/2019 | WELLS FARGO BANK NA | Travel - Parking | BA-CVB Convention Group Sales | Tvl-Oth Allowbl Incidntl Csts | 75.000 |
| 3/31/2019 | WELLS FARGO BANK NA | Travel - Registration | BA-CVB Convention Group Sales | Tvl-Conference Registration | 449.100 |
| 3/31/2019 | WELLS FARGO BANK NA | Travel - Tolls | BA-CVB Convention Group Sales | Tvl-Oth Allowbl Incidntl Csts | 8.700 |
| 3/31/2019 | WELLS FARGO BANK NA | Travel - airfare | BA-CVB Convention Group Sales | Tvl-Airfare | 341.600 |
| 3/31/2019 | WELLS FARGO BANK NA | Travel - parking | BA-CVB Convention Group Sales | Tvl-Oth Allowbl Incidntl Csts | 73.000 |
| 3/31/2019 | WELLS FARGO BANK NA | Travel - taxi | BA-CVB Convention Group Sales | Tvl-Oth Allowbl Incidntl Csts | 0.000 |
| 3/31/2019 | WELLS FARGO BANK NA | Travel - transportation | BA-CVB Convention Group Sales | Tvl-Oth Allowbl Incidntl Csts | 18.000 |
| 3/31/2019 | WELLS FARGO BANK NA | Travel -fuel | BA-CVB Convention Group Sales | Tvl-Car Rentals | 35.330 |
| 3/31/2019 | WELLS FARGO BANK NA | Travel -parking | BA-CVB Convention Group Sales | Tvl-Oth Allowbl Incidntl Csts | 60.000 |
| 3/31/2019 | WELLS FARGO BANK NA | Registration for Gonzale Rubio | BA-CVB Convention Group Sales | Tvl-Conference Registration | 3950.000 |
| 3/31/2019 | WELLS FARGO BANK NA | Travel- Airport parking | BA-CVB Convention Group Sales | Tvl-Oth Allowbl Incidntl Csts | 100.000 |

| | | | | | |
|-----------|---------------------------------------|--------------------------------|-------------------------------|-------------------------------|-----------|
| 3/31/2019 | WELLS FARGO BANK NA | Travel-airfare | BA-CVB Convention Group Sales | Tvl-Airfare | 698.300 |
| 3/31/2019 | WELLS FARGO BANK NA | Travel-hotel | BA-CVB Convention Group Sales | Tvl-Hotels | 928.460 |
| 3/31/2019 | WELLS FARGO BANK NA | Parking for a lunch meeting wi | BA-CVB Convention Group Sales | Tvl-Oth Allowbl Incidntl Csts | 40.000 |
| 3/31/2019 | WELLS FARGO BANK NA | Taxi: Airport to Hotel | BA-CVB Convention Group Sales | Tvl-Oth Allowbl Incidntl Csts | 24.940 |
| 3/31/2019 | WELLS FARGO BANK NA | Taxi: Hotel to Venue | BA-CVB Convention Group Sales | Tvl-Oth Allowbl Incidntl Csts | 56.280 |
| 3/31/2019 | WELLS FARGO BANK NA | Taxi: Venue to Hotel | BA-CVB Convention Group Sales | Tvl-Oth Allowbl Incidntl Csts | 56.280 |
| 3/31/2019 | WELLS FARGO BANK NA | Travel-Taxi: Transportation to | BA-CVB Convention Group Sales | Tvl-Oth Allowbl Incidntl Csts | 92.650 |
| 3/31/2019 | WELLS FARGO BANK NA | Travel: LK Airfare Destination | BA-CVB Convention Group Sales | Tvl-Airfare | 352.940 |
| 3/31/2019 | WELLS FARGO BANK NA | Travel: LK Airfare HemlsBrisco | BA-CVB Convention Group Sales | Tvl-Airfare | 284.970 |
| 3/31/2019 | WELLS FARGO BANK NA | Travel: LK Hotel Destination C | BA-CVB Convention Group Sales | Tvl-Hotels | 301.720 |
| 3/31/2019 | WELLS FARGO BANK NA | Travel: LK Hotel EnVision Conf | BA-CVB Convention Group Sales | Tvl-Hotels | 698.420 |
| 3/31/2019 | WELLS FARGO BANK NA | Travel: LK Taxi EnVision Conf. | BA-CVB Convention Group Sales | Tvl-Oth Allowbl Incidntl Csts | 263.840 |
| 3/31/2019 | WELLS FARGO BANK NA | Shipping | BA-CVB Convention Group Sales | Prmtl Act-Demonstration Sup | 10.000 |
| 3/31/2019 | WELLS FARGO BANK NA | Travel | BA-CVB Convention Group Sales | Tvl-Hotels | 1034.700 |
| 3/31/2019 | WELLS FARGO BANK NA | Travel | BA-CVB Convention Group Sales | Tvl-Oth Allowbl Incidntl Csts | 359.140 |
| 4/24/2019 | HARBOR BEACH MARRIOTT RESORT & SPA | 32894 | BA-CVB Convention Group Sales | Prmtl Act-Promotnl Activities | 1760.000 |
| 4/24/2019 | CVENT, INC | Cvent Hospitality Cloud Servic | BA-CVB Convention Group Sales | Prmtl Act-Promotnl Activities | 13142.500 |
| 5/13/2019 | HYATT REGENCY PIER 66 | 33420 | BA-CVB Convention Group Sales | Prmtl Act-Promotnl Activities | 1388.000 |
| 5/15/2019 | THE WESTIN FORT LAUDERDALE BEACH RESO | 33532 | BA-CVB Convention Group Sales | Prmtl Act-Promotnl Activities | 3408.000 |
| 5/20/2019 | DIPLOMAT HOTEL LESSEE LLC | 33623 | BA-CVB Convention Group Sales | Prmtl Act-Promotnl Activities | 20000.000 |
| 4/30/2019 | WELLS FARGO BANK NA | Entertainment | BA-CVB Convention Group Sales | Tvl-Airfare | 651.590 |
| 4/30/2019 | WELLS FARGO BANK NA | Parking | BA-CVB Convention Group Sales | Tvl-Oth Allowbl Incidntl Csts | 149.000 |
| 4/30/2019 | WELLS FARGO BANK NA | Tolls | BA-CVB Convention Group Sales | Tvl-Oth Allowbl Incidntl Csts | 7.300 |
| 4/30/2019 | WELLS FARGO BANK NA | Travel-Hotel | BA-CVB Convention Group Sales | Tvl-Hotels | 1006.350 |
| 4/30/2019 | WELLS FARGO BANK NA | Travel-airfare | BA-CVB Convention Group Sales | Tvl-Airfare | 394.600 |
| 4/30/2019 | WELLS FARGO BANK NA | parking | BA-CVB Convention Group Sales | Tvl-Oth Allowbl Incidntl Csts | 22.000 |
| 4/30/2019 | WELLS FARGO BANK NA | travel-hotel | BA-CVB Convention Group Sales | Tvl-Hotels | 311.800 |
| 4/30/2019 | WELLS FARGO BANK NA | Parking: Local | BA-CVB Convention Group Sales | Tvl-Oth Allowbl Incidntl Csts | 6.000 |
| 4/30/2019 | WELLS FARGO BANK NA | Travel: Airline ticket - MPI | BA-CVB Convention Group Sales | Tvl-Airfare | 542.600 |
| 4/30/2019 | WELLS FARGO BANK NA | Travel: Car Rental - DC Trip | BA-CVB Convention Group Sales | Tvl-Car Rentals | 135.170 |
| 4/30/2019 | WELLS FARGO BANK NA | Travel: Hotel Folio - DC Trip | BA-CVB Convention Group Sales | Tvl-Hotels | 1083.800 |
| 4/30/2019 | WELLS FARGO BANK NA | Travel: Air - AMPS Tournament | BA-CVB Convention Group Sales | Tvl-Airfare | 381.000 |
| 4/30/2019 | WELLS FARGO BANK NA | Travel: Airport parking - MPI | BA-CVB Convention Group Sales | Tvl-Oth Allowbl Incidntl Csts | 45.000 |
| 4/30/2019 | WELLS FARGO BANK NA | Travel: Hotel - Holiday Inn vi | BA-CVB Convention Group Sales | Tvl-Hotels | 172.000 |
| 4/30/2019 | WELLS FARGO BANK NA | Travel: Hotel - MPI | BA-CVB Convention Group Sales | Tvl-Hotels | 192.700 |
| 4/30/2019 | WELLS FARGO BANK NA | Travel: Parking - DC Trip/Meet | BA-CVB Convention Group Sales | Tvl-Car Rentals | 20.000 |
| 4/30/2019 | WELLS FARGO BANK NA | Travel: Petrol - DC Trip | BA-CVB Convention Group Sales | Tvl-Car Rentals | 9.640 |
| 4/30/2019 | WELLS FARGO BANK NA | Travel: Taxi - MPI Inclusive C | BA-CVB Convention Group Sales | Tvl-Oth Allowbl Incidntl Csts | 97.560 |
| 4/30/2019 | WELLS FARGO BANK NA | Travel - Air | BA-CVB Convention Group Sales | Tvl-Airfare | 384.000 |
| 4/30/2019 | WELLS FARGO BANK NA | Travel- Air | BA-CVB Convention Group Sales | Tvl-Airfare | 1538.480 |
| 4/30/2019 | WELLS FARGO BANK NA | Travel- Hotel | BA-CVB Convention Group Sales | Tvl-Hotels | 311.800 |
| 4/30/2019 | WELLS FARGO BANK NA | Travel- Registration | BA-CVB Convention Group Sales | Tvl-Conference Registration | 160.000 |
| 4/30/2019 | WELLS FARGO BANK NA | Travel - airfare | BA-CVB Convention Group Sales | Tvl-Airfare | 213.950 |
| 4/30/2019 | WELLS FARGO BANK NA | Travel- Airfare | BA-CVB Convention Group Sales | Tvl-Airfare | 470.600 |
| 4/30/2019 | WELLS FARGO BANK NA | Travel- Airfare baggage Fees | BA-CVB Convention Group Sales | Tvl-Airfare | 60.000 |

| | | | | | |
|-----------|-------------------------------------|--------------------------------|-------------------------------|-------------------------------|----------|
| 4/30/2019 | WELLS FARGO BANK NA | Travel- Hotel | BA-CVB Convention Group Sales | Tvl-Hotels | 1318.150 |
| 4/30/2019 | WELLS FARGO BANK NA | Travel - Hotel | BA-CVB Convention Group Sales | Tvl-Hotels | 1038.950 |
| 4/30/2019 | WELLS FARGO BANK NA | Travel - Parking | BA-CVB Convention Group Sales | Tvl-Oth Allowbl Incidntl Csts | 7.000 |
| 4/30/2019 | WELLS FARGO BANK NA | Travel - airfare | BA-CVB Convention Group Sales | Tvl-Airfare | 865.590 |
| 4/30/2019 | WELLS FARGO BANK NA | Travel - car rental | BA-CVB Convention Group Sales | Tvl-Car Rentals | 244.440 |
| 4/30/2019 | WELLS FARGO BANK NA | Travel - fuel | BA-CVB Convention Group Sales | Tvl-Car Rentals | 55.330 |
| 4/30/2019 | WELLS FARGO BANK NA | Conference registration | BA-CVB Convention Group Sales | Tvl-Conference Registration | 55.000 |
| 4/30/2019 | WELLS FARGO BANK NA | Parking | BA-CVB Convention Group Sales | Tvl-Oth Allowbl Incidntl Csts | 43.000 |
| 4/30/2019 | WELLS FARGO BANK NA | Registration | BA-CVB Convention Group Sales | Tvl-Conference Registration | 75.000 |
| 4/30/2019 | WELLS FARGO BANK NA | Travel -Conference Registratio | BA-CVB Convention Group Sales | Tvl-Conference Registration | 1249.000 |
| 4/30/2019 | WELLS FARGO BANK NA | Travel- Car rental | BA-CVB Convention Group Sales | Tvl-Car Rentals | 162.740 |
| 4/30/2019 | WELLS FARGO BANK NA | Travel- Fuel for rental car | BA-CVB Convention Group Sales | Tvl-Car Rentals | 30.630 |
| 4/30/2019 | WELLS FARGO BANK NA | Travel- Hotel | BA-CVB Convention Group Sales | Tvl-Hotels | 797.290 |
| 4/30/2019 | WELLS FARGO BANK NA | Travel- parking | BA-CVB Convention Group Sales | Tvl-Oth Allowbl Incidntl Csts | 88.000 |
| 4/30/2019 | WELLS FARGO BANK NA | Travel- tolls | BA-CVB Convention Group Sales | Tvl-Oth Allowbl Incidntl Csts | 5.930 |
| 4/30/2019 | WELLS FARGO BANK NA | Travel-Parking | BA-CVB Convention Group Sales | Tvl-Hotels | 379.220 |
| 4/30/2019 | WELLS FARGO BANK NA | Registration for PCMA Educatio | BA-CVB Convention Group Sales | Tvl-Conference Registration | 95.000 |
| 4/30/2019 | WELLS FARGO BANK NA | Travel -Hotel- April Trip to F | BA-CVB Convention Group Sales | Tvl-Hotels | 434.100 |
| 4/30/2019 | WELLS FARGO BANK NA | Travel- Parking on Las Olas fo | BA-CVB Convention Group Sales | Tvl-Oth Allowbl Incidntl Csts | 3.190 |
| 4/30/2019 | WELLS FARGO BANK NA | Travel- Rental Car for FLL tri | BA-CVB Convention Group Sales | Tvl-Car Rentals | 84.900 |
| 4/30/2019 | WELLS FARGO BANK NA | Travel- airfare | BA-CVB Convention Group Sales | Tvl-Airfare | 483.960 |
| 4/30/2019 | WELLS FARGO BANK NA | Travel-Taxi: Airport to Reside | BA-CVB Convention Group Sales | Tvl-Oth Allowbl Incidntl Csts | 186.400 |
| 4/30/2019 | WELLS FARGO BANK NA | Travel-Taxi: Residence to Airp | BA-CVB Convention Group Sales | Tvl-Oth Allowbl Incidntl Csts | 93.250 |
| 4/30/2019 | WELLS FARGO BANK NA | Parking | BA-CVB Convention Group Sales | Tvl-Oth Allowbl Incidntl Csts | 10.000 |
| 4/30/2019 | WELLS FARGO BANK NA | Travel | BA-CVB Convention Group Sales | Tvl-Car Rentals | 171.610 |
| 4/30/2019 | WELLS FARGO BANK NA | Travel | BA-CVB Convention Group Sales | Tvl-Hotels | 609.910 |
| 4/30/2019 | WELLS FARGO BANK NA | Travel | BA-CVB Convention Group Sales | Tvl-Oth Allowbl Incidntl Csts | 76.000 |
| 4/30/2019 | WELLS FARGO BANK NA | Travel | BA-CVB Convention Group Sales | Tvl-Conference Registration | 995.000 |
| 5/23/2019 | MARGARITAVILLE HOLLYWOOD BEACH RESO | 33716 | BA-CVB Convention Group Sales | Prmtl Act-Promotnl Activities | 3988.000 |
| 5/28/2019 | HYATT REGENCY PIER 66 | 33791 | BA-CVB Convention Group Sales | Prmtl Act-Promotnl Activities | 786.000 |
| 3/12/2019 | KARA,ELIZABETH | | BA-CVB Convention Group Sales | Tvl-Airfare | 280.960 |
| 3/12/2019 | KARA,ELIZABETH | | BA-CVB Convention Group Sales | Tvl-Hotels | 663.480 |
| 3/12/2019 | KARA,ELIZABETH | | BA-CVB Convention Group Sales | Tvl-Meals | 38.000 |
| 3/12/2019 | KARA,ELIZABETH | | BA-CVB Convention Group Sales | Tvl-Oth Allowbl Incidntl Csts | 310.010 |
| 2/1/2019 | SIMON,EDMUND | | BA-CVB Convention Group Sales | Tvl-Meals | 115.000 |
| 2/1/2019 | SIMON,EDMUND | | BA-CVB Convention Group Sales | Tvl-Oth Allowbl Incidntl Csts | 50.000 |
| 2/12/2019 | JAMES,DION | | BA-CVB Convention Group Sales | Tvl-Mileage | 61.480 |
| 2/12/2019 | JAMES,DION | | BA-CVB Convention Group Sales | Tvl-Meals | 87.000 |
| 3/5/2019 | JAMES,DION | | BA-CVB Convention Group Sales | Tvl-Mileage | 30.160 |
| 2/21/2019 | JAMES,DION | | BA-CVB Convention Group Sales | Tvl-Mileage | 30.160 |
| 2/21/2019 | JAMES,DION | | BA-CVB Convention Group Sales | Tvl-Meals | 61.000 |
| 3/5/2019 | SENA,JENNIFER | | BA-CVB Convention Group Sales | Tvl-Airfare | 693.400 |
| 3/5/2019 | SENA,JENNIFER | | BA-CVB Convention Group Sales | Tvl-Meals | 135.000 |
| 3/5/2019 | SENA,JENNIFER | | BA-CVB Convention Group Sales | Tvl-Oth Allowbl Incidntl Csts | 150.210 |
| 3/5/2019 | SENA,JENNIFER | | BA-CVB Convention Group Sales | Prmtl Act-Demonstration Sup | 43.480 |

| | | | |
|---------------------------|-------------------------------|-------------------------------|---------|
| 2/21/2019 TRIMBLE,FRED | BA-CVB Convention Group Sales | Tvl-Meals | 55.490 |
| 2/21/2019 TRIMBLE,FRED | BA-CVB Convention Group Sales | Tvl-Oth Allowbl Incidntl Csts | 50.000 |
| 2/21/2019 TRIMBLE,FRED | BA-CVB Convention Group Sales | Tvl-Meals | 211.000 |
| 2/21/2019 TRIMBLE,FRED | BA-CVB Convention Group Sales | Tvl-Oth Allowbl Incidntl Csts | 152.500 |
| 3/6/2019 KARA,ELIZABETH | BA-CVB Convention Group Sales | Tvl-Mileage | 58.580 |
| 3/6/2019 KARA,ELIZABETH | BA-CVB Convention Group Sales | Tvl-Meals | 90.000 |
| 3/6/2019 KARA,ELIZABETH | BA-CVB Convention Group Sales | Tvl-Oth Allowbl Incidntl Csts | 20.000 |
| 3/6/2019 KARA,ELIZABETH | BA-CVB Convention Group Sales | Tvl-Airfare | 257.960 |
| 3/6/2019 KARA,ELIZABETH | BA-CVB Convention Group Sales | Tvl-Meals | 122.000 |
| 3/6/2019 KARA,ELIZABETH | BA-CVB Convention Group Sales | Tvl-Oth Allowbl Incidntl Csts | 20.000 |
| 2/22/2019 POUHEY,MICHAEL | BA-CVB Convention Group Sales | Tvl-Oth Allowbl Incidntl Csts | 125.000 |
| 2/22/2019 GLADSTONE,ELENA | BA-CVB Convention Group Sales | Tvl-Meals | 56.000 |
| 2/22/2019 GLADSTONE,ELENA | BA-CVB Convention Group Sales | Tvl-Oth Allowbl Incidntl Csts | 59.970 |
| 2/25/2019 SIMON,EDMUND | BA-CVB Convention Group Sales | Tvl-Hotels | 432.440 |
| 2/25/2019 SIMON,EDMUND | BA-CVB Convention Group Sales | Tvl-Meals | 123.000 |
| 2/25/2019 SIMON,EDMUND | BA-CVB Convention Group Sales | Tvl-Oth Allowbl Incidntl Csts | 151.830 |
| 3/1/2019 KARA,ELIZABETH | BA-CVB Convention Group Sales | Comm Svcs-Landline Svcs | 86.900 |
| 3/7/2019 SENA,JENNIFER | BA-CVB Convention Group Sales | Tvl-Airfare | 444.400 |
| 3/7/2019 SENA,JENNIFER | BA-CVB Convention Group Sales | Tvl-Meals | 122.000 |
| 3/7/2019 SENA,JENNIFER | BA-CVB Convention Group Sales | Tvl-Oth Allowbl Incidntl Csts | 77.330 |
| 3/9/2019 SENA,JENNIFER | BA-CVB Convention Group Sales | Tvl-Mileage | 10.440 |
| 3/9/2019 SENA,JENNIFER | BA-CVB Convention Group Sales | Tvl-Meals | 78.000 |
| 3/9/2019 SENA,JENNIFER | BA-CVB Convention Group Sales | Tvl-Oth Allowbl Incidntl Csts | 29.150 |
| 3/11/2019 TRIMBLE,FRED | BA-CVB Convention Group Sales | Tvl-Hotels | 235.040 |
| 3/11/2019 TRIMBLE,FRED | BA-CVB Convention Group Sales | Tvl-Mileage | 17.400 |
| 3/11/2019 TRIMBLE,FRED | BA-CVB Convention Group Sales | Tvl-Meals | 94.000 |
| 3/11/2019 TRIMBLE,FRED | BA-CVB Convention Group Sales | Tvl-Oth Allowbl Incidntl Csts | 90.550 |
| 4/5/2019 TRIMBLE,FRED | BA-CVB Convention Group Sales | Tvl-Oth Allowbl Incidntl Csts | 112.000 |
| 3/20/2019 KARA,ELIZABETH | BA-CVB Convention Group Sales | Tvl-Meals | 89.000 |
| 3/20/2019 KARA,ELIZABETH | BA-CVB Convention Group Sales | Tvl-Oth Allowbl Incidntl Csts | 40.000 |
| 4/16/2019 SIMON,EDMUND | BA-CVB Convention Group Sales | Tvl-Airfare | 4.090 |
| 4/16/2019 SIMON,EDMUND | BA-CVB Convention Group Sales | Tvl-Meals | 84.000 |
| 4/16/2019 SIMON,EDMUND | BA-CVB Convention Group Sales | Tvl-Oth Allowbl Incidntl Csts | 50.000 |
| 3/20/2019 KARA,ELIZABETH | BA-CVB Convention Group Sales | Tvl-Meals | 94.000 |
| 3/20/2019 KARA,ELIZABETH | BA-CVB Convention Group Sales | Tvl-Oth Allowbl Incidntl Csts | 30.000 |
| 4/17/2019 POUHEY,MICHAEL | BA-CVB Convention Group Sales | Tvl-Mileage | 17.400 |
| 4/17/2019 POUHEY,MICHAEL | BA-CVB Convention Group Sales | Tvl-Meals | 108.000 |
| 4/17/2019 POUHEY,MICHAEL | BA-CVB Convention Group Sales | Tvl-Oth Allowbl Incidntl Csts | 40.000 |
| 3/20/2019 KARA,ELIZABETH | BA-CVB Convention Group Sales | Comm Svcs-Landline Svcs | 86.900 |
| 3/20/2019 KARA,ELIZABETH | BA-CVB Convention Group Sales | Comm Svcs-Landline Svcs | 86.900 |
| 5/17/2019 POUHEY,MICHAEL | BA-CVB Convention Group Sales | Tvl-Meals | 37.000 |
| 5/17/2019 POUHEY,MICHAEL | BA-CVB Convention Group Sales | Tvl-Oth Allowbl Incidntl Csts | 20.000 |
| 5/15/2019 SIMON,EDMUND | BA-CVB Convention Group Sales | Tvl-Mileage | 25.520 |
| 5/15/2019 SIMON,EDMUND | BA-CVB Convention Group Sales | Tvl-Meals | 45.000 |
| 5/15/2019 SIMON,EDMUND | BA-CVB Convention Group Sales | Tvl-Oth Allowbl Incidntl Csts | 20.000 |

| | | | |
|---------------------------|-------------------------------|-------------------------------|---------|
| 4/5/2019 TRIMBLE,FRED | BA-CVB Convention Group Sales | Tvl-Oth Allowbl Incidntl Csts | 101.120 |
| 4/11/2019 TRIMBLE,FRED | BA-CVB Convention Group Sales | Tvl-Mileage | 17.400 |
| 4/11/2019 TRIMBLE,FRED | BA-CVB Convention Group Sales | Tvl-Meals | 33.000 |
| 4/11/2019 TRIMBLE,FRED | BA-CVB Convention Group Sales | Tvl-Oth Allowbl Incidntl Csts | 75.000 |
| 5/2/2019 KARA,ELIZABETH | BA-CVB Convention Group Sales | Tvl-Meals | 19.000 |
| 5/2/2019 KARA,ELIZABETH | BA-CVB Convention Group Sales | Tvl-Oth Allowbl Incidntl Csts | 10.000 |
| 4/11/2019 KARA,ELIZABETH | BA-CVB Convention Group Sales | Tvl-Meals | 49.000 |
| 4/11/2019 KARA,ELIZABETH | BA-CVB Convention Group Sales | Tvl-Oth Allowbl Incidntl Csts | 39.880 |
| 4/12/2019 GLADSTONE,ELENA | BA-CVB Convention Group Sales | Tvl-Meals | 107.000 |
| 4/12/2019 GLADSTONE,ELENA | BA-CVB Convention Group Sales | Tvl-Oth Allowbl Incidntl Csts | 40.000 |
| 4/10/2019 VILLARD,GILBERT | BA-CVB Convention Group Sales | Tvl-Mileage | 29.000 |
| 4/10/2019 VILLARD,GILBERT | BA-CVB Convention Group Sales | Tvl-Meals | 155.000 |
| 4/18/2019 JAMES,DION | BA-CVB Convention Group Sales | Tvl-Mileage | 30.160 |
| 4/18/2019 JAMES,DION | BA-CVB Convention Group Sales | Tvl-Meals | 44.000 |
| 4/12/2019 JAMES,DION | BA-CVB Convention Group Sales | Tvl-Mileage | 30.160 |
| 4/12/2019 JAMES,DION | BA-CVB Convention Group Sales | Tvl-Meals | 33.000 |
| 4/18/2019 VILLARD,GILBERT | BA-CVB Convention Group Sales | Tvl-Mileage | 29.000 |
| 4/18/2019 VILLARD,GILBERT | BA-CVB Convention Group Sales | Tvl-Meals | 173.000 |
| 4/29/2019 JAMES,DION | BA-CVB Convention Group Sales | Tvl-Mileage | 30.160 |
| 4/29/2019 JAMES,DION | BA-CVB Convention Group Sales | Tvl-Meals | 61.000 |
| 5/15/2019 SIMON,EDMUND | BA-CVB Convention Group Sales | Tvl-Meals | 179.000 |
| 5/15/2019 SIMON,EDMUND | BA-CVB Convention Group Sales | Tvl-Oth Allowbl Incidntl Csts | 100.000 |
| 5/10/2019 TRIMBLE,FRED | BA-CVB Convention Group Sales | Tvl-Hotels | 14.000 |
| 5/10/2019 TRIMBLE,FRED | BA-CVB Convention Group Sales | Tvl-Mileage | 46.400 |
| 5/10/2019 TRIMBLE,FRED | BA-CVB Convention Group Sales | Tvl-Meals | 36.000 |
| 5/30/2019 JAMES,DION | BA-CVB Convention Group Sales | Tvl-Local Mileage Reimb | 494.160 |
| 5/15/2019 SIMON,EDMUND | BA-CVB Convention Group Sales | Tvl-Mileage | 5.800 |
| 5/15/2019 SIMON,EDMUND | BA-CVB Convention Group Sales | Tvl-Meals | 122.000 |
| 5/15/2019 SIMON,EDMUND | BA-CVB Convention Group Sales | Tvl-Oth Allowbl Incidntl Csts | 30.000 |
| 5/30/2019 SIMON,EDMUND | BA-CVB Convention Group Sales | Tvl-Meals | 86.000 |
| 5/30/2019 SIMON,EDMUND | BA-CVB Convention Group Sales | Tvl-Oth Allowbl Incidntl Csts | 78.480 |
| 5/30/2019 JAMES,DION | BA-CVB Convention Group Sales | Tvl-Local Mileage Reimb | 245.920 |

198314.530

| | | | |
|------------------------|------------------|-------------------------------|---------|
| 2/27/2019 RITTER,STACY | BA-CVB Executive | Tvl-Oth Allowbl Incidntl Csts | 35.920 |
| 3/21/2019 RITTER,STACY | BA-CVB Executive | Tvl-Meals | 350.000 |
| 3/21/2019 RITTER,STACY | BA-CVB Executive | Tvl-Oth Allowbl Incidntl Csts | 128.870 |
| 4/23/2019 RITTER,STACY | BA-CVB Executive | Tvl-Meals | 244.000 |
| 5/16/2019 RITTER,STACY | BA-CVB Executive | Tvl-Meals | 167.000 |
| 5/16/2019 RITTER,STACY | BA-CVB Executive | Tvl-Oth Allowbl Incidntl Csts | 54.150 |
| 4/29/2019 RITTER,STACY | BA-CVB Executive | Tvl-Oth Allowbl Incidntl Csts | 12.000 |
| 5/20/2019 RITTER,STACY | BA-CVB Executive | Tvl-Meals | 176.000 |

| | | | | | |
|-----------|--------------------------|--------------------------------|------------------|-------------------------------|-------------------|
| 5/20/2019 | RITTER,STACY | | BA-CVB Executive | Tvl-Oth Allowbl Incidntl Csts | 75.000 |
| | | | | | 1242.940 |
| 3/5/2019 | LAUDERDALE AIR SHOW, LLC | 31767 | BA-CVB Film | Prmtl Act-Promotnl Activities | 62500.000 |
| 3/5/2019 | LAUDERDALE AIR SHOW, LLC | 31769 | BA-CVB Film | Prmtl Act-Promotnl Activities | 62500.000 |
| 2/28/2019 | WELLS FARGO BANK NA | Fees for Parking on Las Olas B | BA-CVB Film | Tvl-Oth Allowbl Incidntl Csts | 6.000 |
| 3/31/2019 | WELLS FARGO BANK NA | Travel | BA-CVB Film | Tvl-Airfare | 580.600 |
| 3/31/2019 | WELLS FARGO BANK NA | Travel | BA-CVB Film | Tvl-Conference Registration | 1395.000 |
| 4/30/2019 | WELLS FARGO BANK NA | Travel - Baggage Claim/Check-I | BA-CVB Film | Tvl-Airfare | 60.000 |
| 4/30/2019 | WELLS FARGO BANK NA | Travel - Bottled Waters | BA-CVB Film | Tvl-Oth Allowbl Incidntl Csts | 14.000 |
| 4/30/2019 | WELLS FARGO BANK NA | Travel - Hotel Stay during Tou | BA-CVB Film | Tvl-Hotels | 1880.960 |
| 4/30/2019 | WELLS FARGO BANK NA | Travel - Meal during Travel | BA-CVB Film | Tvl-Meals | 39.800 |
| 4/30/2019 | WELLS FARGO BANK NA | Travel - On-flight Meal during | BA-CVB Film | Tvl-Meals | 17.000 |
| 4/30/2019 | WELLS FARGO BANK NA | Travel - Taxi/Transportation | BA-CVB Film | Tvl-Oth Allowbl Incidntl Csts | 238.030 |
| 5/24/2019 | STEVENSON,NOELLE | | BA-CVB Film | Tvl-Meals | 24.680 |
| | | | | | 129256.070 |
| 2/11/2019 | DIVERSITY TOURISM GMBH | 31296 | BA-CVB LGBT | Prmtl Act-Promotnl Activities | 745.280 |
| 2/28/2019 | WELLS FARGO BANK NA | Travel - Airfare - EZE | BA-CVB LGBT | Tvl-Airfare | 2385.030 |
| 2/28/2019 | WELLS FARGO BANK NA | Travel - Airfare - IGLTA | BA-CVB LGBT | Tvl-Airfare | 456.600 |
| 2/28/2019 | WELLS FARGO BANK NA | Travel - Airfare - PSP | BA-CVB LGBT | Tvl-Airfare | 614.000 |
| 2/28/2019 | WELLS FARGO BANK NA | Travel - Airfare - WTTC | BA-CVB LGBT | Tvl-Hotels | 1215.260 |
| 3/31/2019 | WELLS FARGO BANK NA | Travel - Airfare Upgrade - ITB | BA-CVB LGBT | Tvl-Airfare | 700.000 |
| 3/31/2019 | WELLS FARGO BANK NA | Travel - CMI | BA-CVB LGBT | Tvl-Airfare | 406.600 |
| 3/31/2019 | WELLS FARGO BANK NA | Travel - Duplicate charge | BA-CVB LGBT | Tvl-Airfare | 700.000 |
| 3/31/2019 | WELLS FARGO BANK NA | Travel - ITB | BA-CVB LGBT | Tvl-Hotels | 1237.270 |
| 3/31/2019 | WELLS FARGO BANK NA | Travel - currency conversion | BA-CVB LGBT | Tvl-Hotels | 12.370 |
| 3/31/2019 | WELLS FARGO BANK NA | Travel - taxi in Palm Springs | BA-CVB LGBT | Tvl-Oth Allowbl Incidntl Csts | 14.800 |
| 4/30/2019 | WELLS FARGO BANK NA | Travel - IGLTA | BA-CVB LGBT | Tvl-Airfare | 314.990 |
| 4/30/2019 | WELLS FARGO BANK NA | Travel - IGLTA | BA-CVB LGBT | Tvl-Hotels | 1340.520 |
| 4/30/2019 | WELLS FARGO BANK NA | Travel - IGLTA | BA-CVB LGBT | Tvl-Oth Allowbl Incidntl Csts | 158.500 |
| 4/30/2019 | WELLS FARGO BANK NA | Travel - WTTC | BA-CVB LGBT | Tvl-Oth Allowbl Incidntl Csts | 22.500 |
| 4/30/2019 | WELLS FARGO BANK NA | Travel - currency conversion | BA-CVB LGBT | Tvl-Oth Allowbl Incidntl Csts | 0.230 |
| 2/19/2019 | RITTER,STACY | | BA-CVB LGBT | Tvl-Hotels | 330.250 |
| 2/19/2019 | RITTER,STACY | | BA-CVB LGBT | Tvl-Meals | 34.000 |
| 2/20/2019 | GRAY,RICHARD | | BA-CVB LGBT | Tvl-Meals | 232.000 |
| 2/20/2019 | GRAY,RICHARD | | BA-CVB LGBT | Tvl-Oth Allowbl Incidntl Csts | 40.000 |
| 2/6/2019 | GRAY,RICHARD | | BA-CVB LGBT | Tvl-Oth Allowbl Incidntl Csts | 29.000 |
| 3/27/2019 | RITTER,STACY | | BA-CVB LGBT | Tvl-Meals | 91.000 |

| | | | | |
|------------------------|--|-------------|-------------------------------|---------|
| 3/11/2019 GRAY,RICHARD | | BA-CVB LGBT | Tvl-Oth Allowbl Incidntl Csts | 5.000 |
| 3/21/2019 GRAY,RICHARD | | BA-CVB LGBT | Tvl-Meals | 190.000 |
| 3/21/2019 GRAY,RICHARD | | BA-CVB LGBT | Tvl-Oth Allowbl Incidntl Csts | 132.000 |
| 5/9/2019 GRAY,RICHARD | | BA-CVB LGBT | Tvl-Meals | 112.000 |
| 5/9/2019 GRAY,RICHARD | | BA-CVB LGBT | Tvl-Oth Allowbl Incidntl Csts | 50.000 |
| 5/28/2019 GRAY,RICHARD | | BA-CVB LGBT | Tvl-Meals | 168.000 |
| 5/28/2019 GRAY,RICHARD | | BA-CVB LGBT | Tvl-Oth Allowbl Incidntl Csts | 85.000 |
| 5/30/2019 GRAY,RICHARD | | BA-CVB LGBT | Tvl-Local Mileage Reimb | 37.120 |

11859.320

| | | | | |
|---------------------------------|--------------------------------|--------------------------|-------------------------------|----------|
| 2/28/2019 WELLS FARGO BANK NA | Promotional supplies | BA-CVB MarketingComm SCS | Prmtl Act-Demonstration Sup | 3173.210 |
| 2/28/2019 WELLS FARGO BANK NA | Promotional supplies - duplica | BA-CVB MarketingComm SCS | Prmtl Act-Demonstration Sup | 173.210 |
| 2/28/2019 WELLS FARGO BANK NA | Travel - Airfare - TA #5020 | BA-CVB MarketingComm SCS | Tvl-Airfare | 169.600 |
| 2/28/2019 WELLS FARGO BANK NA | Travel - Hotel - TA #4850 | BA-CVB MarketingComm SCS | Tvl-Hotels | 416.120 |
| 2/28/2019 WELLS FARGO BANK NA | Travel- Taxi - TA #4850 | BA-CVB MarketingComm SCS | Tvl-Oth Allowbl Incidntl Csts | 18.950 |
| 3/28/2019 AAA FLAG & BANNER MFG | 32457 | BA-CVB MarketingComm SCS | Prmtl Act-Demonstration Sup | 8514.000 |
| 3/31/2019 WELLS FARGO BANK NA | Travel - TA #5020 | BA-CVB MarketingComm SCS | Tvl-Hotels | 468.960 |
| 3/31/2019 WELLS FARGO BANK NA | media book for Ivonne | BA-CVB MarketingComm SCS | Prmtl Act-Promotnl Activities | 26.250 |
| 3/31/2019 WELLS FARGO BANK NA | Registration | BA-CVB MarketingComm SCS | Tvl-Conference Registration | 1000.000 |
| 4/30/2019 WELLS FARGO BANK NA | Promotional | BA-CVB MarketingComm SCS | Prmtl Act-Demonstration Sup | 870.000 |
| 4/30/2019 WELLS FARGO BANK NA | TA#5399 | BA-CVB MarketingComm SCS | Tvl-Airfare | 685.980 |
| 4/30/2019 WELLS FARGO BANK NA | Registration | BA-CVB MarketingComm SCS | Tvl-Airfare | 1424.250 |
| 2/13/2019 CANTER,KIMBERLY | | BA-CVB MarketingComm SCS | Tvl-Meals | 161.000 |
| 2/13/2019 CANTER,KIMBERLY | | BA-CVB MarketingComm SCS | Tvl-Oth Allowbl Incidntl Csts | 81.770 |
| 3/8/2019 MACMILLAN,IVONNE | | BA-CVB MarketingComm SCS | Tvl-Local Mileage Reimb | 27.840 |
| 3/15/2019 CANTER,KIMBERLY | | BA-CVB MarketingComm SCS | Tvl-Meals | 132.000 |
| 3/15/2019 CANTER,KIMBERLY | | BA-CVB MarketingComm SCS | Tvl-Oth Allowbl Incidntl Csts | 90.450 |
| 5/31/2019 CANTER,KIMBERLY | | BA-CVB MarketingComm SCS | Tvl-Local Mileage Reimb | 18.540 |
| 5/31/2019 MACMILLAN,IVONNE | | BA-CVB MarketingComm SCS | Tvl-Oth Allowbl Incidntl Csts | 3.000 |
| 5/31/2019 MACMILLAN,IVONNE | | BA-CVB MarketingComm SCS | Tvl-Local Mileage Reimb | 96.280 |
| 5/31/2019 MACMILLAN,IVONNE | | BA-CVB MarketingComm SCS | Tvl-Local Mileage Reimb | 7.540 |

17558.950

| | | | | |
|--|---------------|----------------------|-------------------------------|-----------|
| 2/26/2019 SOUTH BEACH LADY | 31631 | BA-CVB Multicultural | Prmtl Act-Promotnl Activities | 32975.200 |
| 2/28/2019 WELLS FARGO BANK NA | Entertainment | BA-CVB Multicultural | Prmtl Act-Promotnl Activities | 4100.000 |
| 2/28/2019 WELLS FARGO BANK NA | Travel | BA-CVB Multicultural | Tvl-Oth Allowbl Incidntl Csts | 61.800 |
| 2/28/2019 WELLS FARGO BANK NA | Travel | BA-CVB Multicultural | Prmtl Act-Promotnl Activities | 344.000 |
| 3/26/2019 LIFEWAY CHRISTIAN RESOURCES OF THE | 32367 | BA-CVB Multicultural | Prmtl Act-Promotnl Activities | 822.000 |
| 3/28/2019 WORLD VISION, INC. | 32419 | BA-CVB Multicultural | Prmtl Act-Promotnl Activities | 3280.000 |

| | | | | | |
|-----------|---------------------------|--------------------------------|----------------------|-------------------------------|----------|
| 3/31/2019 | WELLS FARGO BANK NA | Travel (Connect-Accommodation) | BA-CVB Multicultural | Tvl-Hotels | 634.500 |
| 3/31/2019 | WELLS FARGO BANK NA | Travel (Connect-Airport parkin | BA-CVB Multicultural | Tvl-Oth Allowbl Incidntl Csts | 60.000 |
| 3/31/2019 | WELLS FARGO BANK NA | Destination Preview (JITG-Park | BA-CVB Multicultural | Tvl-Oth Allowbl Incidntl Csts | 0.000 |
| 3/31/2019 | WELLS FARGO BANK NA | Office Supplies | BA-CVB Multicultural | Prmtl Act-Promotnl Activities | 84.990 |
| 3/31/2019 | WELLS FARGO BANK NA | Travel (COMTO-Accommdation) | BA-CVB Multicultural | Tvl-Hotels | 859.830 |
| 3/31/2019 | WELLS FARGO BANK NA | Travel (COMTO-Airline Ticket) | BA-CVB Multicultural | Tvl-Airfare | 681.710 |
| 3/31/2019 | WELLS FARGO BANK NA | Travel (COMTO-Airport Parking) | BA-CVB Multicultural | Tvl-Oth Allowbl Incidntl Csts | 33.000 |
| 3/31/2019 | WELLS FARGO BANK NA | Travel (COMTO-Taxi) | BA-CVB Multicultural | Tvl-Oth Allowbl Incidntl Csts | 55.130 |
| 5/8/2019 | DIPLOMAT HOTEL LESSEE LLC | 33349 | BA-CVB Multicultural | Prmtl Act-Promotnl Activities | 6390.070 |
| 4/30/2019 | WELLS FARGO BANK NA | Guided Tour | BA-CVB Multicultural | Tvl-Conference Registration | 55.000 |
| 4/30/2019 | WELLS FARGO BANK NA | Exhibit Set-up | BA-CVB Multicultural | Prmtl Act-Demonstration Sup | 2370.000 |
| 4/30/2019 | WELLS FARGO BANK NA | Posters | BA-CVB Multicultural | Prmtl Act-Demonstration Sup | 680.320 |
| 2/5/2019 | LOPEZ,ANGELLA | | BA-CVB Multicultural | Tvl-Meals | 103.000 |
| 2/5/2019 | LOPEZ,ANGELLA | | BA-CVB Multicultural | Prmtl Act-Promotnl Activities | 12.000 |
| 2/21/2019 | LOPEZ,ANGELLA | | BA-CVB Multicultural | Tvl-Meals | 76.000 |
| 2/21/2019 | LOPEZ,ANGELLA | | BA-CVB Multicultural | Tvl-Oth Allowbl Incidntl Csts | 10.000 |
| 2/21/2019 | LOPEZ,ANGELLA | | BA-CVB Multicultural | Tvl-Oth Allowbl Incidntl Csts | 14.000 |
| 2/21/2019 | LOPEZ,ANGELLA | | BA-CVB Multicultural | Tvl-Local Mileage Reimb | 109.120 |
| 4/3/2019 | TUCKER,ALBERT | | BA-CVB Multicultural | Tvl-Mileage | 35.380 |
| 4/3/2019 | TUCKER,ALBERT | | BA-CVB Multicultural | Tvl-Meals | 112.000 |
| 4/3/2019 | TUCKER,ALBERT | | BA-CVB Multicultural | Tvl-Oth Allowbl Incidntl Csts | 23.210 |
| 4/23/2019 | LOPEZ,ANGELLA | | BA-CVB Multicultural | Tvl-Meals | 89.000 |
| 4/23/2019 | LOPEZ,ANGELLA | | BA-CVB Multicultural | Tvl-Oth Allowbl Incidntl Csts | 40.000 |
| 4/16/2019 | TUCKER,ALBERT | | BA-CVB Multicultural | Tvl-Mileage | 35.380 |
| 4/16/2019 | TUCKER,ALBERT | | BA-CVB Multicultural | Tvl-Meals | 142.000 |
| 4/16/2019 | TUCKER,ALBERT | | BA-CVB Multicultural | Tvl-Oth Allowbl Incidntl Csts | 20.000 |

54308.640

| | | | | | |
|-----------|-----------------------------------|-------------------------|---------------|-------------------------------|------------|
| 3/11/2019 | NATIONAL SENIOR GAMES ASSOCIATION | 31988 | BA-CVB Sports | Prmtl Act-Promotnl Activities | 56250.000 |
| 3/11/2019 | MIAMI DOLPHINS, LTD. | 31990 | BA-CVB Sports | Prmtl Act-Promotnl Activities | 11708.000 |
| 3/13/2019 | INTERNATIONAL SPORT AND HEALTH | 32065 | BA-CVB Sports | Prmtl Act-Promotnl Activities | 100000.000 |
| 3/15/2019 | LIVE NATION WORLDWIDE, INC. | 31991 | BA-CVB Sports | Prmtl Act-Promotnl Activities | 44131.200 |
| 2/28/2019 | WELLS FARGO BANK NA | Registration | BA-CVB Sports | Tvl-Conference Registration | 55.000 |
| 2/28/2019 | WELLS FARGO BANK NA | Travel - Airline Ticket | BA-CVB Sports | Tvl-Airfare | 129.080 |
| 4/22/2019 | INTERNATIONAL SPORT AND HEALTH | 32950 | BA-CVB Sports | Prmtl Act-Promotnl Activities | 250000.000 |
| 3/31/2019 | WELLS FARGO BANK NA | Travel Airfare | BA-CVB Sports | Tvl-Airfare | 400.600 |
| 3/31/2019 | WELLS FARGO BANK NA | Travel | BA-CVB Sports | Tvl-Airfare | 400.600 |
| 3/31/2019 | WELLS FARGO BANK NA | Travel | BA-CVB Sports | Tvl-Car Rentals | 284.470 |
| 3/31/2019 | WELLS FARGO BANK NA | Travel | BA-CVB Sports | Tvl-Oth Allowbl Incidntl Csts | 27.150 |
| 3/31/2019 | WELLS FARGO BANK NA | Travel - Hotel room | BA-CVB Sports | Tvl-Hotels | 922.760 |
| 3/31/2019 | WELLS FARGO BANK NA | Entertainment | BA-CVB Sports | Prmtl Act-Promotnl Activities | 87.320 |
| 3/31/2019 | WELLS FARGO BANK NA | Parking | BA-CVB Sports | Tvl-Oth Allowbl Incidntl Csts | 40.000 |

| | | | | | |
|-----------|--------------------------------------|-------------------------|---------------|-------------------------------|-------------------|
| 5/14/2019 | INTERNATIONAL SPORT AND HEALTH | 33515 | BA-CVB Sports | Prmtl Act-Promotnl Activities | 75000.000 |
| 5/17/2019 | DARSEH HOLDINGS CORP | 33589 | BA-CVB Sports | Prmtl Act-Promotnl Activities | 9096.000 |
| 4/30/2019 | WELLS FARGO BANK NA | Conference Registration | BA-CVB Sports | Tvl-Conference Registration | 1320.900 |
| 4/30/2019 | WELLS FARGO BANK NA | Travel Airfare | BA-CVB Sports | Tvl-Airfare | 596.000 |
| 4/30/2019 | WELLS FARGO BANK NA | Travel Hotel | BA-CVB Sports | Tvl-Hotels | 306.500 |
| 4/30/2019 | WELLS FARGO BANK NA | Travel Hotel | BA-CVB Sports | Prmtl Act-Promotnl Activities | 194.020 |
| 4/30/2019 | WELLS FARGO BANK NA | Parking | BA-CVB Sports | Tvl-Oth Allowbl Incidntl Csts | 25.000 |
| 4/30/2019 | WELLS FARGO BANK NA | Travel | BA-CVB Sports | Tvl-Hotels | 350.600 |
| 4/30/2019 | WELLS FARGO BANK NA | Travel-Car Rental | BA-CVB Sports | Tvl-Car Rentals | 123.490 |
| 5/23/2019 | FLORIDA SPORTS FOUNDATION INCORPORAT | 33745 | BA-CVB Sports | Prmtl Act-Promotnl Activities | 10000.000 |
| 3/1/2019 | HUDSON,CAROL | | BA-CVB Sports | Tvl-Meals | 245.000 |
| 3/1/2019 | HUDSON,CAROL | | BA-CVB Sports | Tvl-Oth Allowbl Incidntl Csts | 50.000 |
| 4/4/2019 | HUDSON,CAROL | | BA-CVB Sports | Tvl-Meals | 196.000 |
| 4/4/2019 | HUDSON,CAROL | | BA-CVB Sports | Tvl-Oth Allowbl Incidntl Csts | 50.940 |
| 4/29/2019 | FISHER,SASKIA | | BA-CVB Sports | Tvl-Meals | 167.000 |
| 4/29/2019 | FISHER,SASKIA | | BA-CVB Sports | Tvl-Oth Allowbl Incidntl Csts | 75.000 |
| 5/29/2019 | FISHER,SASKIA | | BA-CVB Sports | Tvl-Meals | 191.000 |
| 5/29/2019 | FISHER,SASKIA | | BA-CVB Sports | Tvl-Oth Allowbl Incidntl Csts | 89.000 |
| 5/31/2019 | PRITCHETT,ROBERT | | BA-CVB Sports | Tvl-Local Mileage Reimb | 93.380 |
| | | | | | 562606.010 |

| | | | | | |
|-----------|---------------------|--------------------------------|--------------------------------|-------------------------------|-----------|
| 2/11/2019 | WINTERFEST, INC. | 31357 | BA-CVB Strategic Client Servic | Prmtl Act-Promotnl Activities | 15000.000 |
| 2/28/2019 | WELLS FARGO BANK NA | Promotional Activity - band pe | BA-CVB Strategic Client Servic | Prmtl Act-Promotnl Activities | 1450.000 |
| 2/28/2019 | WELLS FARGO BANK NA | Travel - airport parking | BA-CVB Strategic Client Servic | Tvl-Oth Allowbl Incidntl Csts | 45.000 |
| 2/28/2019 | WELLS FARGO BANK NA | Travel - taxi from Newark airp | BA-CVB Strategic Client Servic | Tvl-Oth Allowbl Incidntl Csts | 61.320 |
| 2/28/2019 | WELLS FARGO BANK NA | Travel - taxi to airport in NJ | BA-CVB Strategic Client Servic | Tvl-Oth Allowbl Incidntl Csts | 79.000 |
| 2/28/2019 | WELLS FARGO BANK NA | cancelled staff dinner | BA-CVB Strategic Client Servic | Tvl-Educational Course Fee | -300.000 |
| 2/28/2019 | WELLS FARGO BANK NA | hotel charges/box handling | BA-CVB Strategic Client Servic | Prmtl Act-Promotnl Activities | 358.550 |
| 2/28/2019 | WELLS FARGO BANK NA | parking fee | BA-CVB Strategic Client Servic | Tvl-Oth Allowbl Incidntl Csts | 1.250 |
| 2/28/2019 | WELLS FARGO BANK NA | Registration Fee | BA-CVB Strategic Client Servic | Tvl-Conference Registration | 80.000 |
| 3/31/2019 | WELLS FARGO BANK NA | Entertainment - Airport Transf | BA-CVB Strategic Client Servic | Prmtl Act-Promotnl Activities | 2205.000 |
| 3/31/2019 | WELLS FARGO BANK NA | 27810690 | BA-CVB Strategic Client Servic | Tvl-Conference Registration | 350.000 |
| 3/31/2019 | WELLS FARGO BANK NA | AMERICAN AIR | BA-CVB Strategic Client Servic | Tvl-Airfare | 474.600 |
| 4/30/2019 | WELLS FARGO BANK NA | Parking during FAMS | BA-CVB Strategic Client Servic | Tvl-Oth Allowbl Incidntl Csts | 11.250 |
| 4/30/2019 | WELLS FARGO BANK NA | Self Parking | BA-CVB Strategic Client Servic | Tvl-Oth Allowbl Incidntl Csts | 32.100 |
| 4/30/2019 | WELLS FARGO BANK NA | Travel - Airline | BA-CVB Strategic Client Servic | Tvl-Airfare | 538.590 |
| 3/27/2019 | SEGAL,ANNA | | BA-CVB Strategic Client Servic | Tvl-Meals | 126.000 |
| 3/27/2019 | SEGAL,ANNA | | BA-CVB Strategic Client Servic | Tvl-Oth Allowbl Incidntl Csts | 22.750 |
| 5/9/2019 | SEGAL,ANNA | | BA-CVB Strategic Client Servic | Tvl-Local Mileage Reimb | 47.560 |
| 5/9/2019 | SEGAL,ANNA | | BA-CVB Strategic Client Servic | Tvl-Oth Allowbl Incidntl Csts | 8.000 |
| 5/9/2019 | SEGAL,ANNA | | BA-CVB Strategic Client Servic | Tvl-Local Mileage Reimb | 17.400 |

| | | | | | |
|-----------|-------------------------------|--------------------------------|----------------------|-------------------------------|-----------|
| 2/1/2019 | NORTHSTAR TRAVEL MEDIA LLC | 31136 | BA-CVB Tourism Sales | Tvl-Conference Registration | 4900.000 |
| 2/28/2019 | SCHULTZ VILLE TURISMO LTDA ME | | BA-CVB Tourism Sales | Tvl-Conference Registration | 7500.000 |
| 2/28/2019 | WELLS FARGO BANK NA | 4R810Y | BA-CVB Tourism Sales | Tvl-Oth Allowbl Incidntl Csts | 13.180 |
| 2/28/2019 | WELLS FARGO BANK NA | Registration - Event | BA-CVB Tourism Sales | Tvl-Conference Registration | 375.000 |
| 2/28/2019 | WELLS FARGO BANK NA | Travel - Airfare | BA-CVB Tourism Sales | Tvl-Airfare | 430.000 |
| 2/28/2019 | WELLS FARGO BANK NA | Travel - Car Rental | BA-CVB Tourism Sales | Tvl-Car Rentals | 127.750 |
| 2/28/2019 | WELLS FARGO BANK NA | Travel - Car rental | BA-CVB Tourism Sales | Tvl-Car Rentals | 81.750 |
| 2/28/2019 | WELLS FARGO BANK NA | Travel - Fuel | BA-CVB Tourism Sales | Tvl-Oth Allowbl Incidntl Csts | 47.290 |
| 2/28/2019 | WELLS FARGO BANK NA | Travel - Fuel/Car rental | BA-CVB Tourism Sales | Tvl-Oth Allowbl Incidntl Csts | 44.240 |
| 2/28/2019 | WELLS FARGO BANK NA | Travel - Hotel | BA-CVB Tourism Sales | Tvl-Hotels | 613.190 |
| 2/28/2019 | WELLS FARGO BANK NA | Travel - Lodging | BA-CVB Tourism Sales | Tvl-Hotels | 861.600 |
| 2/28/2019 | WELLS FARGO BANK NA | Travel - Parking | BA-CVB Tourism Sales | Tvl-Oth Allowbl Incidntl Csts | 50.000 |
| 2/28/2019 | WELLS FARGO BANK NA | Travel - Tolls | BA-CVB Tourism Sales | Tvl-Oth Allowbl Incidntl Csts | 19.180 |
| 2/28/2019 | WELLS FARGO BANK NA | Travel - Gas | BA-CVB Tourism Sales | Tvl-Oth Allowbl Incidntl Csts | 22.620 |
| 2/28/2019 | WELLS FARGO BANK NA | Travel - Luggage Fees | BA-CVB Tourism Sales | Tvl-Airfare | 30.000 |
| 2/28/2019 | WELLS FARGO BANK NA | tradeshow material handling fo | BA-CVB Tourism Sales | Prmtl Act-Demonstration Suç | 213.200 |
| 2/28/2019 | WELLS FARGO BANK NA | Booth Expense | BA-CVB Tourism Sales | Prmtl Act-Demonstration Suç | 234.990 |
| 2/28/2019 | WELLS FARGO BANK NA | Booth Expense (Refund) | BA-CVB Tourism Sales | Prmtl Act-Demonstration Suç | 126.000 |
| 2/28/2019 | WELLS FARGO BANK NA | Travel | BA-CVB Tourism Sales | Tvl-Car Rentals | 143.560 |
| 2/28/2019 | WELLS FARGO BANK NA | Travel | BA-CVB Tourism Sales | Tvl-Hotels | 1157.890 |
| 2/28/2019 | WELLS FARGO BANK NA | Travel | BA-CVB Tourism Sales | Tvl-Oth Allowbl Incidntl Csts | 84.360 |
| 2/28/2019 | WELLS FARGO BANK NA | Travel (gas) | BA-CVB Tourism Sales | Tvl-Oth Allowbl Incidntl Csts | 5.000 |
| 2/28/2019 | WELLS FARGO BANK NA | Registration for Gabe M. | BA-CVB Tourism Sales | Tvl-Conference Registration | 7295.000 |
| 2/28/2019 | WELLS FARGO BANK NA | Registration for Ivonne M. | BA-CVB Tourism Sales | Tvl-Conference Registration | 1475.000 |
| 4/1/2019 | VISIT FLORIDA | 32505 | BA-CVB Tourism Sales | Prmtl Act-Promotnl Activities | 2269.800 |
| 4/18/2019 | VISIT FLORIDA | 32913 | BA-CVB Tourism Sales | Prmtl Act-Demonstration Suç | 15985.000 |
| 3/31/2019 | WELLS FARGO BANK NA | Booth supplies | BA-CVB Tourism Sales | Prmtl Act-Demonstration Suç | 1500.000 |
| 3/31/2019 | WELLS FARGO BANK NA | DUPLICATE | BA-CVB Tourism Sales | Tvl-Hotels | 1004.500 |
| 3/31/2019 | WELLS FARGO BANK NA | DUPLICATE | BA-CVB Tourism Sales | Tvl-Oth Allowbl Incidntl Csts | 10.050 |
| 3/31/2019 | WELLS FARGO BANK NA | Shipping - Conf collateral | BA-CVB Tourism Sales | Prmtl Act-Demonstration Suç | 748.470 |
| 3/31/2019 | WELLS FARGO BANK NA | Travel - Airfare | BA-CVB Tourism Sales | Tvl-Airfare | 842.180 |
| 3/31/2019 | WELLS FARGO BANK NA | Travel - Hotel | BA-CVB Tourism Sales | Tvl-Hotels | 1465.780 |
| 3/31/2019 | WELLS FARGO BANK NA | Travel - Lodging | BA-CVB Tourism Sales | Tvl-Hotels | 1004.500 |
| 3/31/2019 | WELLS FARGO BANK NA | Travel - Roadshow | BA-CVB Tourism Sales | Tvl-Conference Registration | 1500.000 |
| 3/31/2019 | WELLS FARGO BANK NA | Travel - Tolls | BA-CVB Tourism Sales | Tvl-Oth Allowbl Incidntl Csts | 1.200 |
| 3/31/2019 | WELLS FARGO BANK NA | Travel - Transaction Fee | BA-CVB Tourism Sales | Tvl-Oth Allowbl Incidntl Csts | 25.760 |
| 3/31/2019 | WELLS FARGO BANK NA | entertainment | BA-CVB Tourism Sales | Tvl-Oth Allowbl Incidntl Csts | 5.000 |
| 3/31/2019 | WELLS FARGO BANK NA | registration | BA-CVB Tourism Sales | Prmtl Act-Promotnl Activities | 35.000 |
| 3/31/2019 | WELLS FARGO BANK NA | travel | BA-CVB Tourism Sales | Tvl-Airfare | 30.000 |
| 3/31/2019 | WELLS FARGO BANK NA | travel | BA-CVB Tourism Sales | Tvl-Car Rentals | 201.210 |
| 3/31/2019 | WELLS FARGO BANK NA | travel | BA-CVB Tourism Sales | Tvl-Hotels | 598.720 |

| | | | | | |
|-----------|----------------------------------|---------------------------|----------------------|-------------------------------|----------|
| 3/31/2019 | WELLS FARGO BANK NA | travel | BA-CVB Tourism Sales | Tvl-Oth Allowbl Incidntl Csts | 13.000 |
| 3/31/2019 | WELLS FARGO BANK NA | Parking - Local | BA-CVB Tourism Sales | Tvl-Oth Allowbl Incidntl Csts | 10.000 |
| 3/31/2019 | WELLS FARGO BANK NA | Registration | BA-CVB Tourism Sales | Tvl-Conference Registration | 399.000 |
| 3/31/2019 | WELLS FARGO BANK NA | Travel | BA-CVB Tourism Sales | Tvl-Airfare | 268.300 |
| 3/31/2019 | WELLS FARGO BANK NA | Travel | BA-CVB Tourism Sales | Tvl-Car Rentals | 25.990 |
| 3/31/2019 | WELLS FARGO BANK NA | Travel | BA-CVB Tourism Sales | Tvl-Hotels | 291.000 |
| 3/31/2019 | WELLS FARGO BANK NA | Travel | BA-CVB Tourism Sales | Tvl-Oth Allowbl Incidntl Csts | 21.960 |
| 3/31/2019 | WELLS FARGO BANK NA | Travel - Booth | BA-CVB Tourism Sales | Prmtl Act-Demonstration Sup | 1122.730 |
| 3/31/2019 | WELLS FARGO BANK NA | Travel - Booth Shipping | BA-CVB Tourism Sales | Prmtl Act-Demonstration Sup | 950.000 |
| 3/31/2019 | WELLS FARGO BANK NA | Travel - airfare | BA-CVB Tourism Sales | Tvl-Airfare | 193.980 |
| 3/31/2019 | WELLS FARGO BANK NA | Travel - car renta | BA-CVB Tourism Sales | Tvl-Car Rentals | 142.760 |
| 3/31/2019 | WELLS FARGO BANK NA | Travel - car rental | BA-CVB Tourism Sales | Tvl-Car Rentals | 0.000 |
| 3/31/2019 | WELLS FARGO BANK NA | Travel - fuel | BA-CVB Tourism Sales | Tvl-Car Rentals | 41.490 |
| 3/31/2019 | WELLS FARGO BANK NA | Travel - hotel | BA-CVB Tourism Sales | Tvl-Hotels | 496.410 |
| 5/15/2019 | VISIT USA COMMITTEE GERMANY e.V. | 33514 | BA-CVB Tourism Sales | Prmtl Act-Promotnl Activities | 1900.000 |
| 4/30/2019 | WELLS FARGO BANK NA | Conference - Registration | BA-CVB Tourism Sales | Tvl-Conference Registration | 1475.000 |
| 4/30/2019 | WELLS FARGO BANK NA | Travel - Airfare | BA-CVB Tourism Sales | Tvl-Airfare | 75.010 |
| 4/30/2019 | WELLS FARGO BANK NA | Travel - Currency Fee | BA-CVB Tourism Sales | Tvl-Oth Allowbl Incidntl Csts | 4.750 |
| 4/30/2019 | WELLS FARGO BANK NA | Travel - Lodging | BA-CVB Tourism Sales | Tvl-Hotels | 433.400 |
| 4/30/2019 | WELLS FARGO BANK NA | Travel - Taxi | BA-CVB Tourism Sales | Tvl-Oth Allowbl Incidntl Csts | 41.650 |
| 4/30/2019 | WELLS FARGO BANK NA | Travel - Airline | BA-CVB Tourism Sales | Tvl-Airfare | 428.290 |
| 4/30/2019 | WELLS FARGO BANK NA | Travel - Registration | BA-CVB Tourism Sales | Tvl-Conference Registration | 350.000 |
| 4/30/2019 | WELLS FARGO BANK NA | Booth | BA-CVB Tourism Sales | Prmtl Act-Demonstration Sup | 829.250 |
| 4/30/2019 | WELLS FARGO BANK NA | Travel | BA-CVB Tourism Sales | Tvl-Oth Allowbl Incidntl Csts | 32.000 |
| 4/30/2019 | WELLS FARGO BANK NA | Travel - Airfare | BA-CVB Tourism Sales | Tvl-Airfare | 437.000 |
| 4/30/2019 | WELLS FARGO BANK NA | Travel-Airfare | BA-CVB Tourism Sales | Tvl-Airfare | 391.960 |
| 2/25/2019 | MARTINEZ,GABRIEL | | BA-CVB Tourism Sales | Tvl-Meals | 56.000 |
| 2/25/2019 | MARTINEZ,GABRIEL | | BA-CVB Tourism Sales | Tvl-Oth Allowbl Incidntl Csts | 40.000 |
| 2/25/2019 | MARTINEZ,GABRIEL | | BA-CVB Tourism Sales | Tvl-Meals | 168.000 |
| 2/25/2019 | MARTINEZ,GABRIEL | | BA-CVB Tourism Sales | Tvl-Oth Allowbl Incidntl Csts | 50.000 |
| 2/13/2019 | RUBIO,GONZALO | | BA-CVB Tourism Sales | Tvl-Meals | 254.000 |
| 2/13/2019 | RUBIO,GONZALO | | BA-CVB Tourism Sales | Tvl-Oth Allowbl Incidntl Csts | 226.810 |
| 3/4/2019 | RUBIO,GONZALO | | BA-CVB Tourism Sales | Tvl-Meals | 182.000 |
| 3/4/2019 | RUBIO,GONZALO | | BA-CVB Tourism Sales | Tvl-Oth Allowbl Incidntl Csts | 298.050 |
| 3/8/2019 | FLIPPEN,JUSTIN | | BA-CVB Tourism Sales | Tvl-Meals | 330.000 |
| 3/8/2019 | FLIPPEN,JUSTIN | | BA-CVB Tourism Sales | Tvl-Oth Allowbl Incidntl Csts | 50.000 |
| 3/13/2019 | RUBIO,GONZALO | | BA-CVB Tourism Sales | Tvl-Meals | 127.000 |
| 3/13/2019 | RUBIO,GONZALO | | BA-CVB Tourism Sales | Tvl-Oth Allowbl Incidntl Csts | 62.170 |
| 3/29/2019 | MARTINEZ,GABRIEL | | BA-CVB Tourism Sales | Tvl-Car Rentals | 41.660 |
| 3/29/2019 | MARTINEZ,GABRIEL | | BA-CVB Tourism Sales | Tvl-Meals | 394.000 |
| 3/29/2019 | MARTINEZ,GABRIEL | | BA-CVB Tourism Sales | Tvl-Oth Allowbl Incidntl Csts | 193.140 |
| 3/12/2019 | MARTINEZ,GABRIEL | | BA-CVB Tourism Sales | Tvl-Meals | 60.000 |
| 3/12/2019 | MARTINEZ,GABRIEL | | BA-CVB Tourism Sales | Tvl-Oth Allowbl Incidntl Csts | 40.000 |
| 3/12/2019 | MARTINEZ,GABRIEL | | BA-CVB Tourism Sales | Tvl-Airfare | 4191.600 |
| 3/12/2019 | MARTINEZ,GABRIEL | | BA-CVB Tourism Sales | Tvl-Meals | 374.000 |

| | | | |
|----------------------------|----------------------|-------------------------------|---------|
| 3/12/2019 MARTINEZ,GABRIEL | BA-CVB Tourism Sales | Tvl-Oth Allowbl Incidntl Csts | 311.940 |
| 4/1/2019 RUBIO,GONZALO | BA-CVB Tourism Sales | Tvl-Meals | 222.000 |
| 4/1/2019 RUBIO,GONZALO | BA-CVB Tourism Sales | Tvl-Oth Allowbl Incidntl Csts | 145.380 |
| 4/10/2019 MARTINEZ,GABRIEL | BA-CVB Tourism Sales | Tvl-Meals | 282.000 |
| 4/10/2019 MARTINEZ,GABRIEL | BA-CVB Tourism Sales | Tvl-Oth Allowbl Incidntl Csts | 275.900 |

71828.550

| | | | | |
|---------------------------------------|--------------------------------|--------------------------------|-------------------------------|------------|
| 2/1/2019 IVY TOWER 101 PROPERTY, LLC | IVY TOWER CUST #T0006507 | BA-GFL Convention-Visitors Bur | Rntl-Lsg- Rental Office-Bldgs | 21206.460 |
| 2/1/2019 IVY TOWER 101 PROPERTY, LLC | IVY TOWER CUST OPER EX | BA-GFL Convention-Visitors Bur | Rntl-Lsg- Rental Office-Bldgs | 15915.580 |
| 2/1/2019 LANIER PARKING SOLUTIONS | LANIER PARKING ACCOUNT #688163 | BA-GFL Convention-Visitors Bur | Rntl-Lsg- Rental Office-Bldgs | 2787.620 |
| 2/20/2019 AT&T CORP | ATT REGIONAL SUMMARY BILL | BA-GFL Convention-Visitors Bur | Comm Svcs-Landline Svcs | 76.920 |
| 2/20/2019 AT&T CORP | ATT REGIONAL SUMMARY BILL | BA-GFL Convention-Visitors Bur | Comm Svcs-Landline Svcs | 97.470 |
| 2/27/2019 IVY TOWER 101 PROPERTY, LLC | IVY TOWER CUST #T0006507 | BA-GFL Convention-Visitors Bur | Rntl-Lsg- Rental Office-Bldgs | 21206.460 |
| 2/27/2019 IVY TOWER 101 PROPERTY, LLC | IVY TOWER CUST OPER EX | BA-GFL Convention-Visitors Bur | Rntl-Lsg- Rental Office-Bldgs | 15915.580 |
| 2/27/2019 LANIER PARKING SOLUTIONS | LANIER PARKING ACCOUNT #688163 | BA-GFL Convention-Visitors Bur | Rntl-Lsg- Rental Office-Bldgs | 3218.050 |
| 3/7/2019 AT&T CORP | ATT REGIONAL SUMMARY BILL | BA-GFL Convention-Visitors Bur | Comm Svcs-Landline Svcs | 93.520 |
| 3/19/2019 TRP MARKETING LLC | 32073 | BA-GFL Convention-Visitors Bur | Tvl-Airfare | 6135.000 |
| 3/20/2019 COMMUNITY MARKETING, INC. | 32081 | BA-GFL Convention-Visitors Bur | Tvl-Conference Registration | 5500.000 |
| 3/20/2019 IVY TOWER 101 PROPERTY, LLC | IVY TOWER CUST #T0006507 | BA-GFL Convention-Visitors Bur | Rntl-Lsg- Rental Office-Bldgs | 21206.460 |
| 3/20/2019 IVY TOWER 101 PROPERTY, LLC | IVY TOWER CUST OPER EX | BA-GFL Convention-Visitors Bur | Rntl-Lsg- Rental Office-Bldgs | 15915.580 |
| 3/20/2019 LANIER PARKING SOLUTIONS | LANIER PARKING ACCOUNT #688163 | BA-GFL Convention-Visitors Bur | Rntl-Lsg- Rental Office-Bldgs | 2782.190 |
| 2/28/2019 WELLS FARGO BANK NA | Photography | BA-GFL Convention-Visitors Bur | Prmtl Act-Advertising | 672.000 |
| 2/28/2019 WELLS FARGO BANK NA | Travel CEO Summit Ashville NC | BA-GFL Convention-Visitors Bur | Tvl-Airfare | 1295.000 |
| 2/28/2019 WELLS FARGO BANK NA | Travel Conversion Fee Spain | BA-GFL Convention-Visitors Bur | Tvl-Airfare | 1.230 |
| 2/28/2019 WELLS FARGO BANK NA | Travel Tallahassee Florida FAD | BA-GFL Convention-Visitors Bur | Tvl-Airfare | 55.000 |
| 2/28/2019 WELLS FARGO BANK NA | Travel for Spain | BA-GFL Convention-Visitors Bur | Tvl-Airfare | 10.750 |
| 2/28/2019 WELLS FARGO BANK NA | Travel hotel Spain | BA-GFL Convention-Visitors Bur | Tvl-Airfare | 122.840 |
| 2/28/2019 WELLS FARGO BANK NA | Travel to London | BA-GFL Convention-Visitors Bur | Tvl-Airfare | 7667.860 |
| 2/28/2019 WELLS FARGO BANK NA | Travel to Palm Springs CA Medi | BA-GFL Convention-Visitors Bur | Tvl-Airfare | 826.980 |
| 2/28/2019 WELLS FARGO BANK NA | Travel to Tall Fl for FADMO | BA-GFL Convention-Visitors Bur | Tvl-Airfare | 745.600 |
| 2/28/2019 WELLS FARGO BANK NA | Travel to Wash DC | BA-GFL Convention-Visitors Bur | Tvl-Airfare | 1350.540 |
| 2/28/2019 WELLS FARGO BANK NA | Travel to Wash DC for Dest Cap | BA-GFL Convention-Visitors Bur | Tvl-Airfare | 446.080 |
| 2/28/2019 WELLS FARGO BANK NA | Travel-HOTEL FOR SPAIN | BA-GFL Convention-Visitors Bur | Tvl-Airfare | 1074.560 |
| 2/28/2019 WELLS FARGO BANK NA | Valet Parking FLL Airport For | BA-GFL Convention-Visitors Bur | Tvl-Airfare | 125.000 |
| 2/28/2019 WELLS FARGO BANK NA | Registration | BA-GFL Convention-Visitors Bur | Tvl-Conference Registration | 4900.000 |
| 2/28/2019 WELLS FARGO BANK NA | Storage | BA-GFL Convention-Visitors Bur | Rntl-Lsg- Rental Office-Bldgs | 3600.000 |
| 2/28/2019 WELLS FARGO BANK NA | 1612631E93377DFF6F787D245 | BA-GFL Convention-Visitors Bur | Prmtl Act-Advertising | 325.000 |
| 2/28/2019 WELLS FARGO BANK NA | 171535B8B79C94E97A59D40E3 | BA-GFL Convention-Visitors Bur | Prmtl Act-Advertising | 250.000 |
| 2/28/2019 WELLS FARGO BANK NA | 69786949 | BA-GFL Convention-Visitors Bur | Prmtl Act-Advertising | 325.000 |
| 3/25/2019 AT&T CORP | ATT REGIONAL SUMMARY BILL | BA-GFL Convention-Visitors Bur | Comm Svcs-Landline Svcs | 77.930 |
| 3/28/2019 CONNECT | 32418 | BA-GFL Convention-Visitors Bur | Tvl-Conference Registration | 25000.000 |
| 4/3/2019 SIMPLEVIEW, LLC | 32554 | BA-GFL Convention-Visitors Bur | Prmtl Act-Promotnl Activities | 159308.750 |

| | | | | | |
|-----------|-----------------------------|--------------------------------|--------------------------------|-------------------------------|-----------|
| 4/17/2019 | AT&T CORP | ATT REGIONAL SUMMARY BILL | BA-GFL Convention-Visitors Bur | Comm Svcs-Landline Svcs | 98.150 |
| 3/31/2019 | WELLS FARGO BANK NA | Photography | BA-GFL Convention-Visitors Bur | Prmtl Act-Advertising | 396.000 |
| 3/31/2019 | WELLS FARGO BANK NA | Photography -Duplicate | BA-GFL Convention-Visitors Bur | Prmtl Act-Advertising | 396.000 |
| 3/31/2019 | WELLS FARGO BANK NA | Professional Services Educatio | BA-GFL Convention-Visitors Bur | Tvl-Airfare | 1966.500 |
| 3/31/2019 | WELLS FARGO BANK NA | Travel - Duplicate Charge | BA-GFL Convention-Visitors Bur | Tvl-Airfare | 459.370 |
| 3/31/2019 | WELLS FARGO BANK NA | Travel - Duplicate charge | BA-GFL Convention-Visitors Bur | Tvl-Airfare | 153.300 |
| 3/31/2019 | WELLS FARGO BANK NA | Travel - Germany | BA-GFL Convention-Visitors Bur | Tvl-Airfare | 10.760 |
| 3/31/2019 | WELLS FARGO BANK NA | Travel - Palm Springs | BA-GFL Convention-Visitors Bur | Tvl-Airfare | 967.930 |
| 3/31/2019 | WELLS FARGO BANK NA | Travel - Palm Springs CA | BA-GFL Convention-Visitors Bur | Tvl-Airfare | 153.300 |
| 3/31/2019 | WELLS FARGO BANK NA | Travel - Spain | BA-GFL Convention-Visitors Bur | Tvl-Airfare | 33.980 |
| 3/31/2019 | WELLS FARGO BANK NA | Travel Germany Conversion Fee | BA-GFL Convention-Visitors Bur | Tvl-Airfare | 0.480 |
| 3/31/2019 | WELLS FARGO BANK NA | Travel Germany Conversion Fees | BA-GFL Convention-Visitors Bur | Tvl-Airfare | 12.370 |
| 3/31/2019 | WELLS FARGO BANK NA | Travel Germany Hotel | BA-GFL Convention-Visitors Bur | Tvl-Airfare | 1237.270 |
| 3/31/2019 | WELLS FARGO BANK NA | Travel New York City | BA-GFL Convention-Visitors Bur | Tvl-Airfare | 475.600 |
| 3/31/2019 | WELLS FARGO BANK NA | Travel- Palm Springs CA | BA-GFL Convention-Visitors Bur | Tvl-Airfare | 459.370 |
| 3/31/2019 | WELLS FARGO BANK NA | Travel---Palm Springs CA | BA-GFL Convention-Visitors Bur | Tvl-Airfare | 19.300 |
| 3/31/2019 | WELLS FARGO BANK NA | Travel-Asheville, NC | BA-GFL Convention-Visitors Bur | Tvl-Airfare | 251.980 |
| 3/31/2019 | WELLS FARGO BANK NA | Travel-Duplicate Charge | BA-GFL Convention-Visitors Bur | Tvl-Airfare | 10.760 |
| 3/31/2019 | WELLS FARGO BANK NA | Travel-Palm Springs | BA-GFL Convention-Visitors Bur | Tvl-Airfare | 21.780 |
| 3/31/2019 | WELLS FARGO BANK NA | Travel-Spain | BA-GFL Convention-Visitors Bur | Tvl-Airfare | 0.180 |
| 3/31/2019 | WELLS FARGO BANK NA | USTA Membership/Sponsorship Du | BA-GFL Convention-Visitors Bur | Tvl-Airfare | 0.000 |
| 3/31/2019 | WELLS FARGO BANK NA | USTA Membershp/sponsorship | BA-GFL Convention-Visitors Bur | Tvl-Airfare | 5500.000 |
| 3/31/2019 | WELLS FARGO BANK NA | Ipad data service | BA-GFL Convention-Visitors Bur | Comm Svcs-Wireless-Cellular | 46.330 |
| 3/31/2019 | WELLS FARGO BANK NA | Ipad wireless service | BA-GFL Convention-Visitors Bur | Comm Svcs-Wireless-Cellular | 46.330 |
| 3/31/2019 | WELLS FARGO BANK NA | Registration for Candace H. | BA-GFL Convention-Visitors Bur | Tvl-Conference Registration | 825.000 |
| 3/31/2019 | WELLS FARGO BANK NA | storage rental | BA-GFL Convention-Visitors Bur | Rntl-Lsg- Rental Office-Bldgs | 1800.000 |
| 3/31/2019 | WELLS FARGO BANK NA | wireless service | BA-GFL Convention-Visitors Bur | Comm Svcs-Wireless-Cellular | 3316.870 |
| 3/31/2019 | WELLS FARGO BANK NA | Hector Prado Activation for To | BA-GFL Convention-Visitors Bur | Prmtl Act-Promotnl Activities | 3480.000 |
| 4/25/2019 | AT&T CORP | ATT REGIONAL SUMMARY BILL | BA-GFL Convention-Visitors Bur | Comm Svcs-Landline Svcs | 77.490 |
| 5/1/2019 | IVY TOWER 101 PROPERTY, LLC | 2018 CAM REC | BA-GFL Convention-Visitors Bur | Rntl-Lsg- Rental Office-Bldgs | 1066.030 |
| 5/1/2019 | IVY TOWER 101 PROPERTY, LLC | IVY TOWER CUST #T0006507 | BA-GFL Convention-Visitors Bur | Rntl-Lsg- Rental Office-Bldgs | 21206.460 |
| 5/1/2019 | IVY TOWER 101 PROPERTY, LLC | IVY TOWER CUST OPER EX | BA-GFL Convention-Visitors Bur | Rntl-Lsg- Rental Office-Bldgs | 15915.580 |
| 5/1/2019 | LANIER PARKING SOLUTIONS | LANIER PARKING ACCOUNT #688163 | BA-GFL Convention-Visitors Bur | Rntl-Lsg- Rental Office-Bldgs | 3874.420 |
| 5/14/2019 | AT&T CORP | ATT REGIONAL SUMMARY BILL | BA-GFL Convention-Visitors Bur | Comm Svcs-Landline Svcs | 76.820 |
| 4/30/2019 | WELLS FARGO BANK NA | Parking | BA-GFL Convention-Visitors Bur | Tvl-Local Mileage Reimb | 10.000 |
| 4/30/2019 | WELLS FARGO BANK NA | DESTINATION PREVIEW FORT LAUD | BA-GFL Convention-Visitors Bur | Tvl-Airfare | 951.600 |
| 4/30/2019 | WELLS FARGO BANK NA | EDUCATION | BA-GFL Convention-Visitors Bur | Tvl-Airfare | 1966.650 |
| 4/30/2019 | WELLS FARGO BANK NA | TRAVEL- ASHEVILLE NC CEO SUMMI | BA-GFL Convention-Visitors Bur | Tvl-Airfare | 753.010 |
| 4/30/2019 | WELLS FARGO BANK NA | Travel - Asheville NC CEO Summ | BA-GFL Convention-Visitors Bur | Tvl-Airfare | 247.890 |
| 4/30/2019 | WELLS FARGO BANK NA | Travel - ESTO Austin TX | BA-GFL Convention-Visitors Bur | Tvl-Airfare | 1000.000 |
| 4/30/2019 | WELLS FARGO BANK NA | Travel - FADMO | BA-GFL Convention-Visitors Bur | Tvl-Airfare | 540.000 |
| 4/30/2019 | WELLS FARGO BANK NA | Travel - IGLTA NYC, NY | BA-GFL Convention-Visitors Bur | Tvl-Airfare | 27.760 |
| 4/30/2019 | WELLS FARGO BANK NA | Travel - NYC, NY IGLTA | BA-GFL Convention-Visitors Bur | Tvl-Airfare | 94.590 |
| 4/30/2019 | WELLS FARGO BANK NA | Travel - NYC< NY IGLTA | BA-GFL Convention-Visitors Bur | Tvl-Airfare | 29.150 |
| 4/30/2019 | WELLS FARGO BANK NA | Travel - ST LOUIS DI ANNUAL MT | BA-GFL Convention-Visitors Bur | Tvl-Airfare | 1475.000 |

| | | | | | |
|-----------|-----------------------------|--------------------------------|--------------------------------|-------------------------------|-----------|
| 4/30/2019 | WELLS FARGO BANK NA | Travel - STLOUIS DI ANNUAL MTG | BA-GFL Convention-Visitors Bur | Tvl-Airfare | 1095.000 |
| 4/30/2019 | WELLS FARGO BANK NA | Travel - USTA Anaheim, CA | BA-GFL Convention-Visitors Bur | Tvl-Airfare | 2032.160 |
| 4/30/2019 | WELLS FARGO BANK NA | Travel -Asheville NC CEO Summi | BA-GFL Convention-Visitors Bur | Tvl-Airfare | 562.740 |
| 4/30/2019 | WELLS FARGO BANK NA | Travel IGLTA - NYC, NY | BA-GFL Convention-Visitors Bur | Tvl-Airfare | 39.500 |
| 4/30/2019 | WELLS FARGO BANK NA | Travel-IGLTA NYC, NY | BA-GFL Convention-Visitors Bur | Tvl-Airfare | 670.260 |
| 4/30/2019 | WELLS FARGO BANK NA | Travel-Spain | BA-GFL Convention-Visitors Bur | Tvl-Airfare | 20.530 |
| 4/30/2019 | WELLS FARGO BANK NA | Ipad services | BA-GFL Convention-Visitors Bur | Comm Svcs-Wireless-Cellular | 46.330 |
| 4/30/2019 | WELLS FARGO BANK NA | name tags | BA-GFL Convention-Visitors Bur | Prmtl Act-Demonstration Sup | 140.000 |
| 4/30/2019 | WELLS FARGO BANK NA | wireless service | BA-GFL Convention-Visitors Bur | Comm Svcs-Wireless-Cellular | 1304.400 |
| 5/21/2019 | IVY TOWER 101 PROPERTY, LLC | IVY TOWER CUST #T0006507 | BA-GFL Convention-Visitors Bur | Rntl-Lsg- Rental Office-Bldgs | 21206.460 |
| 5/21/2019 | IVY TOWER 101 PROPERTY, LLC | IVY TOWER CUST OPER EX | BA-GFL Convention-Visitors Bur | Rntl-Lsg- Rental Office-Bldgs | 15915.580 |
| 5/21/2019 | LANIER PARKING SOLUTIONS | LANIER PARKING ACCOUNT #688163 | BA-GFL Convention-Visitors Bur | Rntl-Lsg- Rental Office-Bldgs | 3528.460 |
| 5/24/2019 | SHARP MARKETING LLC | Promotional Logo Items for use | BA-GFL Convention-Visitors Bur | Prmtl Act-Demonstration Sup | 5899.380 |
| 2/19/2019 | RITTER,STACY | | BA-GFL Convention-Visitors Bur | Tvl-Meals | 37.000 |
| 2/19/2019 | RITTER,STACY | | BA-GFL Convention-Visitors Bur | Tvl-Oth Allowbl Incidntl Csts | 40.000 |
| 2/25/2019 | MARTINEZ,GABRIEL | | BA-GFL Convention-Visitors Bur | Tvl-Meals | 69.000 |
| 3/27/2019 | RITTER,STACY | | BA-GFL Convention-Visitors Bur | Tvl-Meals | 140.000 |
| 3/5/2019 | JAMES,DION | | BA-GFL Convention-Visitors Bur | Tvl-Mileage | 30.160 |
| 3/5/2019 | JAMES,DION | | BA-GFL Convention-Visitors Bur | Tvl-Meals | 61.000 |
| 3/7/2019 | SENA,JENNIFER | | BA-GFL Convention-Visitors Bur | Tvl-Meals | 28.000 |
| 3/11/2019 | TRIMBLE,FRED | | BA-GFL Convention-Visitors Bur | Tvl-Meals | 28.000 |
| 3/12/2019 | MARTINEZ,GABRIEL | | BA-GFL Convention-Visitors Bur | Tvl-Oth Allowbl Incidntl Csts | 9.560 |
| 2/6/2019 | | Frnt-Postage Cost | BA-GFL Convention-Visitors Bur | Frnt-Postage Cost | 119.390 |
| 3/5/2019 | | Frnt-Postage Cost | BA-GFL Convention-Visitors Bur | Frnt-Postage Cost | 271.600 |
| 3/20/2019 | | Oth Ins-Self Insurance | BA-GFL Convention-Visitors Bur | Oth Ins-Self Insurance | 702.500 |
| 4/10/2019 | | Frnt-Postage Cost | BA-GFL Convention-Visitors Bur | Frnt-Postage Cost | 172.890 |
| 5/14/2019 | | Frnt-Postage Cost | BA-GFL Convention-Visitors Bur | Frnt-Postage Cost | 122.860 |

465981.130