

DOMINANT SEGMENTS



SALT OF THE EARTH

The Salt of the Earth segment is known to house a very loyal and hardworking population. Many are steadily employed in construction and manufacturing. Spending time with family is a top priority. Homeownership is very high and two thirds of households are composed of married couples.



HEARTLAND COMMUNITIES


Heartland Communities possess an older population. Many individuals stick to low-risk investments and daily routines. The population consists of skilled workers and budget-savvy consumers. Many residents own modest family homes built before 1970.



SOUTHERN SATELLITES

Southern Satellite communities consider themselves to be politically conservative. Many enjoy hunting, fishing, and outdoor chores. Primary housing consists of single-family dwellings. Going online from home isn't a priority. Many get their news and media in the form of news papers and radio.

Drive Time	15 Minute Drive	30 Minute Drive	45 Minute Drive
Population 2023	16,904	92,359	353,961
Labor Force	9,146	49,831	191,010
Average HH Income	\$93,919	\$93,079	\$100,962



GREENSBURG, INDIANA 47240

LOCATION

Greensburg is located right in between Indianapolis and Cincinnati, with only an hour drive to each on I-74. Greensburg is also located only 90 minutes from Louisville, KY.

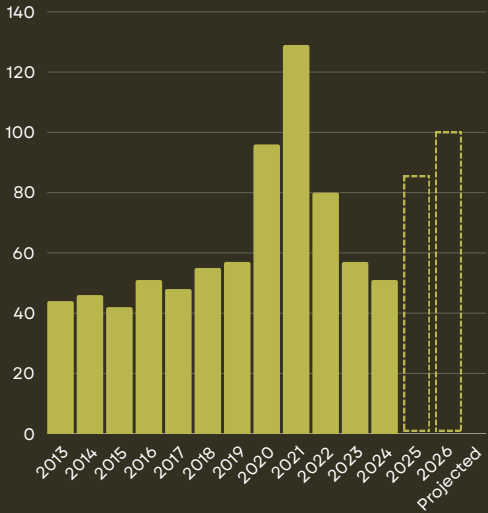
TRAFFIC VOLUME

Roadway	Average Daily Count
I-74	30,000
SR 3	16,600
421	12,000

HOUSEHOLD SPENDING

Shelter	Food & Beverages	Transportation	Utilities	Healthcare
\$13,144	\$9,204	\$11,390	\$4,679	\$5,351

NEW HOUSING PERMITS IN DECATUR COUNTY, IN



Median Household Income
\$69,569

5 Year Median Household Income Increase
27.9%

Median Age
41.1

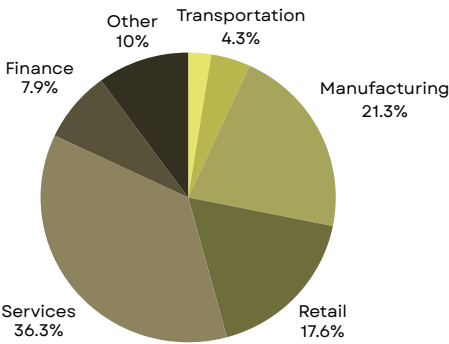
Total Population
22,221

Unemployment
3.2%

TOP EMPLOYERS

Employer	Industry	Employees
Honda Manufacturing	Automotive Manufacturing	3,000
Valeo	Automotive Components	700
Decatur County Memorial Hospital	Healthcare	600
One Solution Logistics	Logistics and Warehousing	700
GECOM	Automotive Components	400
Delta Faucet	Manufacturing	320
RESONAC	Manufacturing	270

TOTAL EMPLOYEES BY MAJOR SIC



CONTACTS





 >2 acres (divisible)  <2 acres

All sites are shovel ready.