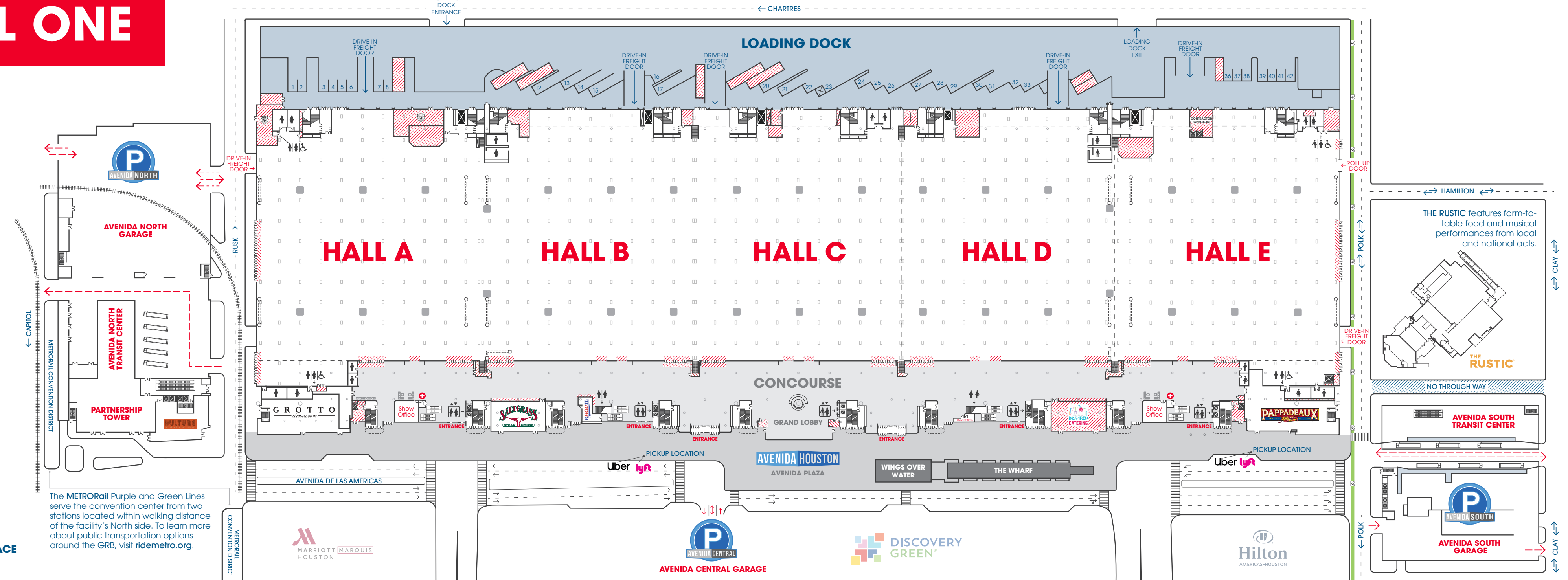


★
GRB
HOUSTON



LEVEL ONE



L1 DIMENSIONS

AREA	USEABLE SQ FT	OVERALL DIMENSIONS FT	CEILING HEIGHT FT
COMBINED HALLS A-E	550,000	1,560 x 429	35
HALL A	114,750	324 x 334	35
HALL B	106,700	307 x 329	35
HALL C	104,400	298 x 329	35
HALL D	106,200	307 x 329	35
HALL E	115,680	324 x 329	35
CONCOURSE	95,000	—	—
AVENIDA PLAZA	99,000	—	—
THE WHARF	5,650	—	—

Note: Overall dimensions reflect length and width at largest points in the space. They do not reflect total useable square feet.

L1 CAPACITIES

EXHIBIT HALLS	10 x 10 BOOTHS	THEATER	ROUNDS OF 8
COMBINED HALLS A-E	2,860	36,000	30,128
HALL A	590	7,500	6,000
HALL B	570	7,000	6,000
HALL C	540	7,000	5,968
HALL D	570	7,000	6,072
HALL E	590	7,500	6,064

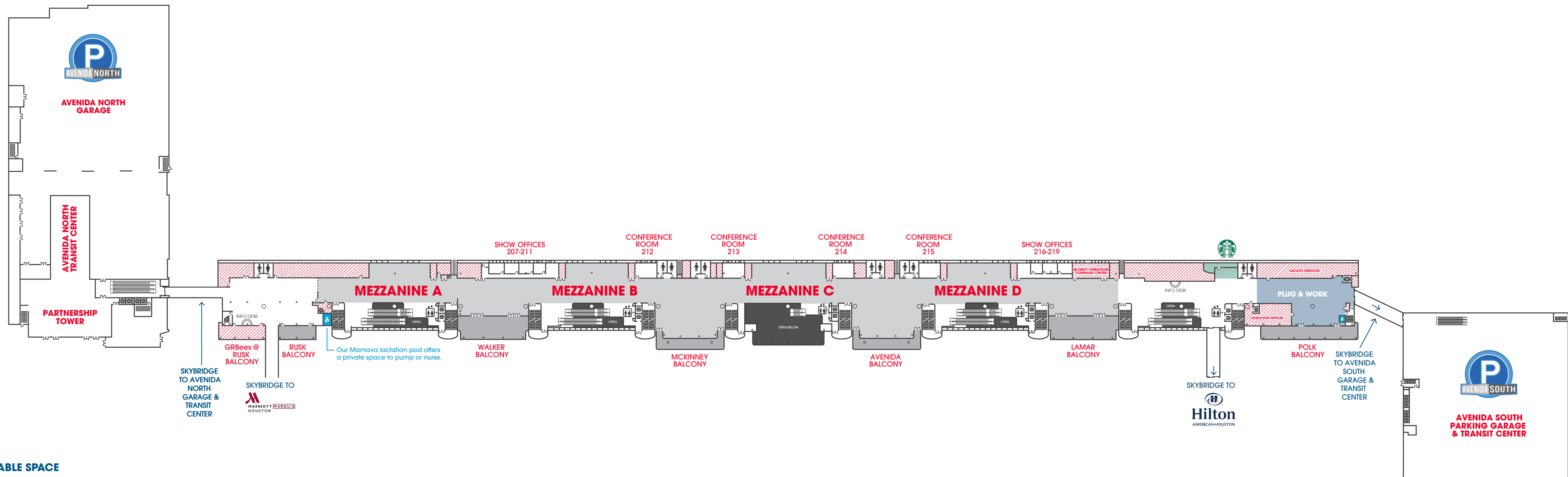
RESTAURANTS	OCCUPANCY	SQ FT
KULTURE	279	4,500
GROTTO	221	7,650
SALTGRASS	144	4,000
PAPPADEAUX	414	8,841
THE WHARF	2,000	16,260

The METRORail Purple and Green Lines serve the convention center from two stations located within walking distance of the facility's North side. To learn more about public transportation options around the GRB, visit ridemetro.org.



NON-LEASEABLE SPACE

LEVEL TWO



NON-LEASABLE SPACE

L2 SQUARE FOOTAGE

AREA	USEABLE SQ. FT.
SHOW OFFICES 207-211	1,480
CONFERENCE ROOMS 212-215	600
SHOW OFFICES 216-219	1,190
MEZZANINE A-D	90,000
POLK BALCONY	1,170
LAMAR BALCONY	3,000
AVENIDA BALCONY	1,500
MCKINNEY BALCONY	1,500
WALKER BALCONY	3,000
RUSK BALCONY	935

L2 CAPACITIES

GARAGE	AVAILABLE SPACES
NORTH AVENIDA	1,840
SOUTH AVENIDA	1,550
CENTRAL AVENIDA	660
TUNDRA	2,470

Please check with your Convention Service Manager for TUNDRA Garage availability.

The **MARSHALLING YARD** is located offsite at Chartres and Ruiz streets, North of the GRB.

For more information on renting the yard, please contact your Convention Services Manager.

LEVEL THREE MEETING ROOM DIMENSIONS

AREA	USEABLE SQ FT	OVERALL DIMENSIONS FT	CEILING HEIGHT FT
310			
ALL SECTIONS	5,850	62 x 93	20
A	1,940	62 x 31	20
B	1,950	62 x 31	20
C	1,960	62 x 31	20
320			
ALL SECTIONS	5,850	62 x 93	20
A	1,940	62 x 31	20
B	1,950	62 x 31	20
C	1,960	62 x 31	20
322			
ALL SECTIONS	2,360	39 x 60	16
A	1,180	39 x 30	16
B	1,180	39 x 30	16
330			
ALL SECTIONS	2,750	44 x 62	16
A	1,370	44 x 31	16
B	1,380	44 x 31	16
332			
ALL SECTIONS	7,580	70 x 107	20
A	1,380	38 x 36	20
B	1,340	38 x 35	20
C	1,370	38 x 36	20
D	1,160	32 x 36	20
E	1,140	32 x 35	20
F	1,400	38 x 36	20
340			
ALL SECTIONS	2,750	44 x 62	16
A	1,370	44 x 31	16
B	1,380	44 x 31	16
342			
ALL SECTIONS	7,220	67 x 108	20
A	1,150	32 x 36	20
B	1,150	32 x 36	20
C	1,370	38 x 36	20
D	1,260	35 x 36	20
E	1,260	35 x 36	20
F	1,370	38 x 36	20

AREA	USEABLE SQ FT	OVERALL DIMENSIONS FT	CEILING HEIGHT FT
350			
A	720	23 x 31	21
B	720	23 x 31	21
C	850	27 x 31	21
SECTIONS DEF	3,570	37 x 93	21
D	1,180	37 x 31	21
E	1,190	37 x 31	21
F	1,240	39 x 31	21
351			
ALL SECTIONS	6,790	77 x 89	21
A	930	35 x 26	21
B	1,260	35 x 36	21
C	1,010	38 x 26	21
D	930	35 x 26	21
E	1,260	35 x 36	21
F	1,010	38 x 26	21
352			
A	1,010	26 x 38	21
B	870	26 x 33	21
C	940	30 x 31	21
SECTIONS DEF	3,900	40 x 98	21
D	1,330	43 x 31	21
E	1,430	39 x 36	21
F	1,350	43 x 31	21
360			
ALL SECTIONS	5,830	62 x 95	21
A	960	31 x 31	21
B	970	31 x 32	21
C	980	31 x 32	21
D	970	31 x 31	21
E	980	31 x 32	21
F	980	31 x 32	21
361			
ALL SECTIONS	6,180	70 x 88	21
A	930	35 x 26	21
B	1,260	35 x 36	21
C	1,010	38 x 26	21
D	930	35 x 26	21
E	1,260	35 x 36	21
F	1,010	38 x 26	21

HARD WALL MEETING ROOMS:

350 A, B, C, 352 A, B, C & 380 A, B, C, D

Note: Overall dimensions reflect length and width at largest points of the space. They do not reflect total useable square feet.

AREA	USEABLE SQ FT	OVERALL DIMENSIONS FT	CEILING HEIGHT FT
362			
ALL SECTIONS	6,580	67 x 98	21
A	1,010	32 x 31	21
B	1,160	32 x 36	21
C	1,210	39 x 31	21
D	1,190	38 x 31	21
E	1,250	35 x 36	21
F	1,210	39 x 31	21
370			
ALL SECTIONS	6,200	66 x 95	21
A	960	31 x 31	21
B	1,090	35 x 32	21
C	1,090	35 x 32	21
D	970	31 x 31	21
E	980	31 x 32	21
F	1,030	32 x 32	21
371			
ALL SECTIONS	6,200	70 x 89	21
A	920	35 x 26	21
B	1,260	35 x 36	21
C	920	35 x 26	21
D	920	35 x 26	21
E	1,260	35 x 36	21
F	920	35 x 26	21
372			
ALL SECTIONS	6,580	67 x 98	21
A	1,000	32 x 31	21
B	1,160	32 x 36	21
C	1,210	39 x 31	21
D	1,070	35 x 31	21
E	1,250	35 x 36	21
F	1,190	38 x 31	21
380			
A	520	17 x 31	21
B	500	17 x 30	21
C	520	17 x 31	21
D	500	17 x 30	21
381			
ALL SECTIONS	3,750	43 x 88	21
A	1,300	49 x 26	21
B	1,560	44 x 36	21
C	1,290	49 x 26	21
382			
ALL SECTIONS	4,610	43 x 108	21
A	1,540	43 x 36	21
B	1,420	39 x 36	21
C	1,760	49 x 36	21

LEVEL THREE MEETING ROOM CAPACITIES

AREA	THEATER	CLASSROOM	ROUNDS OF 8
310			
ALL SECTIONS	644	348	328
A	247	120	120
B	255	132	120
C	246	120	120
320			
ALL SECTIONS	644	348	328
A	247	120	120
B	238	120	120
C	233	120	112
322			
ALL SECTIONS	250	144	112
A	121	68	72
B	109	56	64
330			
ALL SECTIONS	305	152	144
A	144	72	72
B	144	72	72
332			
ALL SECTIONS	700	432	400
A	127	64	64
B	120	64	56
C	124	64	64
D	87	52	48
E	100	60	48
F	124	64	64
340			
ALL SECTIONS	305	152	144
A	144	72	72
B	144	72	72
342			
ALL SECTIONS	700	432	400
A	87	52	48
B	100	64	48
C	124	64	64
D	127	64	64
E	120	64	56
F	124	64	64

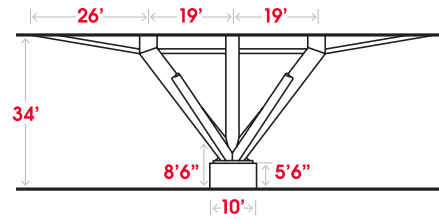
AREA	THEATER	CLASSROOM	ROUNDS OF 8
350			
A	60	36	32
B	71	36	32
C	73	36	32
SECTIONS DEF	442	225	216
D	119	60	64
E	119	60	72
F	123	56	56
351			
ALL SECTIONS	588	360	376
A	86	42	40
B	120	64	48
C	88	42	40
D	86	42	40
E	120	64	48
F	82	42	40
352			
A	90	49	40
B	70	35	32
C	88	46	40
SECTIONS DEF	490	281	224
D	129	60	64
E	140	80	72
F	129	68	64
360			
ALL SECTIONS	616	408	384
A	85	44	48
B	83	52	48
C	86	36	40
D	85	44	48
E	85	36	48
F	82	40	40
361			
ALL SECTIONS	588	360	376
A	86	42	40
B	120	64	48
C	88	42	40
D	86	42	40
E	120	64	48
F	82	42	40
362			
ALL SECTIONS	644	408	400
A	79	52	48
B	100	60	48
C	112	64	64
D	112	52	56
E	120	64	48
F	112	56	56

AREA	THEATER	CLASSROOM	ROUNDS OF 8
370			
ALL SECTIONS	616	408	384
A	85	44	48
B	83	52	48
C	86	36	40
D	85	44	48
E	85	36	48
F	82	40	40
371			
ALL SECTIONS	588	360	376
A	86	42	40
B	120	64	48
C	88	42	40
D	86	42	40
E	120	64	48
F	82	42	40
372			
ALL SECTIONS	644	408	400
A	79	52	48
B	100	60	48
C	112	64	64
D	112	52	64
E	120	64	48
F	112	56	56
380			
A	50	24	24
B	47	24	32
C	50	24	24
D	42	21	24
381			
ALL SECTIONS	390	255	216
A	130	68	64
B	160	96	80
C	126	68	64
382			
ALL SECTIONS	494	244	248
A	164	84	72
B	140	80	72
C	184	104	88

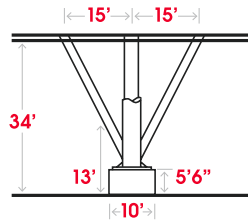
For more information, please visit WWW.GRBHOUSTON.COM

LEVEL ONE

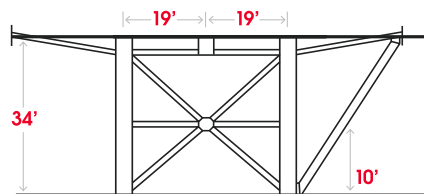
COLUMN DIMENSIONS AND POSITIONS



COLUMN POSITION
FACING SIDES OF BUILDING



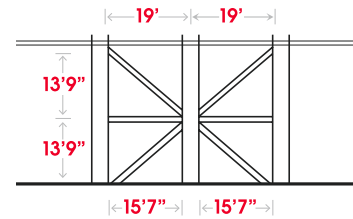
COLUMN POSITION
FACING ENTRANCE OR
REAR FREIGHT DOORS



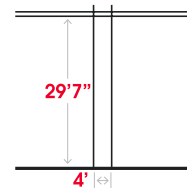
COLUMN POSITION
FACING SIDES OF BUILDING
HALLS A, B, D, E ONLY

LEVEL THREE

COLUMN DIMENSIONS AND POSITIONS



COLUMN POSITION
FACING SIDES OF BUILDING



COLUMN POSITION
FACING ENTRANCE OR
REAR FREIGHT DOORS

LEVEL 1

LOADING DOCK SLIPS	35
FLOOR LOAD LIMIT	1,000 LB/SQ FT

LEVEL 3

LOADING DOCK SLIPS	23
EXHIBIT HALL FLOOR LOAD	400 LB/SQ FT LIMIT
MEETING ROOM FLOOR LOAD	150 LB/SQ FT LIMIT

FREIGHT ACCESS AND ELEVATORS

REFERENCE FOR HEAVY FREIGHT HANDLING

HALL A

5 FREIGHT DOORS

DRIVE-IN DOORS	BACK: 14'H x 19'W SIDE: 25'H x 30'W
FREIGHT ELEVATORS	BACK OF HALL A: 10'H x 10'W x 13'3"D 12,000 LB LOAD LIMIT CONCOURSE A: 10'H x 10'8"W x 10'9" 12,000 LB LOAD LIMIT

HALL B

5 FREIGHT DOORS

DRIVE-IN DOOR	14'H x 24'W
FREIGHT ELEVATORS	BACK OF HALL B: 10'H x 11'8"W x 20'4"D 20,000 LB LOAD LIMIT CONCOURSE B: 10'H x 10'8"W x 10'9" 12,000 LB LOAD LIMIT

HALL C

3 FREIGHT DOORS

DRIVE-IN DOOR	19'H x 30'W
FREIGHT ELEVATOR	BACK OF HALL C: 10'H x 11'8"W x 20'4"D 12,000 LB LOAD LIMIT

HALL D

5 FREIGHT DOORS

DRIVE-IN DOOR	14'H x 24'W
FREIGHT ELEVATORS	BACK OF HALL D: 10'H x 10'W x 13'10"D 12,000 LB LOAD LIMIT CONCOURSE D: 10'H x 10'W x 10'10"D 12,000 LB LOAD LIMIT

HALL E

7 FREIGHT DOORS

DRIVE-IN DOORS	BACK: 14'H x 18'W SIDE: 25'H x 30'W
FREIGHT ELEVATORS	BACK OF HALL E: 10'H x 11'8"W x 19'9"D 20,000 LB LOAD LIMIT CONCOURSE E: 10'H x 10'8"W x 10'9"D 12,000 LB LOAD LIMIT

HALL A3

5 FREIGHT DOORS

DRIVE-IN DOOR	19'H x 24'W
FREIGHT ELEVATORS	BACK OF HALL A3: 10'H x 10'W x 13'3"D 12,000 LB LOAD LIMIT CONCOURSE A3: 10'H x 10'8"W x 10'9" 12,000 LB LOAD LIMIT

HALL B3

5 FREIGHT DOORS

DRIVE-IN DOOR	19'H x 24'W
FREIGHT ELEVATOR	BACK OF HALL B3: 10'H x 11'8"W x 19'9"D 20,000 LB LOAD LIMIT

WELCOME TO AVENIDA HOUSTON

The walkable convention campus is just minutes from two convention center-connected hotels, vibrant urban green space, popular sporting and live entertainment venues, and over twenty restaurants offering a world of flavors.

Looking for a unique location to host an outdoor event? Just outside of the GRB, **Avenida Plaza** is an expansive yet inviting event space with a distinctly-Houston flair. The Plaza's scenic downtown backdrop adds ambiance and charm to receptions, concerts, banquets, networking parties, and other special events. Our talented team will help you create a memorable custom event.

Learn more at AvenidaHouston.com, or contact your Sales or Convention Services Manager.





ABOUT GEORGE R. BROWN CONVENTION CENTER & Houstonfirst.

The George R. Brown Convention Center (GRB) opened in downtown Houston on September 26, 1987. The building's namesake, prominent entrepreneur and philanthropist George Rufus Brown (1898-1983), donated six of the 11 blocks that comprise the original campus footprint. Two major expansions have since transformed the building and surrounding area. In July 2001, a connected 1,200-room convention headquarters hotel was added, along with three exhibit halls and more meeting rooms that grew the GRB to 1.8 million square feet. In December 2016, a second connected 1,000-room hotel was constructed, as was Avenida Plaza, a walkable outdoor event and leisure space that puts visitors at the center of downtown's best dining, entertainment, and sporting venues.

Houston First is a local government corporation (HFC) and the official destination marketing organization for the nation's fourth largest city. In addition to serving as operator for the George R. Brown Convention Center and some of Houston's most prominent art, entertainment, and event venues, HFC is focused on promoting the city's vibrancy and rich tapestry of culture. For more information, visit HoustonFirst.com and VisitHouston.com.

HOUSTON FIRST VENUES



1001 AVENIDA DE LAS AMERICAS, HOUSTON, TEXAS 77010

TOLL FREE: (800) 427-4697 | MAIN: (713) 853-8000 | FAX: (713) 853-8090 | EMAIL: grbinfo@houstonfirst.com

WWW.GRBHOUSTON.COM