


Jesse H. Jones Hall for the Performing Arts

615 Louisiana St
Houston, TX 77002



TECHNICAL INFORMATION

UPDATED
October 2023

TABLE OF CONTENTS

Addresses, Phone Numbers	Page 3
Seating Diagrams	Page 4 - 5
General Information	Page 6
Stage Dimensions	Page 7
Rigging	Page 8 - 10
Sound	Page 11 - 12
Lighting	Page 13 - 14
Additional Equipment	Page 15 - 16

ADDRESSES

Main	615 Louisiana St Houston, TX 77002
Postal	615 Louisiana St, Suite 101 Houston, TX 77002
Stage Door and Loading Docks	Texas St between Louisiana St and Milam St

PHONE NUMBERS

Houston First Building Management

Office	832-487-7050
Fax	832-487-7041

Houston First Event Coordinator

Office	Sarah Rendon
Cell	832-487-7057
Email	832-763-9444 sarah.rendon@houstonfirst.com

Managing Director, Operations

Cell	Robert Eubanks
Email	281-386-9581 reubanks@foundationforjoneshall.org

Technical Director

Cell	Amanda Clayton
Email	610-563-7061 aclayton@foundationforjoneshall.org

Assistant Technical Director

Christina Maley

House Audio

David Hartung

Stage Door / Security

713-238-2384
832-487-7062

IATSE Stagehand Local 51

713-697-3999

Local Telephone Service

800-499-7928

Visit Houston

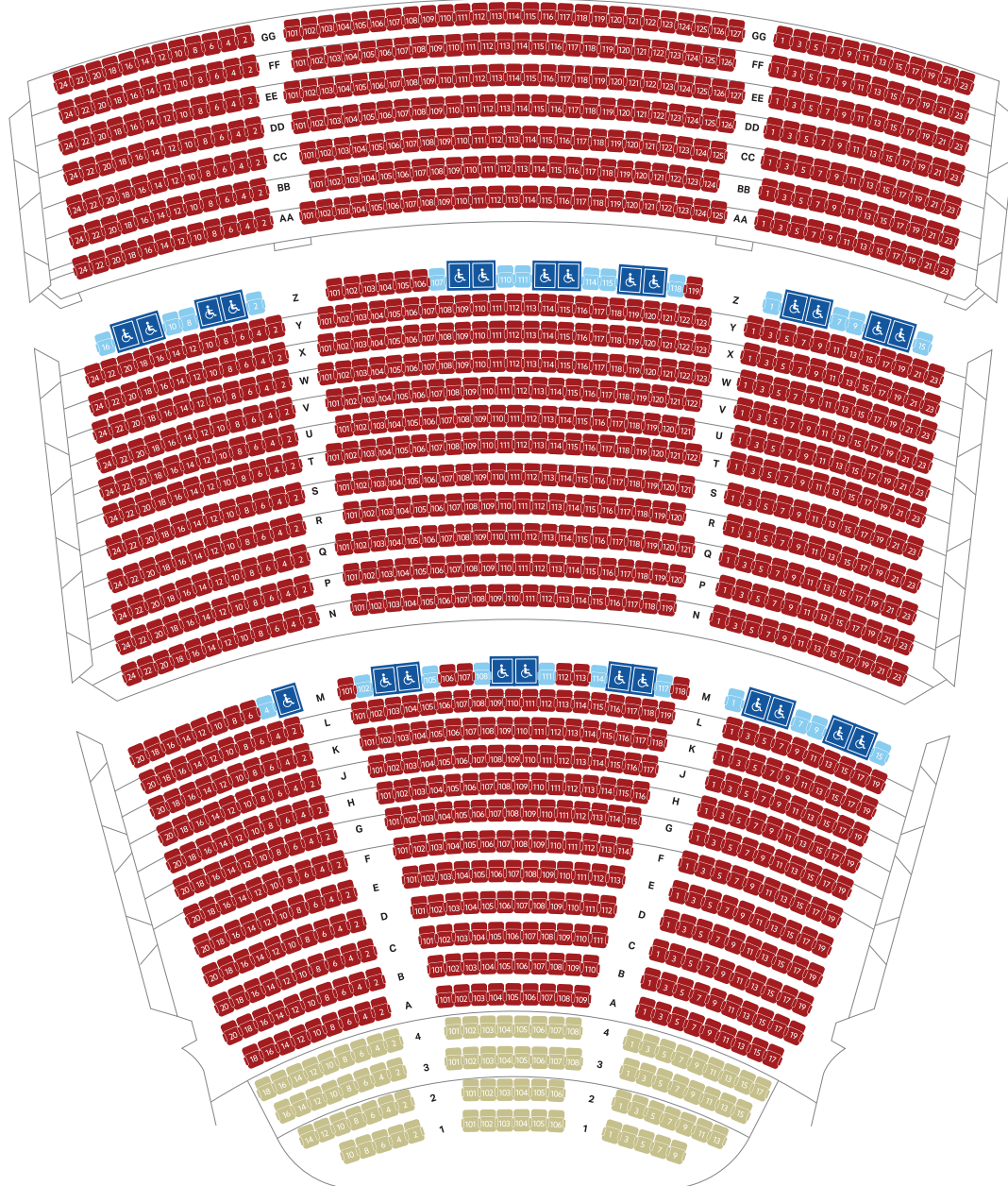
713-437-5200

SEATING DIAGRAMS

SEATING CAPACITY

TOTAL CAPACITY

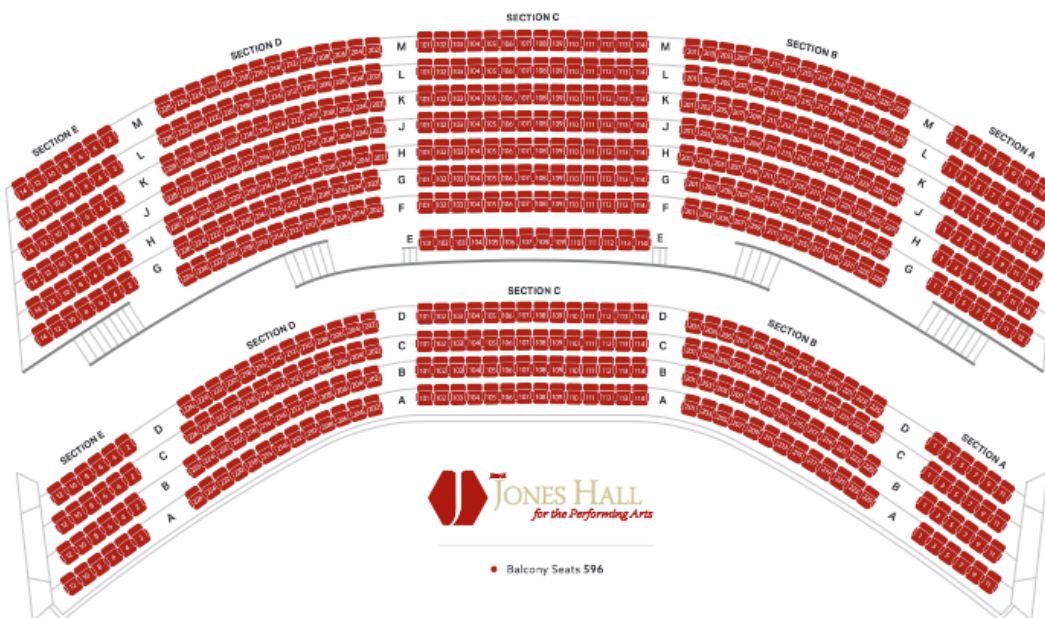
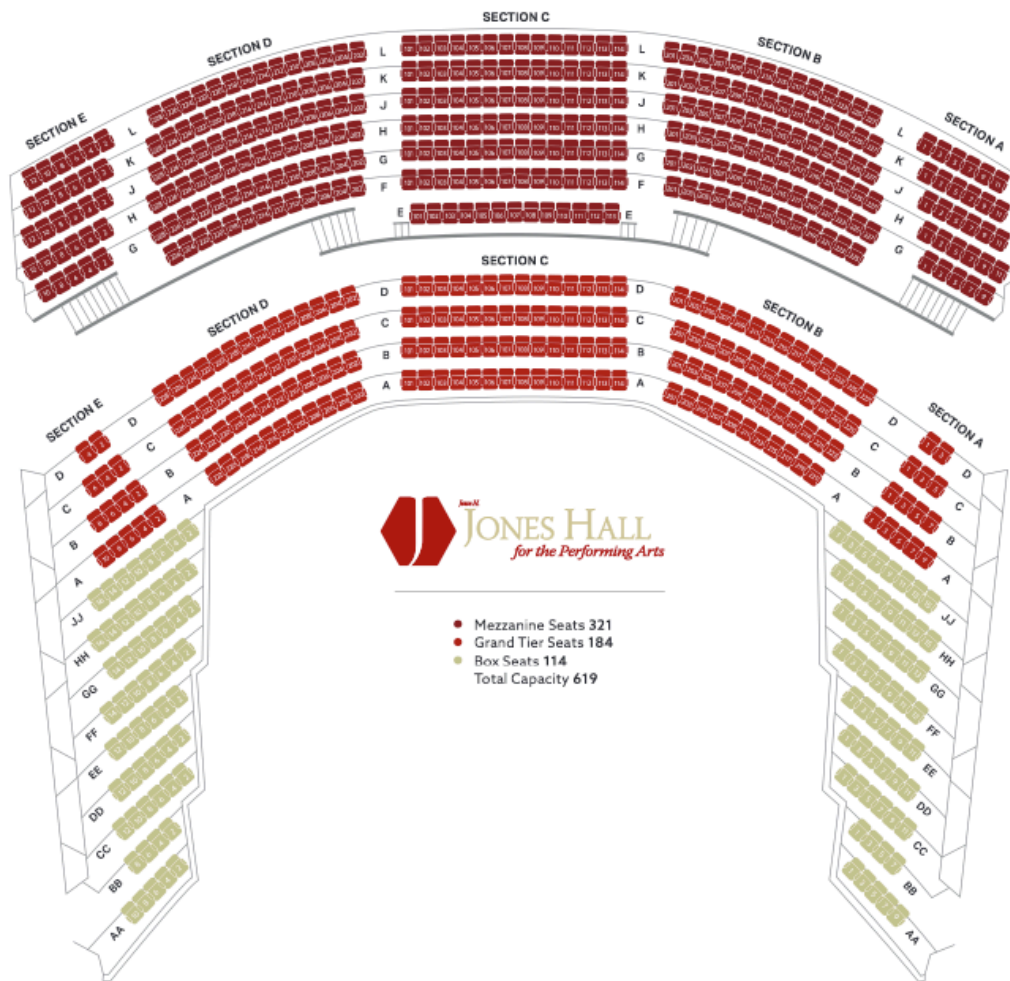
2,591



- Orchestra Seats 1,240
- Pit Seats (Removable) 86
- Wheelchair Accessible Positions 25
- Wheelchair Companion Seats 25

Total Capacity 1376

*Pit seats are **not** available for all performances.



GENERAL INFORMATION

STAGE FLOOR

Maple, stained lighter than the teak walls of the audience chamber.

ORCHESTRA PIT

The orchestra pit is an electric Gala Systems Spiralift, adjustable to 18' below stage. It moves in 2 pieces.

LOADING DOCK

Location	Stage left
Doors	2
Stacking motors	2 - CM Lodestar, single phase, ½ ton, stage left

Door A

Height (from street level)	4'
Door height	14'
Door width	9'-10"

Door B

Height (from street level)	3'-8"
Door height	8'
Door width	9'

Both docks require dock plates. Dock plates are available.

Docks are on the sidewalk and very close to the street. Trucks blocking the sidewalk must move as soon as they are empty. Large semis require permits and the presence of HPD. Permits can be obtained through the Houston First Event Coordinator. Loading and unloading semis that block traffic lanes is prohibited between 7am and 9am on weekdays. **Trucks may be staged prior to load in.** Consult with the Technical Director for staging information.

We do not have a forklift.

BACKSTAGE FREIGHT ELEVATOR

Location	Stage left, with access to all dressing rooms, traps, and rehearsal room
Height	7' 6"
Width	7'
Depth	10'
Door	
Height	7'
Width	5' 6"
Capacity	8,000 lbs

DIMENSIONS

Proscenium

Maximum height	31'
Maximum width	61'
First portal legs can close to a 41' width, and the teaser can come to the deck.	

Stage depth

Plaster line to upstage wall	50'
------------------------------	-----

Center

Center line to stage left wall	59'
Center line to stage right wall	61'

Apron

Plaster line to edge of apron	3' 6" at center
-------------------------------	-----------------

Orchestra pit

Height	Variable in 2 pieces from stage level to 18' below stage
Width	50'
Depth at center	18'
Depth at ends	11'

Unobstructed free height

Free height under grid	82'
Free height stage left wing	33'-3"
Free height stage right wing	32'-6"

RIGGING

STAGE

Fly System

Description	Double purchase counterweight
Quantity	67 linesets at 8" centers with 5 lift lines per set 9 linesets are not usable
Locking rail	Wardrobe level, 32' above stage left deck
Loading bridge and gallery	Accessible from Wardrobe level via a circular stairway
Arbor capacity	550 lb Weight available is 25,900 lbs above pipe weight
Batten length	72'
Batten OD	2 3/8"
Maximum trim	77'
Pin rail	Stage right

Chain Hoists

Description	CM Lodestar, 3 phase, 1 ton
Quantity	16, 6 designated for PA system
Description	CM Lodestar, 3 phase, 1/2 ton
Quantity	4, 2 designated for stacking motors

STAGE DRAPES

Grand Curtain

Description	Gypsy Red velour with 100% fullness
Operation	Guillotines Travels to 45' opening
Control	Manual Guillotines in/out from fly rail and/or stage left deck (requires 2 people) Travels in/out from stage right deck

Soft Goods

Qty	Description	Color	Dimensions
12	Legs, sewn flat	Black	17' W x 38' H
6	Borders, sewn flat	Black	68' W x 20' H
2	Full stage split backdrop, sewn flat	Black	36' W x 38' H
2	Full stage split backdrop, with fullness	Black	37' W x 38' H
1	Scrim	Black	70' W x 29' H
1	Scrim	White	70' W x 30' H
1	Cyc	Natural	70' W x 30' H

LINESET SCHEDULE TEMPLATE

L.S.	Dis	23-24 Season	Notes
	0' - 0"	Plaster Line	
	1' - 6"	House Curtain	
	1' - 11"	Motor Teaser	
	2' - 7 "	Motor Legs	
1	3' - 4"		
2	3' - 8"		
3	4' - 4"		
4	5' - 8"		
5	6' - 4"		
6	7' - 0"		
7	7' - 8"		
8	8' - 4"		
9	9' - 0"		
13	11' - 8"		
14	12' - 4"		
15	13' - 0"		
16	13' - 8"		
17	14' - 4"		
18	15' - 7"		
19	17' - 0"		
20	17' - 8"		
21	18' - 4"		
22	19' - 0"		
23	19' - 8"		
24	20' - 4"		
25	21' - 0"		
26	21' - 6"		
27	22' - 0"		
28	22' - 4"		
29	23' - 0"		
33	25' - 8"		
34	26' - 4"		
35	27' - 5"		
36	28' - 8"		
37	29' - 4"		
38	30' - 0"		
39	30' - 8"		
40	31' - 4"		
41	32' - 0"		
42	32' - 8"		

43	33' - 4"		
44	34' - 0"		
47	36' - 0"		
48	36' - 8"		
49	37' - 4"		
50	38' - 0"		
51	39' - 3"		
52	40' - 4"		
53	41' - 0"		
54	41' - 8"		
55	42' - 4"		
57	43' - 8"		
58	44' - 4"		
59	45' - 0"		
60	45' - 8"		
61	46' - 4"		
62	47' - 0"		
63	47' - 8"		
64	48' - 4"		
65	49' - 0"		
66	49' - 8"		
67	50' - 4"		

Batten OD 2 3/8"

SOUND

MIX POSITION

Located in mezzanine cross aisle

EQUIPMENT

Console

DiGiCo Quantum 338, 128 channels

Microphone Splitter

2 – EMG – 54 Ch. 1-48 Female XLR Inputs each with ground lift switches and 49-54 Male and Female XLR Tie Lines with out ground lift switches, 3 Ramlatch 025 Multi-pin Outputs for Main, Split 1, and Split 2

SPEAKERS

Main System

d&b KSL8 line arrays (flown, 14/side, 4/center)
4 – d&b J subwoofers
16 – d&b 4S loudspeakers (front fill)

Under Mezzanine System

d&b E9 speakers on delay

Balcony Fill System

d&b Qi7 speakers on delay

All d&b speakers are amplified by the appropriate model d&b amplifiers.

All system processing is done by d&b amplifiers and controlled by d&b R1 software.

MONITOR SYSTEM

Console

Yamaha CL5, 56 channels / Yamaha CL1, 48 channels
2 – Rio 3224-02 I/O

Speakers

4 – d&b M4 monitor wedges
8 – d&b monitor wedges
2 – V-G subwoofers
9 – d&b T10s (side fills)

MICROPHONES

Qty	Brand	Model
10	Shure	SM57
20	Shure	SM58
6	Shure	Beta58
4	Shure	Beta87A
14	Shure	KSM137
8	Shure	SM81
1	Shure	Beta52
6	Shure	Beta98
2	Shure	Beta98H
4	Sennheiser	MD421
4	Sennheiser	MD441
4	Sennheiser	E906
3	AKG	C391
6	AKG	C414
3	AKG	C451
1	AKG	D112

3	AKG	C747
4	AKC	C214
5	DPA	4099P
9	Beyerdynamic	M88
5	EV	RE-20
3	ATM	4060
8	Rode	NT5
4	Beyerdynamic	M160

- 5 – Countryman Type 85 Fet director boxes
- 1 – Radial AV2 multimedia DI
- 1 – Switchcraft SC702CT stereo A/V direct box

Wireless microphones

- 2 – Shure AD4Q Axient 4-channel receivers with 10 AD2 handheld transmitters, 4 AD1 belt pack transmitters

COMMUNICATION

Stage right has a paging system for dressing rooms and backstage. Show feed can be sent to dressing rooms from this location.

INTERCOM SYSTEM

Lines to booth, follow spot pods, stage left, and fly rail
 7 – Wireless Clear-Com FreeSpeak headsets, 4 channels
 5 – Portable BOH radios with speaker microphone

LIGHTING

LIGHTING POSITION

Located in mezzanine cross aisle, no seat removal necessary

CONSOLE

ETC Gio @5

OTHER AVAILABLE CONSOLE

ETC Nomad Puck

DIMMER

300 Strand dimmers, 2.4k, dimmer per circuit

CIRCUITS

Cove	24 – 6 dedicated to moving lights
Box booms	12/side
Eyebrows	8/side
Overhead	22 – 6 circuit multi cables, dropped from grid stage right
Deck	16 – 4 circuit floor pockets
Forestage Grid	8
Midstage / Jump	8
Locking / Pin Rail	8/side
Grid Iron	8

INSTRUMENTS

Permanently installed

Qty	Description	Lens
6	Aryton Khamsin TC	
2	ETC Source 4 750w	5°
12	ETC Source 4 750w	10°
12	ETC Source 4 750w	14°
23	ETC Source 4 750w	19°
12	ETC Source 4 750w	19° EDLT
17	ETC Source 4 750w	26°
36	ETC Source 4 750w	36°
37	ETC Source 4 PAR 575w	MFL
57	ET Desire D40X Studio Tungsten	
2	Lycian 1295 ELT 3k Followspot	

Available inventory

Qty	Description	Lens
8	Martin MAC Quantum Wash	
2	Clay Packy Alpha Spot HPE 700	
12	ETC Source 4 LED Series 2 Lustr	36° EDLT
55	ETC Source 4 PAR 575w	MFL
275	ETC Source 4 Bodies	
19	ETC Source 4 Lens	5°
6	ETC Source 4 Lens	10°
3	ETC Source 4 Lens	14°
105	ETC Source 4 Lens	19°
100	ETC Source 4 Lens	26°
75	ETC Source 4 Lens	36°

38	ETC Source 4 Lens	50°
22	Showline SL 520 Bars	
16	Chroma-Q Color Force II 72	

ELECTRICITY

Voltage 208/120V, 3 phase, 60 Hz

Stage right 2 – 400A
1 – 400A, used for house auxiliary dimmers and motor power

Stage left 1 – 200A, isolated for audio

Connectors Cam-Lok Series J, 400A

ADDITIONAL EQUIPMENT

DRESSING ROOMS

The dressing room corridor on stage level connects to stage left. All dressing rooms are equipped with utility outlets, lighted table mirrors, 1 full length mirror, hanging racks, toilets, sinks, and showers.

Dressing Room #	# of People	Level	Other
401	1	Stage	Piano, Wheelchair Accessible
402	1	Stage	
403	1	Stage	
404	1	Stage	Sofa
601	2	Wardrobe	
602	2	Wardrobe	
603	2	Wardrobe	
604	2	Wardrobe	
605	20	Wardrobe	
701	20	Chorus	Wheelchair Accessible
703	20	Chorus	Wheelchair Accessible

MUSICIANS' LOUNGES

There are 2 Musicians' Lounges on Traps Level. Generally, one is for men and the other is for women. There are bathrooms, sofas, tables, benches, and lockers. There are showers in the men's lounge.

LAUNDRY ROOM

The laundry room is located on Wardrobe Level, accessible via elevator and stairs.

Available equipment: 2 washers, 2 dryers, 1 steamer.

REHEARSAL ROOM

50' x 70', resilient floor, sound-proofed with one mirror wall and ballet barre.

ORCHESTRA SHELL

Wenger

CHORAL RISERS

Wenger

RISERS

16 – 4' x 8' platform tops
16 – Sets of legs in 8", 16", 24", and 32" heights
Skirting available

DANCE FLOOR

8 – Harlequin Reversible black/gray marley rolls
10 – Rosco black marley rolls
6 – Rosco white marley rolls

MUSICAL INSTRUMENTS

1 – Steinway, Model D Concert Grand, 9'

ORCHESTRA EQUIPMENT

Chairs, music stands, music stand lights, conductor podium with music stand

VIDEO SCREEN

Variable to 3 sizes

Draper Stage Screen, front projection only

24' x 18' (4:3), 30' x 17' (16:9), 35' x 15' (CinemaScope)

GENIE LIFT

Genie AWP-36S