

MARKETING TOOLKIT

Helpful materials for marketing that you're a guest at Comicpalooza 2019



CP COMiCPALOOZA

MAY 10-12, 2019 | HOUSTON

You're a guest at Comicpalooza 2019 and ready to entertain and meet fans. But first, the attendees need to know you'll be joining us at the show!

- A page on our website and in our program will list Comicpalooza guests.
- We will continue to promote guests that are attending the show across our social media platforms and in email campaigns.
- We've also created a library of graphics for you to use if you want when promoting your attendance at Comicpalooza, along with some helpful hints.

You can find all the graphics you'll need [here](#).



OBJECTIVE



Comicpalooza is Texas' foremost pop-culture festival, drawing fans of art, celebrities, comics, films, gaming, literature, and more! Comicpalooza returns May 10-12, 2019 to the George R. Brown Convention Center, where it is held annually.



OFFICIAL COMICPALOOZA LOGOS



Always use the name
Comicpalooza in
conjunction with the
CP logo



HOW THE EDITABLE GRAPHICS WORK

Start by finding the image that best suits your goal and the social media platform you will be using. Open the image with a graphics software like InDesign, Illustrator, Photoshop, Paint, or Canva and insert your specific content directly on top of the image in the blank space provided. If you are familiar with Photoshop but do not have the software, Pixlr is a free alternative that is similar.

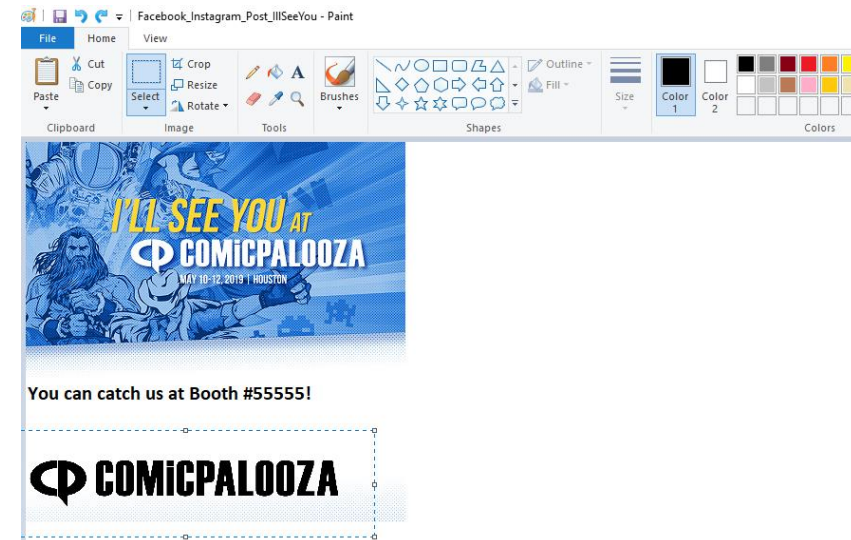
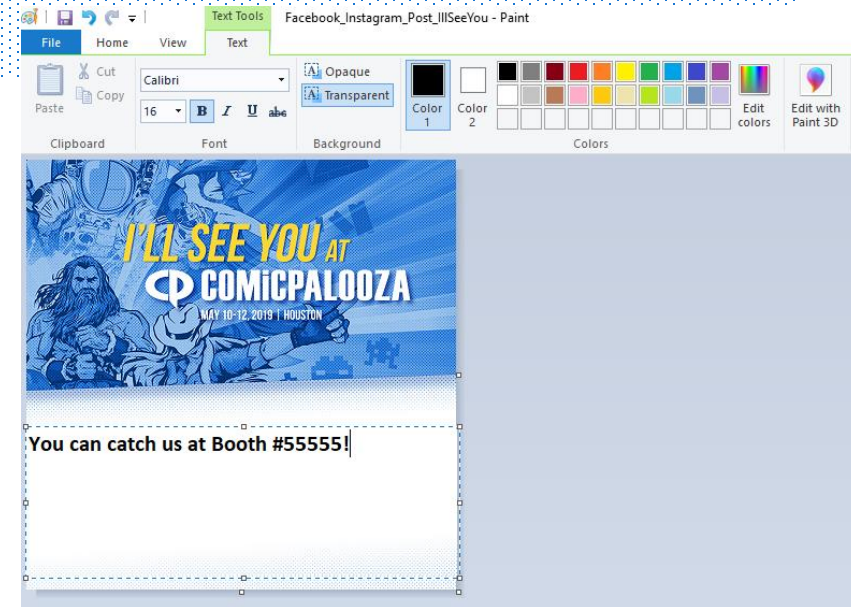
If you are unfamiliar with graphic software, we recommend easy tools like Paint and Canva.



Booth # Here

EDIT IN PAINT



- Open up the image in Paint
- Click on the text box in the home bar and add in the content
- Add your logo by using the paste option on the top left corner. Make sure that it's a .png file with a transparent background so there is no white box
- If there is a white background, you can remove it by clicking the 'select' dropdown in the home bar and clicking on 'Transparent Selection'



EDIT IN CANVA

You can sign up for a free Canva account at www.canva.com

- Once you sign up, click on create a design in the top left corner
- Choose the image template of the platform you will be posting to
- Drag and drop the posts we've provided in their software
- Then add text and your logo on top of the graphic from the tools on the left sidebar



FACEBOOK HEADER



PROFILE IMAGES

Always use the Facebook or Twitter header images in conjunction with the profile images.



FACEBOOK & INSTAGRAM POSTS



INSTAGRAM STORIES



TWITTER HEADER




TWITTER POSTS



HASHTAGS

Use these hashtags with your messaging...

- #CP2019
- #Comicpalooza
- #Comicpalooza2019
- #Houston
- #Texas



houstoncomicpalooza Our spirit animal. Buy #CP2019 Passes at the link in our bio. #Comicpalooza #MotivationalMonday #Animal #TheMuppets Photo by @locutus3d

locutus3d Oh jeez.....I remember taking this! What a blast from the past! ❤️

chap814 I hope he comes this year!! 🙏

perlagarcia69 When are ya'll announcing the guest that are coming this year ?? 🙏

houstoncomicpalooza @perlagarcia69 announcements are forthcoming, in the meantime please let us know who you would like to see at CP2019. <https://www.comicpalooza.com/get-involved/guest-suggestions/> Thanks 😊



Liked by criticalthinkingpodcast and 80 others

1 DAY AGO

Add a comment... ⋮

EMAIL SIGNATURE



Find me at Comicpalooza!

marketing@comicpalooza.com

Find me at Comicpalooza!

Hey Comicpalooza,

I wanted you to check out my awesome email signature!

--

Comicpalooza 2019

www.comicpalooza.com

555-555-5555




THANK YOU!



For marketing...

 marketing@comicpalooza.com

 Comicpalooza.com

 701 Avenida de las Americas
Suite 200
Houston, TX 77010