

Become an IGLTA Member

Before we get started, here are some helpful tips:

- First, we'll check our system to confirm if your business has ever been a member.
- Next, you'll create or connect a **company account** to your user profile.
- Last, **pay your membership dues** and receive access to all of IGLTA's member benefits.

1) [Begin here](#), enter an email address for your **user profile** (you'll use it log in to your member account).

Registration

To join IGLTA, please enter your preferred email address below


[Next](#)

2) Enter your company name and we'll search our database for an existing account.

Affiliated Independent Advisors: Please enter your personal business or agency name.

Use a format like “[Your Name] – Fora” to highlight your affiliation while keeping your profile unique.

If no results are found, proceed to create a new company account. Fill in all required fields.



IGLTA

MEMBER

Company Wizard

If the company already exists in the search results below, you can request to affiliate yourself with the company by clicking on the "Request Company Access" link.


If the company is not in the results, you can create a new company by "Create a New Account" button below the results.

If you wish to modify your search, please click the "Search Again" button below.

Company	Location
No Results Found	

[Create a New Company](#)
[Search Again](#)

If a member account already exists for this company, select “Request Company Access” and finish submitting your **user profile** details. The account manager will either approve or deny your request.



IGLTA

MEMBER


affiliate yourself with the company by clicking on the "Request Company Access" link.

If the company is not in the results, you can create a new company by "Create a New Account" button below the results.

If you wish to modify your search, please click the "Search Again" button below.

	Company	Location
Request Company Access	Tatyana's Test	Ft Lauderdale, FL - UNITED STATES

3) Click Submit and follow the instructions included on the **confirmation page**. (Check your email)




Please check your inbox (and spam folder) for an “**IGLTA - Access Granted**” email.

This email will provide you a temporary password to access the [IGLTA Member Portal](#).

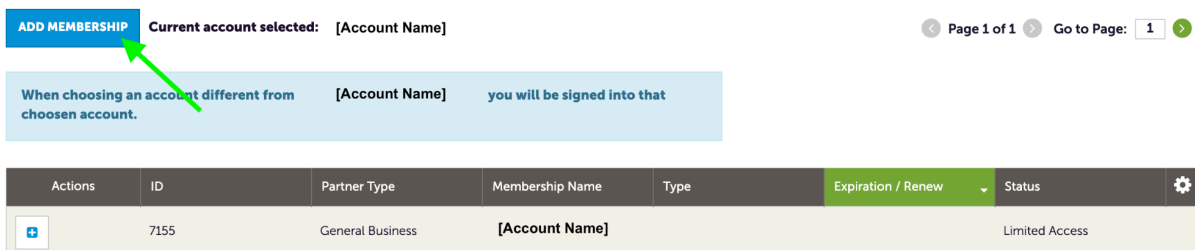
Upon logging in you'll be prompted to create a new password.

If you have not received this email, please reach out to us at membership@iglta.org.

4) Locate the **Membership** tab from the menu on your left and select **Join/Renew**.



5) Select **Add Membership** on the next page. Review your designated Membership Rate details.



NOTE: Membership rates are auto-assigned based on your business type, global employee size, and location. If the membership rate listed is incorrect, please locate the **Profile** tab from the menu on your left and select **Accounts**. Use the pencil icon to enter edit mode, and proceed by updating your profile information before returning to the membership renewal form.

5) Optional: Select Membership Add-ons including **E-Blasts** and **Enhanced Listing Upgrades**.

Add-Ons
INCREASE YOUR BUSINESS OUTREACH (OPTIONAL):

<input type="text" value="0"/>	Travel Out News Wire	\$240.00
<input type="text" value="0"/>	Buyer Email Blast	\$550.00
<input type="text" value="0"/>	Consumer Email Blast	\$1,295.00
<input type="text" value="0"/>	Business Email Blast	\$1,465.00
<input type="text" value="0"/>	Virtual LGBTQ+ Destination Webinar	\$2,495.00

SELECT YOUR MEMBERSHIP UPGRADES (OPTIONAL):

<input type="checkbox"/>	Featured Destination: Large (11+ Employees)	\$10,000.00
<input type="checkbox"/>	Featured Business: Large (100+Employees)	\$15,000.00

6) If you've been provided a Promo Code be sure to apply it before selecting on the upper lefthand side.



To pay via Credit Card, use the "Checkout" button then you'll have 10 minutes to enter your card details.

Select **Complete Transaction** at the bottom of the page.

To pay via Check, Wire or ACH, select **WIRE TRANSFER** and **confirm**. Our accounting team will provide you with an invoice via email.


NEXT STEPS:

Look out for a "**Welcome Letter**" from us! This will include all the steps to activating your new benefits.

If you have any questions, please don't hesitate to reach out to our [membership team](#).