

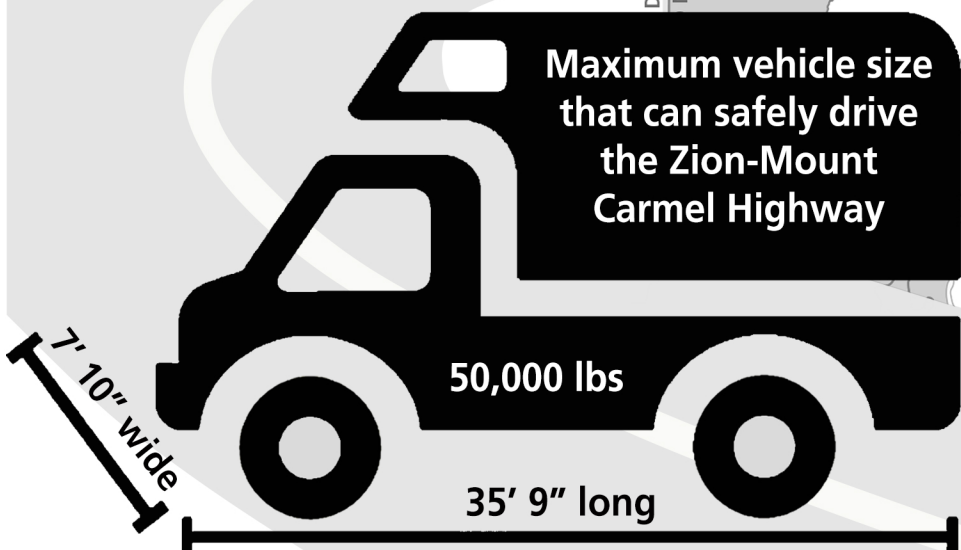
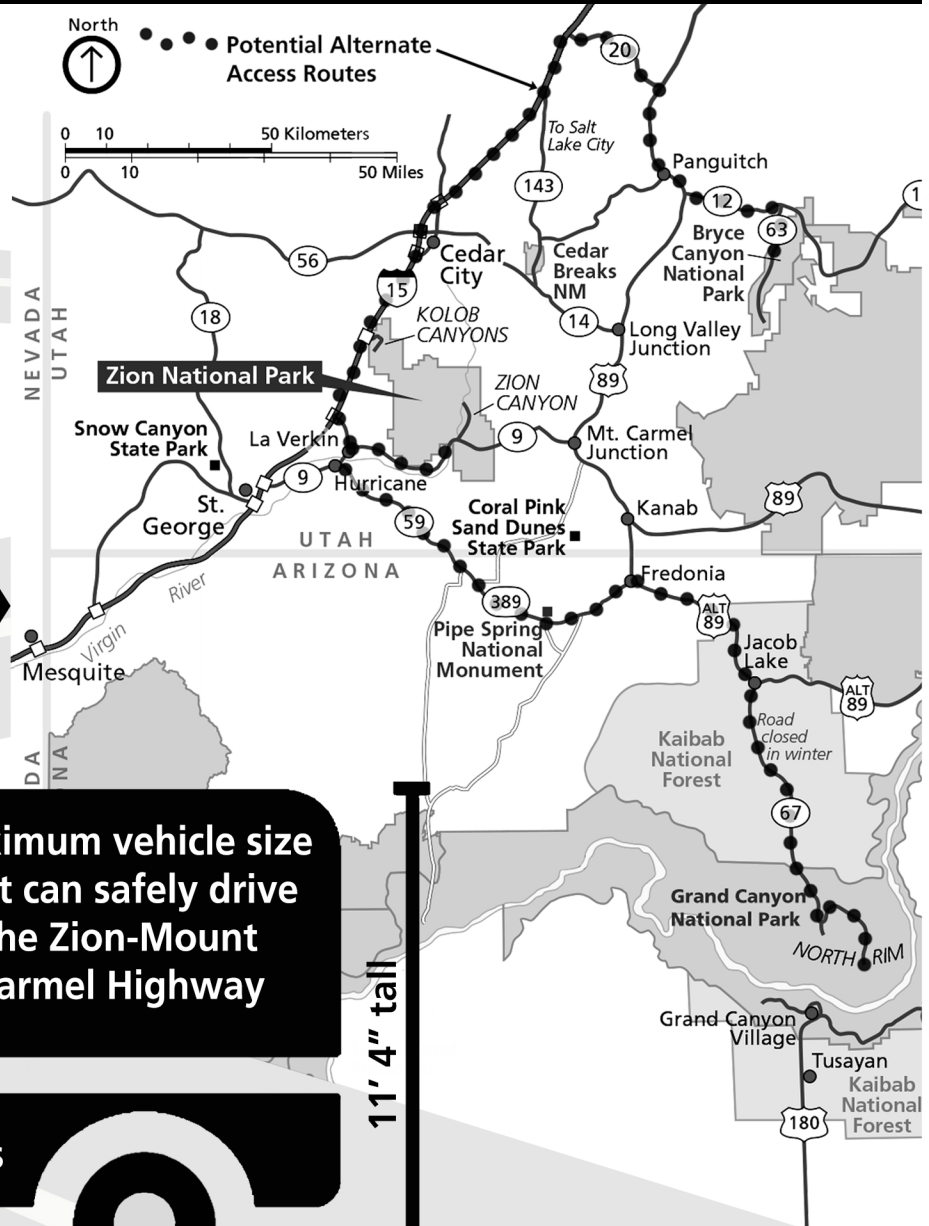
Zion-Mount Carmel Highway Oversized Vehicle Travel



Starting in mid-2026, oversized vehicles will be rerouted from the Zion-Mount Carmel Highway to improve safety & protect resources.

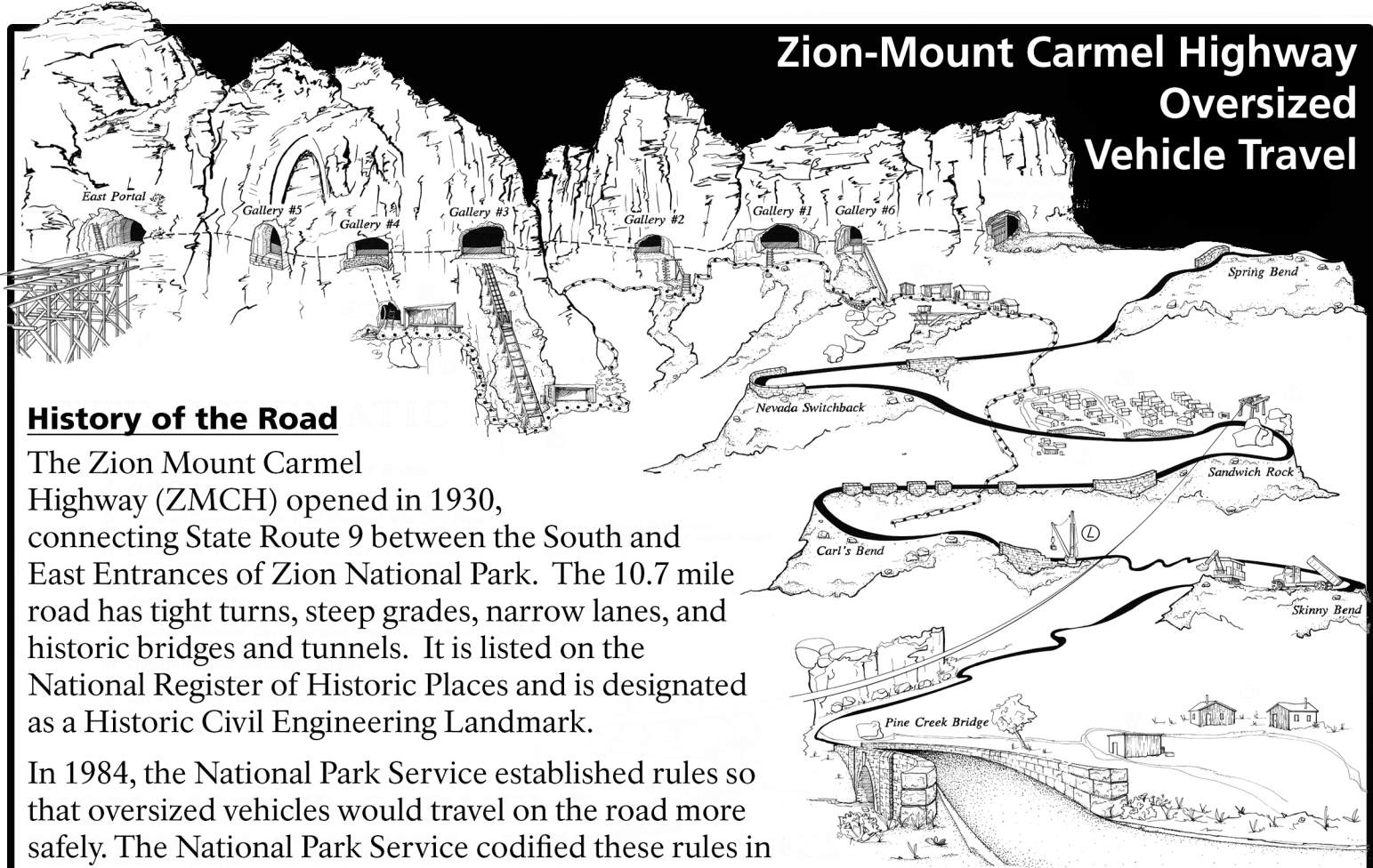
The historic Zion-Mount Carmel Highway was built almost 100 years ago. Some oversized vehicles cannot use the road without crossing the center-line into oncoming traffic. Vehicles over 50,000 pounds exceed the weight limits for multiple historic bridges. And vehicles taller & wider than the limit cannot pass through the historic tunnel without stopping oncoming traffic.

Vehicles that exceed safety limits established for the historic Zion-Mount Carmel Highway will need to use other routes to access Zion National Park.



Maximum vehicle size that can safely drive the Zion-Mount Carmel Highway

Zion-Mount Carmel Highway Oversized Vehicle Travel



History of the Road

The Zion Mount Carmel Highway (ZMCH) opened in 1930, connecting State Route 9 between the South and East Entrances of Zion National Park. The 10.7 mile road has tight turns, steep grades, narrow lanes, and historic bridges and tunnels. It is listed on the National Register of Historic Places and is designated as a Historic Civil Engineering Landmark.

In 1984, the National Park Service established rules so that oversized vehicles would travel on the road more safely. The National Park Service codified these rules in the Code of Federal Regulations (36 CFR § 7.10) and the Zion Superintendent's Compendium.

Size Limits

Numerous studies and assessments in the years since have verified that vehicles exceeding established size limits can cause safety concerns and impede traffic on the ZMCH. Those size restrictions are based on the road's historic design.

- *The historic tunnel is narrow and low. Vehicles wider than 7 feet 10 inches and taller than 11 feet 4 inches do not fit in a single traffic lane through the tunnel.*
- *Vehicles longer than 35 feet 9 inches long cannot stay in one traffic lane due to tight turns.*
- *Multiple historic bridges are rated to carry no more than 50,000 pounds.*

Oversized vehicles cannot safely travel on the ZMCH. In response, beginning in mid-2026 the National Park Service plans to reroute oversized vehicles to reduce the likelihood of collisions, protect life, health, and property, and prevent harm to the plants, animals, and historic road features that make Zion a special place to visit.

Traffic Today

About 1.6% of the total traffic in the park, or an average of about 100 vehicles per day, are larger than can safely drive the ZMCH. About 64% of oversized vehicles are RVs, 11% are motor coaches/buses, and the remaining 15% are travel trailers, school buses, dual-axel trucks, campers, or other types of large vehicles.

The park considered numerous options to address these issues, but they all created additional safety, traffic, resource, or experience-related concerns. Oversized vehicle drivers will still be able to access and recreate in Zion National Park and can follow alternate routes to travel around Zion.