



IRVING CONVENTION AND VISITORS BUREAU

Board of Directors Meeting

Monday, June 25, 2018 @ 11:45 a.m.

**Hilton Garden Inn DFW Airport South
Camelia/Orchid Rooms**

2001 Valley View Lane

(Lunch Served 11:15 a.m.)

**IRVING CONVENTION AND VISITORS BUREAU
BOARD OF DIRECTORS
REGULAR/SPECIAL MEETINGS
OCTOBER 2017 - SEPTEMBER 2018**

NAME	OCT 20	NOV 20	DEC 18	No Mtg	FEB 26	MAR 26	APRIL 30	MAY 21	JUNE 25	JULY 23	AUG 27	SEPT 24
CLEM LEAR	X	X	X		X	X	X	X				
RON MATHAI	X	X	X		X	X	X	X				
BOB BETTIS	X	X	X		X	X	X	X				
BOB BOURGEOIS	=	=	X		X	X	X	X				
BETH BOWMAN	X	X	X		X	X	X	X				
JO-ANN BRESOWAR	X	X	+		X	X	+	+				
DIRK BURGHARTZ	+	#	#		+	+	+	#				
DAVID COLE	X	X	=		=	=	=	X				
KAREN COOPERSTEIN	X	X	X		X	X	X	X				
BOB GALECKE	#	X	X		#	+	X	#				
DEBBI HAACKE	X	X	X		X	X	X	X				
JOHN HAIGLER	=	=	=		X	X	X	X				
TODD HAWKINS	=	=	=		=	=	=	X				
CHRIS HILLMAN	+	X	X		X	X	X	X				
JULIA KANG	=	=	X		X	X	X	X				
JACKY KNOX	+	+	#		X	+	X	#				
KIM LIMON	+	+	X		+	X	X	X				
RICK LINDSEY	X	X	X		X	X	X	X				
GREG MALCOLM	X	X	X		X	X	X	X				
JOE MARSHALL	X	X	X		X	X	X	X				
HAMMOND PEROT	=	=	=		X	X	X	+				
JOE PHILIPP	X	+	+		X	X	X	X				
JUDY PIERSON	=	=	=		=	=	=	X				
MICHAEL RILLEY	+	X	+		X	X	+	#				
HOLLY TURNER	=	=	=		#	X	X	X				
‡ JOHN DANISH	+	X	X		X	X	X	X				
RICK BIDNE	X	X	=		=	=	=	=				
MARK CRONENWETT	+	+	X		=	=	=	=				
DAN MATKIN	#	X	=		=	=	=	=				
JACK SPURLOCK	X	X	=		=	=	=	=				

X - PRESENT
* - ABSENT-BUREAU/CITY/COUNTY BUSINESS
+ - ABSENT-COMPANY BUSINESS
- ABSENT-OTHER

- - Not Member At Time
‡ - Council Liaisons
b - Represented
∞ - Budget Retreat

AGENDA
Irving Convention & Visitors Bureau Board of Directors
Monday, June 25, 2018 at 11:45 a.m.
Hilton Garden Inn DFW Airport South
Camelia/Orchid Rooms
2001 Valley View Lane
Irving, Texas 75061

NOTE: A possible quorum of the Irving City Council may be present at this committee meeting.

Consent Agenda

1. Approving ICVB Board Minutes for May 21, 2018
2. Accepting Irving Convention Center Financial Reports for May 2018
3. Accepting ICVB Financial Reports for May 2018
4. Review of 2017-18 Second Quarter Hotel Occupancy Tax Collection Reports

Individual Consideration:

5. Approving 2018-19 ICVB Budget and Marketing Plan

Reports

6. Board Chair Report
 - a. Recap of Strategic Planning Retreat
 - b. Schedule of Upcoming Meetings and Activities
 - Next Executive Committee Meeting – July 20, 2018
 - Next Board Meeting – July 23, 2018
 - Special Executive Committee Meeting regarding Compensation Study – July 24, 2018
7. Board Committee Reports
 - a. Board Development – Debbi Haacke
 - Recap of June 5 meeting
 - Update on Governance Review
 - Board Portal Demonstration – Mike Zumbaugh
 - Next Meeting – September 14, 2018
 - b. Community Relations – Rick Lindsey
 - Upcoming High Spirited Citizen Award Presentations
 - Next Meeting – July 17, 2018
 - c. Destination Development – Greg Malcolm
 - Recap of City Council Planning and Development discussion regarding Hotel Development Ordinance
 - Next Meeting – August 7, 2018

AGENDA - Continued

8. City Reports

- a. Council Liaison – John Danish
- b. Mayor & Other Council Members
- c. City Manager – Chris Hillman
 - Visitor Development Updates
 - Headquarter Hotel
 - Irving Music Factory/Entertainment Venue
 - Other City Updates

9. Bureau Monthly Management Reports

- a. Executive Director – Maura Gast
- b. Sales and Services – Lori Fojtasek
- c. Marketing and Communications – Diana Pfaff
- d. Finance and Administration – Mike Zumbaugh
 - Smith Travel Research and AirDNA Monthly Reports

10. Convention Center Management Report – Tom Meehan

11. Industry Partner Reports

- a. The Pavilion at the Music Factory/Live Nation Report – Mike Rilley
- b. Hotel Industry Updates – Greg Malcolm, Dirk Burghartz, Kim Limon, Holly Turner
- c. Restaurant Industry Update – David Cole

12. Partner Organization & Stakeholder Reports

- a. DART/Transportation and Infrastructure – Mayor Rick Stopfer
- b. The Las Colinas Association – Hammond Perot
- c. DCURD – Jacky Knox
- d. TIF – John Haigler
- e. University of Dallas – Karin Rilley
- f. Chamber of Commerce – Lori Bunger/Beth Bowman
- g. Irving Arts and Culture – Todd Hawkins/Judy Pierson

CERTIFICATION

I, the undersigned authority, do hereby certify that this notice of meeting was posted on the kiosk at City Hall of the City of Irving, Texas, a place readily accessible to the general public at all times, and said notice was posted by the following date and time:

_____ at _____ and will remain so posted at least 72 hours before said meeting convened.

Deputy Clerk, City Secretary's Office

This meeting can be adjourned and reconvened, if necessary, the following regular business day.

Any item on this posted agenda could be discussed in executive session as long as it is within one of the permitted categories under sections 551.071 through 551.076 and section 551.087 of the Texas government code.

This facility is physically accessible and parking spaces for the disabled are available. Accommodations for people with disabilities are available upon request. Requests for accommodations must be made 48 hours prior to the meeting. Contact the City Secretary's Office at 972-721-2493 or Relay Texas at 7-1-1 or 1-800-735-2988.

**IRVING CONVENTION AND VISITORS BUREAU
BOARD OF DIRECTORS
MONDAY, JUNE 25, 2018**

AGENDA ITEMS



**IRVING CONVENTION AND VISITORS BUREAU
BOARD OF DIRECTORS MEETING
DALLAS-FORT WORTH AIRPORT MARRIOTT
MAY 21, 2018**

Those present for the meeting were: Clem Lear – Chair, Ron Mathai – Vice Chair, Bob Bettis, Bob Bourgeois, Beth Bowman, David Cole, Karen Cooperstein, Debbi Haacke, John Haigler, Chris Hillman, Julia Kang, Kim Limon, Rick Lindsey, Greg Malcolm, Joe Marshall, Joe Philipp, and Holly Turner – Members of the Board; Deputy Mayor Pro Tem John Danish – City Council Liaison. From the City of Irving: Irving Arts and Culture Executive Director Todd Hawkins, and City Attorney Christina Weber. From SMG/Irving Convention Center: General Manager Tom Meehan. From CVB Staff: Maura Gast, Carol Boyer, Marianne Lauda, Diana Pfaff, Monty White, and Mike Zumbaugh; Guests: Paul Ouimet – DestinationNEXT; Bill Geist and Terri White – Zeitgeist Consulting; Irving Arts and Culture Board Chair Judy Pierson, and Michael McCall – representing Irving-Las Colinas Chamber of Commerce.

Chair Clem Lear called the meeting to order at 11:45 a.m.

CONSENT AGENDA

1. MINUTES – APRIL 30, 2018
2. ICVB FINANCIAL REPORTS: APRIL 2018
3. ICC FINANCIAL REPORTS: APRIL 2018

Lear asked for a motion to accept the Consent Agenda as presented. Board Member Joe Philipp made a motion to accept; second by Board Member Karen Cooperstein. With no opposition and no further discussion, the Consent Agenda was unanimously accepted.

PRESENTATION

Gast introduced DestinationNEXT Managing Director Paul Ouimet. DestinationNEXT developed the survey initiative for the Board's strategic planning. He presented the survey results for Irving, and stated Irving was the 163rd destination to complete an assessment in 11 countries. Irving had 554 participants in the survey; with 30% community leaders and a strong variety of age demographic. Irving's overall assessment category was Trailblazers with strong community engagement. He reported the two success drivers for the survey in Irving were how strong the destination is from a product perspective and the large amount of community support and engagement. The destination strengths were air access, destination performance, accommodations, and convention and meeting facilities. The weaknesses were sports and recreation facilities, and mobility and access. He reported the key takeaways are scoring in the Trailblazer quadrant with above average destination strength and community support and engagement. Stakeholders are somewhat aligned on perceptions about the destination, but residents are unsure. In response to a question from Mayor Pro Tem John Danish, Ouimet responded the three drivers to elevate the brand are an iconic attraction, convention and meeting facilities and events.

BOARD CHAIR REPORT

Lear introduced Bill Geist and Terri White from Zeitgeist Consulting, who will be facilitating the Strategic Planning Retreat in June. She welcomed Irving Arts and Culture Board Chair Judy Pierson, and Board restaurant representative David Cole. She noted the upcoming meetings and activities schedule that was distributed as a handout and asked Board members to pay close attention to the June calendar, which has several Committee meetings and the Strategic Planning Retreat noted. She reminded the group the next Executive Committee meeting will be held on Friday, June 22 at 8:30 a.m. before the Strategic Planning Retreat meeting at Glory House. The June 25 Board meeting will be held at the Hilton Garden Inn South.

BOARD DEVELOPMENT COMMITTEE

Committee Chair Debbi Haacke reported that the next Board Development Committee meeting will Tuesday, June 5 at the Convention Center, and reminded everyone that all committee meetings are open to all Board members.

COMMUNITY RELATIONS COMMITTEE

Committee Chair Rick Lindsey thanked the Mayor, City Council and City staff for acknowledging Travel and Tourism Week with a proclamation. He reported Gast gave a presentation to the Las Colinas Rotary Club and noted that Gast and Lindsey will continue to talk about tourism at the Club meetings as it is important to keep residents and the business community aware of the impact. He reported there are currently three High Spirited Citizen nominees and the next Committee meeting will be July 17. He thanked the Committee and the Board for their support in the survey participation effort. Lear congratulated Lindsey on being named President-Elect for the Las Colinas Rotary Club.

DESTINATION DEVELOPMENT COMMITTEE

Committee Chair Greg Malcolm gave a review of the May 15 Committee meeting. He reported topics that were discussed included a presentation on hotel development trends and the growth of hotels in Irving. The Hotel Development Ordinance was discussed and will be reviewed further at a future meeting. Short-term rentals were discussed. An update on Williams Square redevelopment was given and there was discussion on Arlington Convention Center eSports. The next Committee meeting will be August 7 at 11:30 a.m. at the Irving Convention Center.

CITY REPORTS

Mayor Pro Tem John Danish gave a report on the local events and services for the upcoming Memorial Day weekend. He encouraged everyone to attend the service on Sunday, May 28 at 2:30 p.m. in the former Irving Central Library auditorium. Lear also thanked the Irving-Las Colinas Rotary Club for their efforts in the Flags Over Irving program.

City Manager Chris Hillman reported the City is in budget season. City staff had discussions with City Council on the current financial status and the direction for the next financial year. He reported funds are healthy, the water fund is up 1.8%, sales tax is flat for next year, and property tax revenue will increase, but Council has identified increasing the disabled and senior citizen exemption rate. The focus will be on City services and infrastructure projects. The Twin Wells Golf Course renovations include a new irrigation system, tee boxes, putting greens and clubhouse facilities. He reported he attended a tour of Nokia and their Smart Cities program and initiatives. Nokia is positioned to help governments, communication service providers and large enterprises deliver on the program of Smart Cities. The solutions are designed to provide shared, secure and scalable platforms that ensure the best use of urban resources and data to enable the human possibilities of smart, safe and sustainable cities. He is excited for the City to join in public and private partnership of technological improvements that will have a dramatic impact on the City.

STAFF

Gast gave the ICVB Sales report and noted April was a little slow, but year-to-date Sales are ahead of pace. The team is paying close attention to lost room nights, and she noted they are as important as the room nights booked. The Sales team has been traveling and focused on State and National associations that impact multiple hotels in the area. She noted the Building Professionals group is at the Irving Convention Center this week for a state-wide meeting, thanks to the City's Lawrence Crow. The Steubenville Lone Star group, a Catholic Church youth program, will be at the Convention Center next month, and impacts a large number of hotel properties.

Assistant Executive Director/Marketing and Communications Diana Pfaff reported April was another strong month for RFPs, with a total of 90 RFPs from digital sources, and 46,291 associated room nights. Website traffic continued to increase in April with 9,732 pageviews to the blog site. Users visiting both sites equated to 41,255; well above average. The ICVB hosted a very successful VIP reception at the Toyota Music Factory opening. Pfaff reported the Marketing team attended an outing at the AT&T Byron Nelson new course. She congratulated Tournament Director Jon Drago and team for a great in the first year.

Assistant Executive Director/Administration and Finance Mike Zumbaugh reported on the STR and AirBNB Data Reports. He reported Irving's STR data continues to have good progression and remained higher than US and Texas figures for April. Occupancy is 77.4% and year-to-date 73.7%. Irving's YTD Occupancy rate was up 1.7% compared to last year, leaving 1.0% growth YTD. He pointed out the inclusion of a Multi-Segment Report and noted that it will continue to be included each month for easy comparison of segments and information. He further reported he is working on a portal website for Board members that will include pertinent information and will present it at the June Board meeting.

CONVENTION CENTER

General Manager Tom Meehan reported the Convention Center is very solid financially. Once again this may be a record-breaking year. There were 35 events in April, and 199 events year-to-date, which is 22 events ahead of last year. The Convention Center has 1,027 guest rooms booked in April, and 5,866 for the year. Customer service rating is at 90% for the month, and 93.1% for the year. June is shaping up to break a catering record, with three very large events. Improvements on the building continue to take place. The outside lighting of the building has been improved by converting lights to LED, and the result looks phenomenal at night, highlighting the architecture of the building. The Convention Center will be improved and in shape to compliment the Westin and Texican hotels when they open.

Industry Partner Julia Kang reported the cigar lounge at C-Bar will open the first week in June and a VIP party for Texas/OU Weekend in October will have Toby Keith, Trombone Shorty and possibly one other music legend as headliners. She will update everyone when tickets are available for purchase.

INDUSTRY PARTNERS
HOTEL INDUSTRY UPDATES

Malcolm reported Occupancy for April is up 1.7% at 77.4% and year-to-date up 1.0%. Average Daily Rate is currently \$112.17, up 3.7% and up 1.6% year-to-date. RevPAR is up 2.7% at \$86.86 year-to-date. He reported the Hilton Garden Inn South is hosting the Chamber Mixer on May 22, and will showcase the new renovations to the hotel. He noted everyone is welcome to attend. Complimentary food and beverage will begin at 4:30 p.m.

Hampton Inn Irving/Las Colinas General Manager Kim Limon reported that April ended up 5.7% in RevPAR growth. Omni Mandalay General Manager Holly Turner reported numbers are looking very strong for the Omni Mandalay.

Board member David Cole reported Austin City Council passed an ordinance that private employers must allow their workers to accrue up to 64 hours, or eight days, of paid sick leave per year. The rule will go into effect on October 1. He reports there is a large amount of opposition from the hospitality industry as labor costs will increase and it will be hard for small businesses. The Greater Dallas Restaurant Association is aware and actively involved. He also reported attending the Public Affairs Conference in Washington, D.C. recently. There was a full audience that met with Senator Ted Cruz and discussion was held on healthcare, restaurant depreciation, and immigration reform. Other topics reviewed were border protection without interrupting travel and tourism and temporary work visas. He will be attending the Texas Restaurant Association (TRA) Marketplace in July. It is the first time in 30 years the event will be held in San Antonio.

TIF

Board member John Haigler reported the TIF is working with the City for the TIF extension. The recommendation is to extend the TIF for 20 years. He expects to make the final proposal for the extension at the August City Council budget meetings.

IRVING-LAS COLINAS CHAMBER OF COMMERCE

Chamber President Beth Bowman reported on behalf of Chair Lori Bunger. She welcomed former Chair Mike McCall as her guest to the meeting. She reported the Chamber has had six economic development wins since the beginning of the fiscal year in October. There are 1,300 new jobs, representing \$20 million in capital investment, and a healthy volume of companies in the pipeline. The unemployment rate is down 3.3% in April, and the number of unemployed residents declined by 465 last month. The Chamber held the State of Dallas County program on May 17 with the Oak Cliff Chamber. Judge Clay Jenkins was the special guest and moderated by WFAA's Dale Hansen. Irving Economic Development and Women's Leadership Live partnered to launch Shop Main Street America in Irving's Heritage Crossing District on May 4. Shop Main Street America provided free business development training for small business owners, with an opportunity for entrepreneurs to pitch their dream products for a chance to appear on the Home Shopping Network (HSN). There were 22 participants in the program. The announcement of who will be moving on to HSN will be coming soon. The Chamber celebrated National Economic Development Week with a bus tour of Irving. There were 55 participants who toured the developments and redevelopments in the City, Heritage District and Valley Ranch. She encouraged everyone to attend the Five-Star Business Mixer event on May 22 at the Hilton Garden Inn DFW South. She extended an invitation for members to attend the grand opening of Cognizant's new Irving Regional Delivery and Training Center on May 30 at 11:30 a.m. She encouraged everyone to attend and celebrate the project win and welcome them to Irving.

IRVING ARTS

Arts and Culture Executive Director Todd Hawkins acknowledged Arts Board Chair Judy Pierson and thanked her for her support. He reports he has been busy and traveled to Phoenix for the American Alliance of Museums Conference. It is a chance to meet up with global peers and share ideas, comradery and look at the tole of museums in the community. He referenced the scores from residents on the DestinationNEXT survey and stated he looks forward to working with the CVB as a voice for residents and to help them understand and know what is happening in Irving. The museum is a project that can bring residents to the table with tourism. He reported the museum coffee shop will serve recipes out of a cookbook from Irving residents and will feature Irving artisans. He looks forward to being a partner in "Trailblazing." He further reported the *33rd Annual Texas and Neighbors Five State Competition* is currently in the Main Gallery through June 9. *Braveheart / Cistercian Preparatory School: High School Exhibition* is in the Focus Gallery through June 10 and features works from the students.

With no further questions or discussion, Lear adjourned the meeting at 1:30 p.m.


Respectfully submitted,



Maura Allen Gast, FCDME
Executive Director



IRVING CONVENTION CENTER
AT LAS COLINAS



Date Distributed: June 14, 2018

Monthly Financial Summary

For Period Ending May 31, 2018

IRVING CONVENTION CENTER AT LAS COLINAS / SMG

OCTOBER 1, 2017 TO SEPTEMBER 30, 2018

Board Lead Income Statement - Monthly FY 2018

	October	November	December	January	February	March	April	May	June	July	August	September	Total
Event Income													
Direct Event Income													
Rental Income	117,100	35,954	39,927	105,725	86,890	155,975	179,515	135,950	45,420	111,500	159,870	120,270	1,294,096
Service Income	43,471	23,129	46,456	10,029	60,981	104,848	59,522	47,309	29,066	35,066	39,066	58,522	557,463
Service Expenses	(66,060)	(48,030)	(49,564)	(58,278)	(99,378)	(139,154)	(91,673)	(111,297)	(47,475)	(49,300)	(52,885)	(69,980)	(883,073)
Total Direct Event Income	94,511	11,053	36,819	57,476	48,493	121,669	147,364	71,962	27,011	97,266	146,051	108,812	968,485
Ancillary Income													
F & B Concessions	29,160	6,220	5,350	12,588	7,039	35,895	39,995	27,014	7,500	7,500	1,500	18,000	197,762
F & B Catering	326,765	289,373	461,572	275,097	361,456	218,039	246,994	270,728	387,450	95,550	145,489	150,788	3,229,299
Parking: Self Parking	32,197	4,910	(5,280)	24,287	22,250	44,897	20,343	31,346	21,200	14,400	15,440	23,680	249,670
Electrical Services	9,865	12,261	5,800	23,227	21,715	22,195	7,650	4,664	5,500	750	250	3,000	116,877
Audio Visual	(90)	(1,331)	(117)	(0)	33	(2,103)	(702)	(1,703)	-	-	-	-	(6,013)
Internet Services	580	3,350	-	1,050	405	5,310	1,670	900	1,250	900	780	950	17,145
Total Ancillary Income	398,477	314,783	467,325	336,249	412,898	324,233	315,950	332,949	422,900	119,100	163,459	196,418	3,804,739
Total Event Income	492,988	325,836	504,144	393,725	461,391	445,902	463,314	404,911	449,911	216,366	309,510	305,230	4,773,227
Other Operating Income	130,093	64,477	25,394	52,536	45,837	82,058	61,110	31,120	37,056	41,000	39,200	33,063	642,944
ICVB Operating Subsidy				348,000		350,000			348,750			348,250	1,395,000
Adjusted Gross Income	623,081	390,313	529,538	794,260	507,228	877,960	524,424	436,031	835,717	257,366	348,710	686,543	6,811,170
Operating Expenses													
Employee Salaries and Wages	202,542	161,560	251,329	202,263	189,429	191,145	192,642	235,625	207,407	207,403	207,410	207,410	2,456,166
Benefits	55,111	(12,565)	65,173	62,849	54,030	62,802	57,104	61,840	59,513	64,044	64,044	64,044	657,991
Less: Event Labor Allocations	(33,730)	(27,044)	(24,368)	(32,171)	(34,182)	(34,851)	(37,574)	(63,138)	(33,242)	(33,242)	(33,242)	(33,242)	(420,027)
Net Employee Wages and Benefits	223,923	121,951	292,134	232,940	209,277	219,096	212,172	234,327	233,678	238,205	238,212	238,212	2,694,129
Contracted Services	95,696	69,337	59,442	58,844	66,482	58,325	67,727	60,546	43,539	43,539	43,539	43,539	710,556
General and Administrative	85,386	62,214	31,815	55,129	59,562	76,670	47,285	37,922	39,602	39,602	39,602	39,602	614,391
Operations	46,466	38,029	49,515	49,985	36,347	67,056	53,900	49,937	40,625	40,625	40,625	40,625	553,735
Repair & Maintenance	64,590	64,407	42,606	34,412	54,214	54,719	51,920	(13,976)	44,856	44,856	44,856	44,856	532,316
Supplies	34,869	15,124	8,277	23,982	10,218	34,195	20,185	23,310	15,449	15,449	15,449	15,449	231,956
Insurance	5,266	5,538	6,635	4,726	5,538	5,388	6,481	4,925	8,333	8,333	8,333	8,333	77,829
Utilities	44,174	56,170	34,558	43,923	57,817	45,763	27,707	44,531	46,666	46,666	46,666	46,666	541,308
SMG Management Fee	12,899	12,899	12,899	12,899	12,899	12,899	12,899	12,899	12,899	12,899	12,899	12,899	154,788
SMG F&B Incentive Fee	33,224	12,769	38,991	29,601	34,013	32,229	28,131	31,573	29,469	-	-	-	270,000
Total Operating Expenses	646,493	458,438	576,872	546,442	546,367	606,340	528,406	485,995	515,116	490,174	490,181	490,181	6,381,009
Net Income (Loss) From Operations	(23,412)	(68,125)	(47,334)	247,818	(39,139)	271,620	(3,982)	(49,963)	320,601	(232,808)	(141,471)	196,362	430,161
Other Income (Expenses)	-	-	-	-	-	-	-	-	-	-	-	-	-
Net Income After Other Income (Expenses)	(23,412)	(68,125)	(47,334)	247,818	(39,139)	271,620	(3,982)	(49,963)	320,601	(232,808)	(141,471)	196,362	430,161
Budget Forecast Comparison by Month													
2018	47,856	494,666	472,986	314,913	336,267	350,441	290,325	430,161	-	-	-	-	-
2017	(990,976)	(850,624)	(812,492)	(808,222)	(760,116)	(621,850)	(538,064)	(102,394)	(16,789)	273	79,067	315,251	-

IRVING CONVENTION CENTER/SMG
 Financial Statements Monthly Highlights
 For the Month Ending May 31, 2018

	Current Actual	Current Budget	Variance	Prior Year Actual
Attendance	26,099	21,429	4,670	12,701
Events	22	35	(13)	23
Event Days	38	53	(15)	39
Direct Event Income	71,962	91,941	(19,979)	65,547
Ancillary Income	332,949	283,348	49,601	299,298
Total Event Income	404,911	375,289	29,622	364,845
Other Operating Income	31,120	45,200	(14,080)	22,898
Adjusted Gross Income	436,031	420,489	15,542	387,743
Indirect Expenses	(485,994)	(512,732)	26,738	(468,908)
Net Income (Loss) From Operations	(49,963)	(92,243)	42,280	(81,165)

IRVING CONVENTION CENTER/SMG
Financial Statements Year to Date Highlights
For the Eight Months Ending May 31, 2018

	Year to Date Actual	Year to Date Budget	Variance	Prior YTD Actual
Attendance	175,669	176,106	(437)	137,955
Events	186	230	(44)	169
Event Days	281	312	(31)	252
Direct Event Income	589,342	629,215	(39,873)	467,676
Ancillary Income	2,902,736	2,143,280	759,456	2,487,510
Total Event Income	3,492,078	2,772,495	719,583	2,955,186
Other Operating Income	492,625	366,770	125,855	242,164
Adjusted Gross Income	3,984,703	3,139,265	845,438	3,197,350
Indirect Expenses	(4,395,344)	(4,101,861)	(293,483)	(3,884,956)
Net Income (Loss) From Operations	(410,641)	(962,596)	551,955	(687,606)

IRVING CONVENTION CENTER/SMG

Balance Sheet

May 31, 2018

ASSETS

Current Assets

Cash	\$	1,491,952
Accounts Receivable		609,728
Prepaid Assets		0
Inventory		60,156

Total Current Assets 2,161,836

Total Assets **\$ 2,161,836**

LIABILITIES AND EQUITY

Current Liabilities

Accounts Payable	\$	505,550
Accrued Expenses		213,824
Deferred Income		0
Advance Ticket Sales/Deposits		1,156,110
Other Current Liabilities		0

Total Current Liabilities 1,875,484

Long-Term Liabilities

Long Term Liabilities		0
-----------------------	--	---

Total Long-Term Liabilities 0

Total Liabilities 1,875,484

Equity

Net Funds Received		9,721,919
Retained Earnings		(9,024,926)
Net Income (Loss)		(410,641)

Total Equity 286,352

Total Liabilities & Equity **\$ 2,161,836**

IRVING CONVENTION CENTER/SMG
Income Statement
For the Eight Months Ending May 31, 2018

	Current Month Actual	Current Month Budget	Variance + (-)	Year to Date Actual	Year to Date Budget	Variance + (-)	Year to Date Prior Year
EVENT INCOME							
Direct Event Income							
Rental Income	135,950	89,100	46,850	857,036	750,100	106,936	649,706
Service Revenue	47,309	38,067	9,242	395,743	319,919	75,824	337,359
Service Expenses	(111,297)	(35,226)	(76,071)	(663,437)	(440,804)	(222,633)	(519,389)
Total Direct Event Inco	71,962	91,941	(19,979)	589,342	629,215	(39,873)	467,676
Ancillary Income							
F & B Concessions	27,014	22,000	5,014	163,266	174,993	(11,727)	102,365
F & B Catering	270,728	232,500	38,228	2,449,893	1,720,439	729,454	2,151,404
Parking	31,346	18,291	13,055	174,948	144,618	30,330	138,102
Electrical Services	4,664	9,055	(4,391)	107,377	91,505	15,872	91,655
Audio Visual	(1,703)	2	(1,705)	(6,013)	0	(6,013)	(826)
Internet Services	900	1,500	(600)	13,265	11,725	1,540	4,810
Total Ancillary Income	332,949	283,348	49,601	2,902,736	2,143,280	759,456	2,487,510
Total Event Income	404,911	375,289	29,622	3,492,078	2,772,495	719,583	2,955,186
OTHER OPERATING INCOME							
Advertising	0	0	0	17,000	0	17,000	0
Other Income	31,120	45,200	(14,080)	475,625	366,770	108,855	242,164
Total Other Operating In	31,120	45,200	(14,080)	492,625	366,770	125,855	242,164
Adjusted Gross Income	436,031	420,489	15,542	3,984,703	3,139,265	845,438	3,197,350
INDIRECT EXPENSES							
Salaries & Wages	235,625	213,307	(22,318)	1,626,538	1,706,454	79,916	1,563,024
Payroll Taxes & Benefit	61,840	64,806	2,966	406,340	518,453	112,113	436,334
Labor Allocations to Ev	(63,138)	(51,902)	11,236	(287,059)	(415,218)	(128,159)	(324,920)
Net Salaries and Benefit	234,327	226,211	(8,116)	1,745,819	1,809,689	63,870	1,674,438
Contracted Services	60,546	41,697	(18,849)	536,397	333,576	(202,821)	346,718
General and Administrat	37,922	50,487	12,565	455,980	403,896	(52,084)	391,316
Operating	49,937	41,604	(8,333)	391,236	332,832	(58,404)	412,707
Repairs & Maintenance	(13,976)	41,327	55,303	352,891	330,616	(22,275)	306,806
Operational Supplies	23,310	20,712	(2,598)	170,162	165,696	(4,466)	50,172
Insurance	4,925	8,333	3,408	44,497	66,664	22,167	77,009

An SMG Managed Facility

IRVING CONVENTION CENTER/SMG
Income Statement
For the Eight Months Ending May 31, 2018

	Current Month Actual	Current Month Budget	Variance + (-)	Year to Date Actual	Year to Date Budget	Variance + (-)	Year to Date Prior Year
Utilities	44,531	46,966	2,435	354,639	375,732	21,093	330,477
SMG Management Fees	44,472	35,395	(9,077)	343,723	283,160	(60,563)	295,313
Total Indirect Expenses	485,994	512,732	26,738	4,395,344	4,101,861	(293,483)	3,884,956
Net Income (Loss)	(49,963)	(92,243)	42,280	(410,641)	(962,596)	551,955	(687,606)



**ICVB
FINANCIAL STATEMENTS**

For Period Ending: May 31, 2018

IRVING CONVENTION AND VISITORS BUREAU
GENERAL FUND
BALANCE SHEET
MAY 31, 2018

ASSETS

Cash	13,648
Petty Cash	250
Investments	3,118,000
Accounts Receivable	<u>2,354</u>
Total Assets	<u><u>3,134,252</u></u>

LIABILITIES AND FUND BALANCE

LIABILITIES

Due to City of Irving General Fund	<u>316</u>
	<u>316</u>

FUND BALANCE

Reserved for Encumbrances	875,649
Unreserved	<u>2,258,287</u>
Total Fund Balance	<u>3,133,936</u>
Total Liabilities and Fund Balance	<u><u>3,134,252</u></u>

Notes:

Reserved for Encumbrances:

Business Development Incentive Program - 215,774
Destination Analysts - 70,000
Maloney Strategic Communications - 29,902
Media Advertising - 336,943
Simpleview - 90,792
SMG/Technology Support - 32,594
Tucker & Associates - 20,422
Miscellaneous - 79,222

IRVING CONVENTION AND VISITORS BUREAU
GENERAL FUND
STATEMENT OF REVENUES, EXPENDITURES, AND CHANGES IN FUND BALANCE
FOR THE EIGHT MONTH PERIOD ENDING MAY 31, 2018

	----- Budget -----		----- Actual -----			Unencumbered Available Budget	Percent Collected/ Expended	Prior Year to Date Actual
	Adopted	Adjusted	Current Month	Year-to-Date	Encumbrances			
<u>REVENUES AND TRANSFERS IN:</u>								
REVENUES:								
Hotel/Motel Taxes:								
Current Year	8,485,907	8,485,907	2,145,029	4,073,450	0	4,412,457	48.00%	3,973,796
Penalties and Interest	0	0	1,546	5,597	0	(5,597)	0.00%	5,932
Prior Years	0	0	0	0	0	0	0.00%	58,624
Interest	17,000	17,000	2,361	15,696	0	1,304	92.33%	11,309
State of Texas Events Trust Fund	50,000	50,000	0	9,622	0	40,378	19.24%	0
Miscellaneous	5,000	5,000	300	15,744	0	(10,744)	314.88%	6,632
Total Revenues	<u>8,557,907</u>	<u>8,557,907</u>	<u>2,149,236</u>	<u>4,120,109</u>	<u>0</u>	<u>4,437,798</u>	<u>48.14%</u>	<u>4,056,293</u>
TOTAL REVENUES AND TRANSFERS IN	<u>8,557,907</u>	<u>8,557,907</u>	<u>2,149,236</u>	<u>4,120,109</u>	<u>0</u>	<u>4,437,798</u>	<u>48.14%</u>	<u>4,056,293</u>
<u>EXPENDITURES AND TRANSFERS OUT:</u>								
EXPENDITURES:								
Salaries	2,106,626	2,112,626	150,122	1,236,502	0	876,124	58.53%	1,174,655
Benefits	561,825	561,825	44,120	351,095	0	210,730	62.49%	330,140
Supplies	61,900	63,105	2,406	19,771	5,625	37,709	40.24%	33,670
Equipment Maintenance	6,900	6,900	522	2,730	0	4,170	39.57%	2,373
Miscellaneous	180,095	180,270	2,270	121,998	0	58,272	67.68%	115,253
Equipment Rentals	7,900	7,725	0	1,650	1,650	4,425	42.72%	825
Special Services	1,675,881	1,816,881	216,627	1,108,571	279,457	428,853	76.40%	883,595
Facility Management Services	1,395,000	1,395,000	0	698,000	0	697,000	50.04%	686,250
Advertising Projects	140,000	137,000	1,970	11,538	10,671	114,791	16.21%	82,843
Sponsorships / Partnerships	174,000	186,000	0	59,966	21,000	105,034	43.53%	341,848
Media Advertising	680,000	698,292	56,124	279,059	336,943	82,290	88.22%	421,639
Travel	680,265	680,060	43,788	291,121	0	388,939	42.81%	234,494
Promotions / Special Events	1,171,000	1,603,476	91,433	495,263	220,303	887,910	44.63%	478,987
Memberships	82,615	82,615	2,628	57,061	0	25,554	69.07%	62,343
Total Expenditures	<u>8,924,007</u>	<u>9,531,775</u>	<u>612,010</u>	<u>4,734,325</u>	<u>875,649</u>	<u>3,921,801</u>	<u>58.86%</u>	<u>4,848,915</u>
TRANSFERS OUT:								
Transfer to ICVB Reserve Fund	200,000	200,000	0	0	0	200,000	0.00%	200,000
Transfer to ICC Reserve/CIP Fund	900,000	1,215,249	0	0	0	1,215,249	0.00%	500,000
Total Transfers Out	<u>1,100,000</u>	<u>1,415,249</u>	<u>0</u>	<u>0</u>	<u>0</u>	<u>1,415,249</u>	<u>0.00%</u>	<u>700,000</u>
TOTAL EXPENDITURES AND TRANSFERS OUT	<u>10,024,007</u>	<u>10,947,024</u>	<u>612,010</u>	<u>4,734,325</u>	<u>875,649</u>	<u>5,337,050</u>	<u>51.25%</u>	<u>5,548,915</u>

Percent of year completed = 66.6%

IRVING CONVENTION AND VISITORS BUREAU
GENERAL FUND
STATEMENT OF REVENUES, EXPENDITURES, AND CHANGES IN FUND BALANCE
FOR THE EIGHT MONTH PERIOD ENDING MAY 31, 2018

SUMMARY:

Beginning Fund Balance at October 1, 2017	3,748,152
Revenues and Transfers In	4,120,109
Expenditures and Transfers Out	<u>(4,734,325)</u>
Ending Fund Balance at May 31, 2018	3,133,936
Encumbrances	<u>(875,649)</u>
Unreserved Fund Balance at May 31, 2018	<u><u>2,258,287</u></u>

NOTES:

Adjusted Budget:

The adjusted budget includes prior year encumbrances in the amount of 607,768.

Transfer to ICC Reserve/CIP Fund - After approval by the Board and Council, the budget was adjusted by 315,249 which is the FY17 subsidy refund. The transfer will be made prior to year end.

Revenues & Transfers In:

Hotel Tax: The 1st and 2nd quarter hotel taxes have been received.

State of Texas Events Trust Fund: Funds received were for the 2017 USA Wrestling Event.

Expenditures & Transfers Out:

Special Services: Administrative Cost Reimbursement - 85,863; Advertising Agency - 79,202; Outside Services - 51,296; Miscellaneous - 266

Facility Management Services: Two subsidy payments have been processed

Promotions / Special Events: Business Development Incentive Program - 67,749; Local Programs - 23,287; Miscellaneous - 397

Irving Convention and Visitors Bureau

Check Register Report - May 2018



Generated: 6/13/2018 4:52:25 PM

Batch: 7311

<u>Number</u>	<u>Date</u>	<u>Payee</u>		<u>Amount</u>
80059223	05/03/18	ACADEMY OF VETERINARY CONSULTANTS	\$	1,830.00
80059224	05/03/18	AMERICAN ACADEMY OF CRANIOFACIAL PAIN	\$	510.00
80059225	05/03/18	CONFERENCE DIRECT	\$	3,000.00
80059226	05/03/18	CROWDRIFF INC.	\$	2,083.00
80059227	05/03/18	SUSAN D. CUTTS	\$	1,212.50
80059228	05/03/18	DELTA AIR LINES, INC.	\$	2,504.00
80059229	05/03/18	HAMPTON INN - LAS COLINAS	\$	360.00
80059230	05/03/18	IRVING - LAS COLINAS ROTARY CLUB	\$	120.50
80059231	05/03/18	IRVING POLICE ATHLETIC LEAGUE	\$	50.00
80059232	05/03/18	DEBORA C. MANUSAMA	\$	531.93
80059233	05/03/18	MEETINGS TODAY	\$	5,200.00
80059234	05/03/18	OMNI MANDALAY HOTEL	\$	1,400.00
80059235	05/03/18	PATHWAYS CORE TRAINING	\$	945.00
80059236	05/03/18	SHERATON DFW AIRPORT HOTEL	\$	1,558.00
80059237	05/03/18	SIGMA	\$	6,684.00
80059238	05/03/18	SIMPLEVIEW	\$	5,542.50
80059239	05/03/18	WFAA-TV INC	\$	5,280.00
80059240	05/03/18	WHO'S CALLING, INC.	\$	810.98
18 payments Batch Total: \$				39,622.41

Batch: 7318

<u>Number</u>	<u>Date</u>	<u>Payee</u>		<u>Amount</u>
80059241	05/10/18	AMERICAN COLLEGE OF EMERGENCY PHYSICIANS	\$	375.00
80059242	05/10/18	AMERICAN EXPRESS	\$	65,623.06
80059243	05/10/18	BT HOTEL LAS COLINAS LLC	\$	519.00
80059244	05/10/18	SUSAN D. CUTTS	\$	512.50
80059245	05/10/18	DALLAS FORT WORTH AIRPORT MARRIOTT	\$	1,702.00
80059246	05/10/18	DOUBLETREE DALLAS DFW AIRPORT	\$	23.00
80059247	05/10/18	EMERALD IRISH DANCE AND CULTURAL SOCIETY, INC.	\$	705.00
80059248	05/10/18	ESP, INC.	\$	2,600.00
80059249	05/10/18	EXPO TEX LLC	\$	2,000.00
80059250	05/10/18	FEDERAL EXPRESS CORPORATION	\$	128.52
80059251	05/10/18	FOUR SEASONS RESORT AND CLUB DALLAS AT LAS COLINAS	\$	3,365.00
80059252	05/10/18	HAMPTON INN - LAS COLINAS	\$	330.00
80059253	05/10/18	HYATT PLACE DALLAS/LAS COLINAS	\$	650.00

continued on next page

Batch: 7318

<u>Number</u>	<u>Date</u>	<u>Payee</u>		<u>Amount</u>
80059254	05/10/18	LA BUENA VIDA YOUTH LEADERSHIP FOUNDATION	\$	1,000.00
80059255	05/10/18	MALONEY STRATEGIC COMMUNICATIONS	\$	50,551.37
80059256	05/10/18	OMNI MANDALAY HOTEL	\$	268.00
80059257	05/10/18	PCMA SERVICES	\$	2,500.00
80059258	05/10/18	PERFORMANCE-SOLUTIONS-GROUP, INC.	\$	11,837.00
80059259	05/10/18	ROSELLE PLIEGO	\$	262.50
80059260	05/10/18	PRESTIGE GLOBAL MEETING SOURCE	\$	500.00
80059261	05/10/18	SHERATON DFW AIRPORT HOTEL	\$	1,464.00
80059262	05/10/18	SOUTHLAND CONFERENCE	\$	610.00
80059263	05/10/18	SPECIALTY FOOD ASSOCIATION, INC	\$	596.00
80059264	05/10/18	TIGER OAK MEDIA, INC	\$	1,000.00
80059265	05/10/18	TUCKER & ASSOCIATES, LLC	\$	90.77
			25 payments Batch Total: \$	149,212.72

Batch: 7323

<u>Number</u>	<u>Date</u>	<u>Payee</u>		<u>Amount</u>
80059266	05/17/18	AAA TEXAS / TEXAS JOURNEY	\$	4,452.00
80059267	05/17/18	AMERICAN RECOVERY ASSOCIATION	\$	3,050.00
80059268	05/17/18	AMERICAN SOCIETY OF ASSOCIATION EXECUTIVES	\$	5,410.59
80059269	05/17/18	ARES TRAVEL INC.	\$	1,250.00
80059270	05/17/18	CAROL BOYER	\$	130.00
80059271	05/17/18	DALLAS FORT WORTH AIRPORT MARRIOTT	\$	273.00
80059272	05/17/18	KATHERINE DIPIETRO	\$	168.77
80059273	05/17/18	DOUBLETREE DALLAS DFW AIRPORT	\$	368.00
80059274	05/17/18	EAST AFRICA CHAMBER OF COMMERCE	\$	575.00
80059275	05/17/18	EVENTS BY DESIGN	\$	515.00
80059276	05/17/18	LORI M. FOJTASEK	\$	89.19
80059277	05/17/18	WENDY FOSTER	\$	259.74
80059278	05/17/18	FOUR SEASONS RESORT AND CLUB DALLAS AT LAS COLINAS	\$	1,520.00
80059279	05/17/18	MAURA GAST	\$	206.44
80059280	05/17/18	CHERYL HOPKINS	\$	223.40
80059281	05/17/18	INDEPENDENT BANKERS ASSOCIATION OF TEXAS	\$	160.00
80059282	05/17/18	MARIANNE LAUDA	\$	70.89
80059283	05/17/18	KATHY LEVINE	\$	130.00
80059284	05/17/18	KAYLA MANSOUR	\$	70.72
80059285	05/17/18	MEETINGS TODAY	\$	2,000.00
80059286	05/17/18	OMNI MANDALAY HOTEL	\$	480.00

Batch: 7323

<u>Number</u>	<u>Date</u>	<u>Payee</u>		<u>Amount</u>
80059287	05/17/18	DIANA PFAFF	\$	65.00
80059288	05/17/18	DEBBIE ROBERTS	\$	277.62
80059289	05/17/18	KELLY ROCHE	\$	275.56
80059290	05/17/18	BARBARA SCHINGLE	\$	141.03
80059291	05/17/18	SHERATON DFW AIRPORT HOTEL	\$	1,045.00
80059292	05/17/18	LORI SIRMEN	\$	81.95
80059293	05/17/18	SPORTS CLUB AT FOUR SEASONS	\$	800.00
80059294	05/17/18	CAROL STODDARD	\$	240.35
80059295	05/17/18	TEXAS DEPARTMENT OF TRANSPORTATION	\$	868.87
80059296	05/17/18	TEXAS DEPARTMENT OF TRANSPORTATION	\$	6,043.41
80059297	05/17/18	TUCKER & ASSOCIATES, LLC	\$	4,000.00
80059298	05/17/18	VERIZON WIRELESS	\$	2,164.46
80059299	05/17/18	WFAA-TV INC	\$	7,670.00
80059300	05/17/18	MONTY WHITE	\$	199.44
80059301	05/17/18	MICHAEL ZUMBAUGH	\$	177.07
			36 payments Batch Total: \$	45,452.50

Batch: 7332

<u>Number</u>	<u>Date</u>	<u>Payee</u>		<u>Amount</u>
80059302	05/24/18	AERIAL PHOTOGRAPHY	\$	97.00
80059303	05/24/18	CROWDRIFF INC.	\$	2,083.00
80059304	05/24/18	DALLAS FORT WORTH AIRPORT MARRIOTT	\$	3,472.00
80059305	05/24/18	DELTA AIR LINES, INC.	\$	5,080.00
80059306	05/24/18	DFW FIBER FEST	\$	3,816.00
80059307	05/24/18	DOUBLETREE DALLAS DFW AIRPORT	\$	234.00
80059308	05/24/18	FEDERAL EXPRESS CORPORATION	\$	55.92
80059309	05/24/18	FOUR SEASONS RESORT AND CLUB DALLAS AT LAS COLINAS	\$	5,630.00
80059310	05/24/18	GUARANTEED EXPRESS, INC.	\$	44.80
80059311	05/24/18	IRVING CONVENTION CENTER	\$	13,501.43
80059312	05/24/18	NORTHSTAR TRAVEL MEDIA, LLC	\$	18,666.00
80059313	05/24/18	SHERATON DFW AIRPORT HOTEL	\$	2,497.00
80059314	05/24/18	SIMPLEVIEW	\$	20,833.66
80059315	05/24/18	STAPLES	\$	67.23
80059316	05/24/18	STARQUEST	\$	85.00
80059317	05/24/18	TEXAS HOUSE OF REPRESENTATIVES	\$	22.63
			16 payments Batch Total: \$	76,185.67

Batch: 7340

<u>Number</u>	<u>Date</u>	<u>Payee</u>		<u>Amount</u>
80059318	05/31/18	AMERICAN SOCIETY OF ASSOCIATION EXECUTIVES	\$	4,500.75
80059319	05/31/18	ELEMENT DFW AIRPORT NORTH	\$	110.00
80059320	05/31/18	FOUR SEASONS RESORT AND CLUB DALLAS AT LAS COLINAS	\$	865.00
80059321	05/31/18	STEPHEN A. GOODGAME	\$	830.00
80059322	05/31/18	GUARANTEED EXPRESS, INC.	\$	36.36
80059323	05/31/18	MALLOUF PHOTOGRAPHY	\$	450.00
80059324	05/31/18	MALONEY STRATEGIC COMMUNICATIONS	\$	28,650.84
80059325	05/31/18	OMNI MANDALAY HOTEL	\$	4,115.00
80059326	05/31/18	SHERATON DFW AIRPORT HOTEL	\$	1,220.00
80059327	05/31/18	TEXAS DEPARTMENT OF TRANSPORTATION	\$	2,679.28
80059328	05/31/18	TRIPADVISOR, LLC	\$	332.70
80059329	05/31/18	TUCKER & ASSOCIATES, LLC	\$	77.25
			12 payments Batch Total: \$	43,867.18
			107 payments Sub Total: \$	354,340.48

SUMMARY

107 payments TOTAL: \$ 354,340.48



ICVB
HOTEL OCCUPANCY TAX COLLECTIONS

Second Quarter 2017-18

From: [Marianne Lauda](#)
To: [Maura Gast](#)
Cc: [Mike Zumbaugh](#)
Subject: Hotels Reporting No Taxable Revenues - Q1 & Q2 2018
Date: Wednesday, June 06, 2018 2:53:00 PM
Attachments: [image001.png](#)
[RE Extended Stay America Hotels - update from City.msg](#)

Maura –

For the quarters ending 12/31/17 and 3/31/18, three hotels submitted their City of Irving Hotel / Motel Occupancy Tax Reporting Form claiming no taxable revenues for the quarter. Since all three properties have filed reports for the past 10+ years and have always reported taxable revenues, I wanted to call this to your attention.

We requested that finance contact the hotels and verify the amounts listed on the report. Finance contacted the hotels which confirmed that the reports are correct. We also requested that these hotels be included in the hotel tax audit currently being conducted by the city by the third party firm. Since there was opportunity for only one additional hotel to be added to the audit, we requested Extended Stay America be added to the list (see attached emails). The other two hotels will be considered for future audits.

I will let you know if I receive any further information regarding these hotels.
Thank you.

Q1 - 12/31/17

Extended Stay America

5401 Green Park

Prior year Q1 payment - \$6,575.29

Extended Stay Deluxe

605 Meadow Creek

Prior year Q1 payment – \$5,523.58

Q2 - 3/31/18

Budget Suites of America – Las Colinas

700 Walnut Ridge

Prior year Q2 payment - \$1,597.41

Marianne Lauda

Director of Accounting

972.401.7710 d

972.401.7728 f

500 W Las Colinas Blvd

Irving, TX 75039

mlauda@irvingtexas.com

[#VisitIrving](#) | [#IrvingRocks](#)



**IRVING CONVENTION AND VISITORS BUREAU
HOTEL OCCUPANCY TAX
BUDGET / ACTUAL
2017 - 2018**

	QUARTER ENDING 3/31/18	
	BUDGET	ACTUAL
STATE TAX (estimated) - 6%	4,453,853	4,450,872
CITY OF IRVING TAX - 9%	6,680,780	6,676,307
TOTAL ADMINISTRATIVE COST	148,420	142,428
<hr/>		
CONVENTION & VISITORS BUREAU - 57% OF 5%	2,116,326	2,114,164
Administrative Cost	(84,653)	(84,567)
Remittance Amount	2,031,673	2,029,597
<hr/>		
ARTS CENTER - 35.5% of 5%	1,317,227	1,316,716
Administrative Cost	(52,689)	(52,669)
Remittance Amount	1,264,538	1,264,047
<hr/>		
MUSEUM - 2.5% of 5%	92,822	92,726
Administrative Cost	(3,713)	(3,709)
Remittance Amount	89,109	89,017
<hr/>		
DOWNTOWN & EVENTS - 1% of 5%	37,129	37,090
Administrative Cost	(1,485)	(1,484)
Remittance Amount	35,644	35,606
<hr/>		
CONVENTION CENTER FUND - 2% of 9% (effective 01/01/00)	1,485,141	1,483,624
DEBT SERVICE - 4% of 5%	148,420	148,362
TOTAL	1,633,561	1,631,986
<hr/>		
ENTERTAINMENT CENTER - 2% of 9% (effective 04/01/08)	1,485,141	1,483,624

This report may not reconcile with the City of Irving HOT Tax Summary due to timing of reporting of delinquent amounts.

**IRVING CONVENTION AND VISITORS BUREAU
HOTEL OCCUPANCY TAX
JANUARY - MARCH**

HOTEL	ACTUAL 16-17	ACTUAL 17-18	DIFFERENCE	PERCENT
1 Atrium Hotel and Suites	8,355.67	9,853.35	1,497.68	17.92%
2 Dallas Marriott Las Colinas	107,813.65	105,624.44	(2,189.21)	-2.03%
3 DFW Airport Hotel & Conf Center	8,827.29	7,190.31	(1,636.98)	-18.54%
4 DFW Airport Marriott	132,490.36	140,558.83	8,068.47	6.09%
5 Doubletree DFW Airport North	62,563.79	68,522.10	5,958.31	9.52%
6 Embassy Suites - DFW Airport South	87,321.81	85,662.25	(1,659.56)	-1.90%
7 Four Seasons Resort & Club	193,837.30	211,017.39	17,180.09	8.86%
8 Hilton Garden Inn - DFW South	41,003.32	20,072.56	(20,930.76)	-51.05%
9 Hilton Garden Inn - Las Colinas	38,244.51	44,927.30	6,682.79	17.47%
10 Holiday Inn Las Colinas	14,437.70	25,138.00	10,700.30	74.11%
11 NYLO Dallas/Las Colinas	46,821.29	48,360.97	1,539.68	3.29%
12 Omni Mandalay Hotel at Las Colinas	135,142.57	139,060.86	3,918.29	2.90%
13 Sheraton Grand Hotel	81,336.19	81,091.70	(244.49)	-0.30%
14 Westin DFW	138,864.57	136,820.11	(2,044.46)	-1.47%
TOTAL LUXURY & FULL SERVICE	1,097,060.02	1,123,900.17	26,840.15	2.45%

ALL-SUITE / EXTENDED STAY				
1 Best Western - DFW Airport Suites	15,482.97	15,925.22	442.25	2.86%
2 Candlewood Suites - Las Colinas	12,121.27	11,830.16	(291.11)	-2.40%
3 Comfort Inn - DFW North	16,556.04	15,723.99	(832.05)	-5.03%
4 Comfort Suites - DFW Airport	15,422.83	14,829.20	(593.63)	-3.85%
5 Comfort Suites - Las Colinas	8,914.28	7,976.41	(937.87)	-10.52%
6 Country Inn & Suites - DFW South	13,143.09	13,981.82	838.73	6.38%
7 Crossland Economy Suites	3,086.16	4,378.95	1,292.79	41.89%
8 Element DFW North	26,829.42	26,282.39	(547.03)	-2.04%
9 Extended Stay America	3,517.48	5,617.19	2,099.71	59.69%
10 Extended Stay Deluxe	656.76	5,371.11	4,714.35	717.82%
11 Hawthorne Suites - DFW North	9,542.36	9,946.70	404.34	4.24%
12 Hawthorne Suites - DFW South	6,482.17	4,491.84	(1,990.33)	-30.70%
13 Holiday Inn Express - DFW North	33,689.27	26,688.19	(7,001.08)	-20.78%
14 Holiday Inn Express - Las Colinas	22,087.02	16,226.60	(5,860.42)	-26.53%
15 Holiday Inn Express - DFW South	26,024.91	25,317.04	(707.87)	-2.72%
16 Home2Suites	25,089.88	26,525.45	1,435.57	5.72%
17 Homestead Studio Suites - DFW North	3,295.22	6,182.67	2,887.45	87.63%
18 Homestead Village & Guest Studios	6,109.87	7,533.14	1,423.27	23.29%
19 Homewood Suites - DFW Airport	22,064.25	23,648.45	1,584.20	7.18%
20 Homewood Suites - Las Colinas	29,021.01	22,513.41	(6,507.60)	-22.42%
21 Hyatt House Dallas-Las Colinas	32,739.63	28,121.21	(4,618.42)	-14.11%
22 Hyatt Place Las Colinas	32,764.38	33,645.87	881.49	2.69%
23 Motel 6 / Studio 6 - DFW East	6,201.94	7,183.26	981.32	15.82%
24 Residence Inn - DFW North	15,270.56	16,466.56	1,196.00	7.83%
25 Residence Inn - DFW South	21,028.13	21,847.44	819.31	3.90%
26 Residence Inn - Las Colinas	22,204.68	18,349.53	(3,855.15)	-17.36%
27 Springhill Suites	25,783.57	29,560.25	3,776.68	14.65%
28 Staybridge Suites Las Colinas	22,207.03	23,390.05	1,183.02	5.33%
29 Staybridge Suites North	19,577.69	22,151.06	2,573.37	13.14%
30 Studio 6 - DFW North	278.50	0.00	(278.50)	-100.00%
31 Towneplace Suites	23,355.60	23,546.06	190.46	0.82%
32 Woodspring Suites Signature	5,343.18	7,117.57	1,774.39	33.21%
33 Extended Stay Properties	382.27	181.35	(200.92)	-52.56%
TOTAL ALL SUITE / EXTENDED STAY	526,273.42	522,550.14	(3,723.28)	-0.71%

**HOTEL OCCUPANCY TAX
JANUARY - MARCH (page 2)**

HOTEL	ACTUAL 16-17	ACTUAL 17-18	DIFFERENCE	PERCENT
LIMITED SERVICE				
1 Aloft Las Colinas	33,144.34	34,492.54	1,348.20	4.07%
2 Courtyard by Marriott - DFW North	43,901.08	42,350.34	(1,550.74)	-3.53%
3 Courtyard by Marriott - DFW South	30,258.10	22,875.55	(7,382.55)	-24.40%
4 Courtyard by Marriott - Las Colinas	34,835.32	37,391.94	2,556.62	7.34%
5 Fairfield Inn & Suites	24,438.30	22,423.02	(2,015.28)	-8.25%
6 Fairfield Inn - DFW North	20,775.84	24,828.41	4,052.57	19.51%
7 Fairfield Inn - Las Colinas	21,967.11	24,010.08	2,042.97	9.30%
8 Hampton Inn - DFW South	temp closed	temp closed	0.00	0.00%
9 Hampton Inn - Las Colinas	26,071.89	31,996.13	5,924.24	22.72%
10 Jefferson Street Bed & Breakfast	230.35	77.31	(153.04)	-66.44%
11 La Quinta Inn & Suites - Las Colinas	16,485.61	17,225.66	740.05	4.49%
12 La Quinta Inn & Suites - DFW South	16,755.08	17,330.26	575.18	3.43%
13 La Quinta Inn & Suites - DFW North	22,631.66	25,713.34	3,081.68	13.62%
14 Wingate Inn - DFW North	10,629.28	8,996.84	(1,632.44)	-15.36%
15 Wingate Inn - Las Colinas	18,704.35	19,152.84	448.49	2.40%
TOTAL LIMITED SERVICE	320,828.31	328,864.26	8,035.95	2.50%

BUDGET				
1 America's Best Value Inn	4,416.13	3,494.80	(921.33)	-20.86%
2 Arya Inn & Suites	1,783.47	1,702.50	(80.97)	-4.54%
3 Best Western Irving Inn & Suites	15,130.81	16,141.37	1,010.56	6.68%
4 Budget Inn	1,645.93	1,463.56	(182.37)	-11.08%
5 Budget Inn & Suites	958.42	840.25	(118.17)	-12.33%
6 Budget Lodge of Irving	3,679.02	2,298.09	(1,380.93)	-37.54%
7 Budget Suites of America - Las Colinas	1,597.41	0.00	(1,597.41)	-100.00%
8 Crossroads Hotel	2,016.10	1,557.78	(458.32)	-22.73%
9 Days Inn - DFW North	10,512.14	10,280.15	(231.99)	-2.21%
10 Days Inn	10,066.51	10,722.73	656.22	6.52%
11 Delux Inn	2,615.93	2,006.61	(609.32)	-23.29%
12 Delux Suites	511.46	430.91	(80.55)	-15.75%
13 Gateway Suites	1,682.67	1,607.54	(75.13)	-4.46%
14 Motel 6 - Dallas / Irving	8,110.32	7,821.53	(288.79)	-3.56%
15 Motel 6 - DFW North	8,323.35	8,666.82	343.47	4.13%
16 Motel 6 - DFW South	4,100.01	3,956.93	(143.08)	-3.49%
17 Quality Inn & Suites - DFW Airport	16,615.42	17,016.86	401.44	2.42%
18 Quality Inn & Suites - DFW South	9,339.02	11,835.24	2,496.22	26.73%
19 Red Roof Inn - DFW North	14,116.98	15,945.73	1,828.75	12.95%
20 Sleep Inn	8,012.11	7,351.41	(660.70)	-8.25%
21 Super 8 Motel - DFW North	7,923.05	8,007.99	84.94	1.07%
22 Super 8 Motel - DFW South	6,530.73	5,700.96	(829.77)	-12.71%
TOTAL BUDGET	139,686.99	138,849.76	(837.23)	-0.60%

	ACTUAL	ACTUAL	DIFFERENCE	PERCENT
GRAND TOTAL	2,083,848.74	2,114,164.33	30,315.59	1.45%

	BUDGET	ACTUAL	DIFFERENCE	PERCENT
2ND QUARTER	2,116,326.00	2,114,164.33	(2,161.67)	-0.10%

IRVING CONVENTION AND VISITORS BUREAU
YEAR-TO-DATE HOTEL OCCUPANCY TAX
OCTOBER 2017 - MARCH 2018

HOTEL	ACTUAL 16-17	ACTUAL 17-18	DIFFERENCE	PERCENT
LUXURY & FULL SERVICE				
1 Atrium Hotel and Suites	17,283.04	18,818.69	1,535.65	8.89%
2 Dallas Marriott at Las Colinas	194,247.77	188,137.54	(6,110.23)	-3.15%
3 DFW Airport Hotel & Conf Center	19,378.35	15,110.24	(4,268.11)	-22.03%
4 DFW Airport Marriott	249,323.34	274,687.53	25,364.19	10.17%
5 Doubletree DFW Airport North	117,679.47	127,723.19	10,043.72	8.53%
6 Embassy Suites - DFW Airport South	170,119.44	172,838.15	2,718.71	1.60%
7 Four Seasons Resort & Club	376,467.02	419,104.72	42,637.70	11.33%
8 Hilton Garden Inn - DFW South	80,267.75	55,446.29	(24,821.46)	-30.92%
9 Hilton Garden Inn - Las Colinas	74,263.34	82,128.48	7,865.14	10.59%
10 Holiday Inn Las Colinas	25,737.35	44,084.28	18,346.93	71.29%
11 NYLO Dallas/Las Colinas	90,600.84	93,737.15	3,136.31	3.46%
12 Omni Mandalay Hotel at Las Colinas	254,854.50	262,769.14	7,914.64	3.11%
13 Sheraton Grand Hotel	150,612.12	148,069.71	(2,542.41)	-1.69%
14 Westin DFW	243,695.75	254,731.90	11,036.15	4.53%
TOTAL LUXURY & FULL SERVICE	2,064,530.08	2,157,387.01	92,856.93	4.50%

ALL-SUITE / EXTENDED STAY				
1 Best Western - DFW Airport Suites	30,535.86	31,602.84	1,066.98	3.49%
2 Candlewood Suites - Las Colinas	21,820.50	21,118.50	(702.00)	-3.22%
3 Comfort Inn - DFW North	32,892.72	31,187.00	(1,705.72)	-5.19%
4 Comfort Suites - DFW Airport	31,569.66	30,282.47	(1,287.19)	-4.08%
5 Comfort Suites - Las Colinas	17,312.01	16,438.02	(873.99)	-5.05%
6 Country Inn & Suites - DFW South	24,746.95	26,263.18	1,516.23	6.13%
7 Crossland Economy Suites	4,818.95	9,169.55	4,350.60	90.28%
8 Element DFW North	51,832.86	49,424.36	(2,408.50)	-4.65%
9 Extended Stay America	10,092.77	5,617.19	(4,475.58)	-44.34%
10 Extended Stay Deluxe	6,180.34	5,371.11	(809.23)	-13.09%
11 Hawthorne Suites - DFW North	16,943.70	20,236.49	3,292.79	19.43%
12 Hawthorne Suites - DFW South	12,136.16	10,316.61	(1,819.55)	-14.99%
13 Holiday Inn Express - DFW North	62,995.04	56,546.53	(6,448.51)	-10.24%
14 Holiday Inn Express - Las Colinas	42,312.90	32,657.00	(9,655.90)	-22.82%
15 Holiday Inn Express - DFW South	49,522.71	48,499.11	(1,023.60)	-2.07%
16 Home2Suites	48,784.88	49,451.24	666.36	1.37%
17 Homestead Studio Suites - DFW North	9,274.36	7,538.98	(1,735.38)	-18.71%
18 Homestead Village & Guest Studios	14,179.34	13,952.77	(226.57)	-1.60%
19 Homewood Suites - DFW Airport	43,419.61	43,688.74	269.13	0.62%
20 Homewood Suites - Las Colinas	55,661.58	53,434.88	(2,226.70)	-4.00%
21 Hyatt House Dallas-Las Colinas	61,326.87	52,947.90	(8,378.97)	-13.66%
22 Hyatt Place Las Colinas	62,758.79	65,273.62	2,514.83	4.01%
23 Motel 6 / Studio 6 - DFW East	11,557.10	13,961.05	2,403.95	20.80%
24 Residence Inn - DFW North	28,783.42	30,289.78	1,506.36	5.23%
25 Residence Inn - DFW South	40,914.36	41,712.77	798.41	1.95%
26 Residence Inn - Las Colinas	42,680.69	38,678.84	(4,001.85)	-9.38%
27 Springhill Suites	51,089.96	55,114.05	4,024.09	7.88%
28 Staybridge Suites Las Colinas	42,356.37	44,047.58	1,691.21	3.99%
29 Staybridge Suites North	37,924.19	39,409.61	1,485.42	3.92%
30 Studio 6 - DFW North	696.61	291.88	(404.73)	-58.10%
31 Towneplace Suites	43,649.26	45,294.17	1,644.91	3.77%
32 Woodspring Suites Signature	10,371.75	13,052.89	2,681.14	25.85%
33 Extended Stay Properties	569.66	588.76	19.10	3.35%
TOTAL ALL-SUITE / EXTENDED STAY	1,021,711.93	1,003,459.47	(18,252.46)	-1.79%

HOTEL OCCUPANCY TAX
OCT 2017 - MAR 2018 (page 2)

HOTEL	ACTUAL 16-17	ACTUAL 17-18	DIFFERENCE	PERCENT
LIMITED SERVICE				
1 Aloft Las Colinas	62,023.92	65,706.86	3,682.94	5.94%
2 Courtyard by Marriott - DFW North	80,686.45	79,237.93	(1,448.52)	-1.80%
3 Courtyard by Marriott - DFW South	58,488.13	50,638.98	(7,849.15)	-13.42%
4 Courtyard by Marriott - Las Colinas	66,859.72	70,743.70	3,883.98	5.81%
5 Fairfield Inn & Suites	42,776.72	44,292.54	1,515.82	3.54%
6 Fairfield Inn - DFW North	39,025.23	44,692.56	5,667.33	14.52%
7 Fairfield Inn - Las Colinas	40,997.06	43,919.50	2,922.44	7.13%
8 Hampton Inn - DFW South	temp closed	temp closed	0.00	0.00%
9 Hampton Inn - Las Colinas	50,935.17	60,054.31	9,119.14	17.90%
10 Jefferson Street Bed & Breakfast	443.64	266.75	(176.89)	-39.87%
11 La Quinta Inn & Suites - Las Colinas	33,420.94	33,625.51	204.57	0.61%
12 La Quinta Inn & Suites - DFW South	33,044.18	36,240.21	3,196.03	9.67%
13 La Quinta Inn & Suites - DFW North	42,450.67	49,010.88	6,560.21	15.45%
14 Wingate Inn - DFW North	20,366.46	19,053.27	(1,313.19)	-6.45%
15 Wingate Inn - Las Colinas	36,492.20	37,986.63	1,494.43	4.10%
TOTAL LIMITED SERVICE	608,010.49	635,469.63	27,459.14	4.52%

BUDGET				
1 America's Best Value Inn	9,274.40	7,570.06	(1,704.34)	-18.38%
2 Arya Inn & Suites	3,086.30	2,936.87	(149.43)	-4.84%
3 Best Western Irving Inn & Suites	28,251.26	32,728.34	4,477.08	15.85%
4 Budget Inn	3,080.68	2,965.67	(115.01)	-3.73%
5 Budget Inn & Suites	1,994.68	1,792.09	(202.59)	-10.16%
6 Budget Lodge of Irving	6,858.15	5,144.20	(1,713.95)	-24.99%
7 Budget Suites of America - Las Colinas	2,749.00	2,376.56	(372.44)	-13.55%
8 Crossroads Hotel	3,788.95	2,987.28	(801.67)	-21.16%
9 Days Inn - DFW North	20,606.73	20,382.43	(224.30)	-1.09%
10 Days Inn	20,031.13	20,398.04	366.91	1.83%
11 Delux Inn	5,235.61	4,069.36	(1,166.25)	-22.28%
12 Delux Suites	897.40	1,067.33	169.93	18.94%
13 Gateway Suites	3,386.51	3,476.60	90.09	2.66%
14 Motel 6 - Dallas / Irving	16,277.78	15,735.13	(542.65)	-3.33%
15 Motel 6 - DFW North	16,550.87	17,559.64	1,008.77	6.09%
16 Motel 6 - DFW South	8,112.92	8,334.73	221.81	2.73%
17 Quality Inn & Suites - DFW Airport	32,620.23	34,516.76	1,896.53	5.81%
18 Quality Inn & Suites - DFW South	21,828.19	20,385.75	(1,442.44)	-6.61%
19 Red Roof Inn - DFW North	28,979.61	32,481.44	3,501.83	12.08%
20 Sleep Inn	16,643.24	13,503.49	(3,139.75)	-18.87%
21 Super 8 Motel - DFW North	16,338.13	16,029.12	(309.01)	-1.89%
22 Super 8 Motel - DFW South	12,950.85	10,750.32	(2,200.53)	-16.99%
TOTAL BUDGET	279,542.62	277,191.21	(2,351.41)	-0.84%

	ACTUAL	ACTUAL	DIFFERENCE	PERCENT
GRAND TOTAL	3,973,795.12	4,073,507.32	99,712.20	2.51%

	BUDGET	ACTUAL	DIFFERENCE	PERCENT
2 QUARTERS	4,098,927.00	4,073,507.32	(25,419.68)	-0.62%

**IRVING CONVENTION AND VISITORS BUREAU
HOTEL OCCUPANCY TAX
2017 - 2018 BUDGET**

BUDGET VS ACTUAL	BUDGET 17-18	ACTUAL 17-18	DIFFERENCE	%
1ST QUARTER OCT - DEC 2017	1,982,601	1,959,343	(23,258)	-1.17%
2ND QUARTER JAN - MAR 2018	2,116,326	2,114,164	(2,162)	-0.10%
3RD QUARTER APR - JUN 2018	2,317,319	0	(2,317,319)	-100.00%
4TH QUARTER JUL - SEP 2018	2,069,662	0	(2,069,662)	-100.00%
YTD TOTALS	8,485,908	4,073,507	(4,412,401)	-52.00%

PRIOR YEAR VS CURRENT YEAR	ACTUAL 16-17	ACTUAL 17-18	DIFFERENCE	%
1ST QUARTER OCT - DEC	1,889,946	1,959,343	69,397	3.67%
2ND QUARTER JAN - MAR	2,083,849	2,114,164	30,316	1.45%
3RD QUARTER APR - JUN	2,206,255	0	(2,206,255)	-100.00%
4TH QUARTER JUL - SEP	2,079,168	0	(2,079,168)	-100.00%
YTD TOTALS	8,259,218	4,073,507	(4,185,711)	-50.68%

**IRVING CONVENTION AND VISITORS BUREAU
BOARD OF DIRECTORS
MONDAY, JUNE 25, 2018**

BOARD REPORTS



2015-2018
IRVING CVB STRATEGIC PLAN
UPDATE TO THE BOARD OF DIRECTORS – June 2018

ICVB VISION

Irving will be a uniquely vibrant destination, attracting visitors of all kinds for unforgettable experiences.

ICVB MISSION

The Irving Convention and Visitors Bureau develops and markets Irving as a premier destination, enhancing the community's economy and quality of life.

THE BOARD'S MISSION

The Irving CVB Board will take ownership of the opportunities on its horizon, doing everything in its power to move the visitor vision of the destination forward by proactively putting the ideas, desires, and priorities on every table we can.

OVERVIEW

For each Goal identified, the Board considered a myriad of potential initiatives to advance both the destination and the ICVB. Utilizing the Fogg Method of prioritization, Board members ranked each initiative on its relative importance and difficulty. The next steps will be for the Board's committees to take on the work of furthering their respective goals, through detailed review and prioritization, including the establishments and the assignment of responsibilities.

The elements that comprise the Strategic Plan should not be considered as "mandates" as they are presented here. Through the work of the committees, the elements of this plan would be further vetted and workshopped, leading to possible changes in priorities or possible elimination of some elements. The plan would remain a "living" document as the committees do their work.

GOAL: CREATE DESTINATION DEFINING DEVELOPMENT

Assigned to the Destination Development Committee

Primary Initiatives:

- Perform a Competitive Destination Assessment with the goal to develop a Vision Plan for future development to include potential concepting of the following:
 - Bringing the Irving Music Factory project to fruition
 - The development of complimentary events to the IMF Festivals
 - Valley Ranch site (Cowboy's training facility)
 - An event(s) to replace the AT&T Byron Nelson Championship
 - Bring the Canals to Life and continue to enhance the Urban Center
 - Revisit the concept of a Waterfire style attraction to the Canals and potentially Delaware Creek
 - Additional public art to build upon existing assets
 - A pop-up strategy for the Heritage District to spur entrepreneurial investment
 - The Texas Stadium site (if the Blue Sky prospect does not choose Irving, be prepared to offer a "Cathedral Thinking" project for consideration)
- **INITIATIVE UPDATE: Due to the status of many of the major components identified, the assessment has been postponed and will be included as an advance to the 2018-and-beyond Strategic Plan update, through a DestinationNEXT assessment.**

- Develop an ongoing relationship with the City Council’s Planning & Development Committee to support a workable plan for the Heritage District that includes a sustainable approach to museum development in Irving.
- *INITIATIVE UPDATE: The newly created Irving Arts & Culture department has been created, and a key focus is the more sustainable and strategic approach to Irving’s museums. While not in the control nor direction of the ICVB, there is a very close working relationship between both organizations that has allowed our concerns and input to be heard.*
- Evaluate opportunities for the development of sports facilities that could be self-sustaining in terms of revenues and that could generate substantial room nights for Irving hotels.
- *INITIATIVE UPDATE: A sports assessment has been considered, but staff has recommended not moving forward with it until the opportunity that has been proposed by the Dallas Rugby Football Club at Spring Trail Park is either completed or runs its course. As well, the Drive Nation facility has just opened and anticipates a full calendar of tournament activities that should be assessed as well.*
- Evaluate adapting a space at the Irving Convention Center to become a café open to the public with regular operating hours to generate additional revenues (“Club Schulze”).
- *INITIATIVE UPDATE: In recent months, the ICC has experimented with offering regular hours during the week for the café; the schedule does vary from week to week, based on other events in the building. It remains an experiment and work in progress. Until the neighborhood around us and its restaurants are completed, we will continue to evaluate the costs and benefits of this offering.*
- Evaluate the concept of a “whistle stop”/on-demand DART station adjacent to the top floor of the ICC parking garage.
- *INITIATIVE UPDATE: There is no funding available for this station at this time. Our staff preference for a new/enhanced DART investment would be for a shuttle route that could service the Urban Center’s hotels, office buildings, new developments and the convention center.*
- Support the Parks Department in its goal of infrastructure repair and future parks development.
- *INITIATIVE UPDATE: Parks is beginning a new Master Planning process; as has been discussed recently by the Committee, it will be very important for the Board and staff to work together to make sure that visitor needs and concerns are heard as part of this process. Staff will continue to apprise the committee of any meetings, hearings or task forces on this process. NOTE: ICVB Board Member Debbi Haacke has been appointed to the plan’s Visioning Task Force.*
- Engage in discussions surrounding Public Transportation as it relates to the Visitor Economy, such as:
 - Shuttle/Trolley
 - Parking
 - Move and/or change the DART ICC Station and its parking
 - TRE Station
 - Hotel Shuttles
 - High Speed Rail
 - The opportunity with the proposed 15-acre DFW development that lies within Irving city limits.

- *INITIATIVE UPDATE: Staff continues to be very involved in a wide range of discussions surrounding Public Transportation and Parking issues, specifically in and around the Urban Center with the opening of the Music Factory, the anticipated full opening of Water Street in Fall 2018, and the ongoing discussions regarding the development of the Verizon/Hidden Ridge project.*

GOAL: SECURE IRVING'S COMPETITIVENESS AND RESOURCES

Assigned to the Board Development Committee

Primary Initiatives:

- Create a Task Force to analyze the best possible structure and focus for Irving's CVB.
 - Review successful (and unsuccessful) models around the country.
 - Keep current employee benefits in mind in any pro forma.
- *INITIATIVE UPDATE: A report is being delivered to the Board Development committee this month. The report recommends no changes in the organization's structure.*
- Perform a review of the By-Laws regarding appropriate length of term limits for officers.
- *INITIATIVE UPDATE: The By-Laws were reviewed, revised and approved in July 2016. The Committee agreed to review these every three years, unless other changes are needed that prompt an earlier review.*
- Enhance board Meeting layout to invite more/better interaction.
- *INITIATIVE UPDATE: Several variations on the board meeting layout were tried, ultimately leading to the current setup.*
- Consider "social-only" opportunities for Board Members to get to know each other.
- Review and evaluate Performance Measures to check for focus in light of new industry studies.
- Develop a way to monitor growth in all four of the quadrants of the "Circle of Tourism"
 - Visitation
 - Real Estate/Development
 - Workforce
 - Business Start-ups and Relocations
- *INITIATIVE UPDATE: Visitation data is captured through research from Smith Travel Research, as well as the research conducted for the ICVB by Destination Analysts. Real estate/development, workforce and business start-ups and relocation information is provided through the Irving Economic Development Partnership.*
- Develop a strategy to maximize involvement in CEOs for Cities.
- *INITIATIVE UPDATE: Participation in CEOs for Cities has continued to grow, and provide an excellent learning and relationship-building experience for the Irving attendees. The 2017 event did not materialize as the dates provided a conflict for the majority of attendees; the partners agreed that identifying another opportunity for the group to attend a conference of common interest or a community worth studying would remain a priority. Staff is continuing to evaluate other options for a study tour. CEOs for Cities has just announced a merger with Forward Cities.*

We are awaiting further information on what the new organization's focus and priorities will be to determine our level of engagement in the future.

- Develop a standardized feedback loop for Board Members to keep the Board and the Executive Director updated on advocacy efforts and conversations with Stakeholders and Community Leaders.
- Develop a Board self-evaluation mechanism.
- *INITIATIVE UPDATE: This has been developed and implemented.*
- Engage and activate Council Liaisons.

- Perform a long-range analysis of future funding of the ICVB (2016-2026)
 - Perform a competitive set study to determine the need for additional investment in the ICVB.
 - Analyze whether a Tourism Assessment District would be appropriate for Irving (for consideration in the 2017 Legislative Session).
 - *INITIATIVE UPDATE: Other issues occurred during the 2017 legislative issue that prevented Irving from being added to the existing legislation; this should be brought forward again with the 2019 session. It will not have state hotel association pro-active support, however, unless there is a specific project for which the funds are being sought. This discussion should be continued in the 2018-21 Strategic Planning process.*
 - Consider whether refinancing Convention Center debt presents advantages to the ICVB in addition to the City.
 - *INITIATIVE UPDATE: The Convention Center debt has now been refinanced.*
 - Analyze potential opportunities when the Art Center reverts to 15% of the Room Tax in 2026.
 - *INITIATIVE UPDATE: This discussion should be continued in the 2018-21 Strategic Planning process.*

- Develop a White Paper of recommendations based upon Task Force findings.

GOAL: ADVOCATE FOR THE ENHANCEMENT OF THE COMMUNITY'S BOTTOM LINE

Assigned to the Community Relations Committee

Primary Initiatives:

- Create a structured advocacy plan that engages the public and the business community on issues of public policy and development.
- Utilize Citizen's Forum to better tell our success stories and to more proactively congratulate City leadership on theirs.
- Building business coalitions
 - Former elected and appointed officials
 - Corporate CEOs
 - Brokers/Commercial Owners

- *INITIATIVE UPDATE: While not formally structured, these coalitions were clearly in place as all parties collectively dealt with the challenges handed down by the 2017 Texas legislative session.*
- Encourage the business community to reinforce to the City the importance of a variety of major projects
 - Having something to do after work is critical in attracting new business to the City
 - It's also just as important in attracting and retaining a quality workforce for our existing corporate residents
 - The Music Factory is not just for the Visitor Economy
 - *INITIATIVE UPDATE: The business community was very engaged (and remains so) with the Irving City Council and City leadership on seeing the Music Factory come to fruition.*
- The Chamber and EDC must be actively engaged.
- *INITIATIVE UPDATE: The Chamber and the EDC (EDAP) are very actively engaged with these issues.*
- Secure the commitment of 10+ business leaders and 10+ brokers/developers to call upon City Leadership to get deals done.
- *INITIATIVE UPDATE: As noted earlier, the business and development communities were actively engaged in front of and behind the scenes on these initiatives.*
- ICVB Board to be assigned individuals and Council members for personal contact.
- Engage former elected officials to become involved (they still have the influence).
- Reinforce that 70%+ of Irving's tax base is business...and why keeping that in place (or higher) should be the priority of every citizen.
- Achieve CEOs for Cities implementation.
- *INITIATIVE UPDATE: Participation in CEOs for Cities has continued to grow, and provide an excellent learning and relationship-building experience for the Irving attendees. The 2017 event did not materialize as the dates provided a conflict for the majority of attendees; the partners all agreed that identifying another opportunity for the group to attend a conference of common interest or a community worth studying would remain a priority. Staff is continuing to evaluate other options for a study tour. CEOs for Cities has just announced a merger with Forward Cities. We are awaiting further information on what the new organization's focus and priorities will be to determine our level of engagement in the future.*

**IRVING CONVENTION AND VISITORS BUREAU
BOARD OF DIRECTORS
*UPCOMING MEETINGS AND ACTIVITIES**

2018

June 25, 2018	Board Meeting Hilton Garden Inn DFW Airport South	11:45 a.m.
July 17, 2018	Community Relations Committee Irving Convention Center	11:30 a.m.
July 20, 2018	Executive Committee Meeting Irving Convention Center	9:00 a.m.
July 23, 2018	Board Meeting Irving Convention Center	11:45 a.m.
July 24, 2018	Executive Committee Meeting – Compensation Study Irving Convention Center	8:30 a.m.
August 7, 2018	Destination Development Committee Irving Convention Center	11:30 a.m.
August 17, 2018	Executive Committee Meeting Irving Convention Center	9:00 a.m.
August 20, 2018	Board Meeting Irving Convention Center	11:45 a.m.
September 14, 2018	Board Development Committee Irving Convention Center	9:00 a.m.
September 21, 2018	Executive Committee Meeting Irving Convention Center	9:00 a.m.
September 24, 2018	Board Meeting Irving Convention Center	11:45 a.m.
October 2, 2018	Community Relations Committee Irving Convention Center	11:30 a.m.
October 19, 2018	Executive Committee Meeting Irving Convention Center <i>PENDING: SPECIAL MEETING: Executive Director Performance Evaluation</i>	9:00 a.m.
October 22, 2018	PENDING: Board Meeting Irving Convention Center	11:45 a.m.

**IRVING CONVENTION AND VISITORS BUREAU
BOARD OF DIRECTORS
2018 UPCOMING MEETINGS AND ACTIVITIES
PAGE 2**

November 6, 2018	Destination Development Committee Irving Convention Center	11:30 a.m.
November 16, 2018	Executive Committee Meeting Irving Convention Center	9:00 a.m.
November 19, 2018	Board Meeting Irving Convention Center	11:45 a.m.
December 7, 2018	Board Development Committee Irving Convention Center	9:00 a.m.
December 14, 2018	Executive Committee Meeting Irving Convention Center	9:00 a.m.
December 17, 2018	Board Meeting Irving Convention Center	11:45 a.m.

* The ICVB Board of Directors routinely meets on the 4th Monday of the month; lunch is available at 11:15 a.m.; the meeting is called to order at 11:45 a.m.

+ Dates changed due to holiday, industry or schedule conflicts.

June 1, 2018

TO: ICVB Board Development Committee

FR: Maura Allen Gast, FCDME 

RE: Governance Review Report

The 2015-18 Irving Convention and Visitors Bureau Strategic Plan included this statement as a primary objective for the Board Development Committee, which has served as the “Task Force” noted:

- Create a Task Force to analyze the best possible structure and focus for Irving’s CVB.
- Review successful (and unsuccessful) models around the country.
 - Keep current employee benefits in mind in any pro forma.

These are the scenarios that were reviewed: Local Government Corporation/Authority (LGC) and a 501(c)6 structure, such as the Irving-Las Colinas Chamber’s. The baseline scenario is that of the current structure today – a department of city government that reports to a City Council-appointed Board of Directors.

For historic perspective, past reviews of the Irving organizational structure primarily have occurred reactively, and primarily in response to brewing political situations. This has been the first time we have had the luxury of analyzing the details with openness and the easy cooperation of all those whose assistance we have needed. My efforts in the past typically have had to be conducted out of sight, singularly by me in coordination with our board chair at the time, often as we awaited the outcome of a charter election.

I want to acknowledge the hard work, patience and persistence of Mike Zumbaugh, our VP/Finance & Administration, who has taken on the lion’s share of the review and research detail for this report. It has been a primary focus of his for the past 18 months or so. I also appreciate the assistance we have received from the City Attorney’s Office, particularly Christina Weber and Karen Brophy, for their work with Mike on this. Upon review of the Charter, the City Attorney’s Office has indicated a charter election would be needed in order to change our structure. This adds a key timing element to any conversation about change.

At every internal and external meeting we conducted as part of this review, I repeatedly have made the statement that this process is about the study of various organizational structures, and that there has been no decision made to “go private.” The perception that a decision was already made has nonetheless existed, causing considerable angst and concern (and rightly so), particularly for our staff. While I have done my best to calm those fears, they are nonetheless present, and I want to make sure you are aware of that. I’ve shared that I am wearing two hats throughout this process – one is a very personal and selfish hat, that of my own employment, retirement, insurance, etc.; and the other being the one you’ve charged me with wearing, which is



what is best for the organization. Part of that second hat also requires me to put on the perspective of my eventual successors, and the board's ability to successfully recruit the right candidates to next lead this organization.

Human factors critical to this process include:

- Keeping our employees
- Keeping tenure/vesting status and protecting those employees close to vesting with TMRS
- Maintaining – or improving – current benefits
- Maintaining – or improving – retirement plan and its security; including protecting current TMRS investments

In addition to the human factors, there are a couple of other key elements that I would want to be assured of with any change to our organizational structure:

- Continued authority and responsibility for the convention center
- Same percentage (or more) of the hotel occupancy tax with which to operate
- Long-term contract (if a 501(c)6 were to be considered)
- The CVB keeps its current Cash balances and its reserve funds
- The CVB keeps its existing assets, equipment, etc. (These remain City property, but we are not forced to go out and buy new furniture, computers, etc.)
- The CVB pays no rent for our offices at the convention center as is the current situation (although we do pay for the building's operations instead)

With any change, it would be critical to recognize we are still entrusted with public funds; transparency and integrity must remain top of mind for all policies and procedures. A different structure may not require us to be subject to Open Records Requests, but it would be my priority to make sure we continue to operate in full transparency and that we would always be willing to provide the information requested, provided it did not compromise our ability to operate and compete, nor our clients' rights. We would also continue to be subject to the same legal uses of the hotel occupancy tax, regardless of how we are structured.

I have no desire to see this organization shift into a "Membership" structure as a result of any change. A membership mindset forces you to serve only those who choose to write you a check, and I believe that is a tremendous disservice to our clients and to our community. I do not believe outside revenues would be there to allow a membership structure to pay for itself. And I do not believe our current structure prevents us from being able to generate other revenues, just that regardless of structure, those revenue opportunities are limited (outside of a legislative structure such as a Tourism Improvement District).

A key element for consideration of a change in structure is about the Board itself, and how appointments occur. Today, that is a process directed and controlled by the City Council; that likely would be the same under an LGC.



The big variable here would be how that might look within a 501(c)6 structure – a negotiating term within the contract likely would be board composition, and the City Council could determine they want to maintain control of that process because of the convention center responsibility and the use of hotel occupancy taxes. This committee has had prior discussion about the process and how it might be improved from the board’s perspective. But if that is the primary case to be made for a change in structure, then we are better served for the Board to have a purposeful, respectful and focused conversation with the City Council about how to make the process better, rather than to re-invent the organization to serve that purpose.

We have a very unique situation here in Irving in our structure, which I somewhat fondly refer to as a “Frankenstein.” There are days when I am quite certain that no one in their right mind would have ever intentionally built something like this. But there are more days when I realize that as unique as this structure is compared to the majority of my peers, it is a structure that has worked well for 45 years now. And when it hasn’t worked, it comes down to two things each and every time: people and politics. As we have gone through this process, the most clarity comes from that “people and politics” awareness. Regardless of our structure, the things that can and will interfere will always come down to people and politics. Three percent of our peers are structured as part of government; the largest portion of the remainder (94%) are primarily structured as some form of independent not-for-profit. And regardless of that, structure has never protected any Convention and Visitors Bureau from people and politics.

The ability to recruit the right candidate to (eventually) succeed me is not so simply summarized as people and politics, although those will remain critical. It was intentional that we conduct this governance study as we were also conducting the compensation study. The charter designates the right to establish compensation levels as part of this board’s responsibilities, separate and distinct from that of the City Manager. And to his credit, Chris Hillman has been extremely supportive, respectful and cooperative through this governance review, and of our salary survey process. He respects the board’s role and rights, and that is a distinct plus which goes a long way in minimizing the “people and politics” issues that could impact hiring the right candidate.

The right candidates will be interested in this job if: the destination is focused and has the support of its board and community to support visitor growth; if the organization budget is sufficient to do what needs to be done, and to accomplish any miracles expected to accomplish; the structure allows the organization to do what needs to be done and to accomplish the miracles; and if the salary and benefits are competitive. Ultimately, these elements are within the board’s authority to direct. The salary structure has been a sticking point in the past, and is a key factor in the weighing of the various options. It should not be as much of an issue going forward, pending the Board’s direction at the completion of the compensation study process.

With all that said, I am **NOT** recommending any changes be made to our operating structure. While it is unusual and occasionally clunky, it has served this community well for many years. The majority of the elements that could benefit from adjustment primarily are within the board’s power and authority to adjust, and it is my



recommendation that we deal with them in that way. Equally importantly, if not more so, the disruption that any change would cause to the personnel in this organization at this time just can't be overlooked. And finally, the interpretation from the City Attorney's Office that a Charter Election would be necessary to implement any change in our structure, definitely changes how the organization would want to approach the issue in the future.

The following provides an overview of the issues associated with each of the items that were established as the checklist for this process, broken down into two categories: Human/Personnel Issues and Operational/Business.





Hotel Development Standards

Planning and Development Committee
Item #4
June 7, 2018



Prior to 1999

- Hotels allowed by right in many zoning districts
- Minimum standards for parking based on kitchens or kitchenettes
- Concerns:
 - Growth in number of extended-stay hotels
 - New hotels in locations not appropriate for hotel use
 - Circumventing new limitations on new multifamily
 - Small rooms, limited services for guests



2

Standards Adopted Aug 5, 1999

- Hotels allowed only by site plan zoning
- Minimum standards:
 - Masonry exterior with articulation
 - Screening fences
 - Porte-cochere or covered entrance
 - Interior hallway access to rooms
 - Min. room size 300 sq. ft.
 - Amenities:
 - Room furnishings – bed, dresser, chair, table, bath or shower, sink, toilet, telephone, TV
 - Min. lobby and waiting area
 - More than 50 rooms requires 400 sq. ft. of meeting space, or a pool or other recreational area of 1000 sq. ft.
 - Daily housekeeping available for no charge
 - 24-hour staff



3

Standards Adopted Jan 25, 2007

- Concerns:
 - Grapevine adopted higher standards – 300 rooms, 380 sq. ft. room size, full service restaurant, 10,000 sq. ft. meeting space
 - Farmers Branch considering updated standards
- Changes:
 - 200 rooms
 - 5,000 sq. ft. meeting space
 - Full service restaurant with staff open for breakfast and lunch
 - 1000 sq. ft. pool or other recreation area
 - Other minor modifications – roofing materials, additional lobby design options
 - Staff, P&Z or council may request market studies and other data
 - Council may approve any hotel when it determines that “the proposed project will be of such high quality, innovative design and/or architectural significance so as to complement the surrounding development, satisfy an important market demand, or substantially contribute to the physical, social and/or economic well-being of the community and region.”

4

Recent Discussions

- Planning and Zoning Commission has requested a discussion of potential modifications
- Destination Development Committee of Irving Convention and Visitors Bureau discussed standards on May 15
- Discussion points:
 - provisions for non-full service hotels?
 - different standards for different areas?
 - Urban Center vs. near DFW Airport
 - SH-183 Corridor

5

Direction

- Any changes would be developed in consultation with ICVB, P&Z, hotel representatives



6



Discussion/Direction



LET'S PLAY *Irving*

PARKS MASTER PLAN

The City of Irving is updating the Parks, Recreation and Open Space Master Plan.

Join us for one of three public open house meetings to provide input on your priorities for the future of the parks, recreation and open space system.



Public Meeting #1

June 12

6 to 8 p.m.

Heritage Senior Center
200 S. Jefferson Street
Irving, TX 75060

(972) 721-2496

Public Meeting #2

July 10

6 to 8 p.m.

Lee Recreation Center
3000 Pamela Drive
Irving, TX 75062

(972) 721-2508

Public Meeting #3

July 12

6 to 8 p.m.

Cimarron Recreation Center
201 Red River Trail
Irving, TX 75063

(972) 910-0702

Pedicab Program

Transportation and Natural Resources Committee
June 6, 2018

Overview

- Background
- Pilot Project Area
- Opportunities/ Challenges
- Discussion / Guidance

Background

- Pedicabs are a unique mode of non-motorized passenger transportation for short trips.
- Currently operating in:
 - New York City
 - Austin
 - Miami
 - Ft. Worth
 - Arlington
 - Philadelphia
 - Portland
 - Dallas
 - San Diego
 - San Francisco
 - Boston
 - Savannah

3

Pilot Project Area

Location:

The Las Colinas Urban Center

Timeframe: 6 months

- Las Colinas Blvd. (Riverside Dr to Promenade Pkwy)
- Lake Carolyn Pkwy (Las Colinas Blvd to Promenade Pkwy)
- Promenade Pkwy (Las Colinas Blvd to Lake Carolyn Pkwy)
- O'Connor Blvd (Las Colinas Blvd to Lake Carolyn Pkwy)



4

Opportunities/ Challenges

Opportunities

- Connection to hotels, restaurants, and the entertainment venues
- Connection to DART Transit
- Zero Emission Transportation
- Fun Tourism Option
- Marketing of Urban Center
- Customer Convenience
- Enhance Urban Center Mobility

Challenges

- Roadway/Traffic Impacts
- Safety/Staging
- Permits/Inspections
- Program Management
- Passenger Payment Process
- Driver Appearance and Overall Pedicab Aesthetic Regulation

5

Discussion / Input

- Pilot Project
 - Develop agreement
 - Bring back to Council
 - Post Pilot Project (Next Steps)
 - Develop Ordinance
 - Bring back to Committee/Council
- Develop Ordinance

6





City Holiday/No Trash Collection

In observance of Independence Day, there will be no residential trash, curbside recycling or brush collection on July 4. In addition, the following facilities will be closed:

- City Hall
- Hunter Ferrell Landfill
- Irving libraries
- Recreation centers
- Heritage Aquatic Center*
- Irving Animal Care Campus
- Irving Arts Center
- North Lake Natatorium

* Closed for renovations through early August.

All offices and services will resume normal business hours on July 5. ■



page 3

Irving's high-quality water is thoroughly tested and meets all drinking water standards. Residents are reminded of ongoing irrigation guidelines.

RESIDENTIAL
CUSTOMER

PRINTED
BY
ECORSS
U.S. POSTAGE
PAID
IRVING, TX
PERMIT NO. 883

IRVING CITY Spectrum

JUNE 2018 / VOL 25 / NO 6

f t v i CityofIrving.org



Irving Parks and Recreation to Get Master Plan, Community Input Requested

There is no doubt: Irving's parks and trails, pools, recreation centers and sporting venues are popular. From swimming to soccer, running to family picnicking, Irving residents play and learn in these city-owned facilities.

However, a number of the venues are aging, and Irving's population is growing dramatically. Recognizing the need to ensure Irving's facilities remain relevant, safe and ready to serve the city's future generations, Halff Associates has been engaged to conduct an extensive evaluation and to develop a Parks and Recreation Master Plan.

The Dallas-based firm provides full-service engineering, architecture, environmental planning, landscape architecture, right of way, and surveying and information technology services for public and private sector clients.

During the next 16 months, the Halff team, along with city staff, will evaluate the status of the Parks and Recreation's current infrastructure: 110 city parks, 30 miles of trails, 8 recreation facilities and 6 pools.

"A master plan will provide a tremendous opportunity for Irving to create and fund exciting, innovative, and sustainable parks, sports and recreational facilities, said Irving Mayor Rick Stopfer."

Residents will play a significant role in developing the plan. The team has scheduled public meetings to gather resident input.

Public Meetings:

- 6 to 7:30 p.m., June 12, Heritage Senior Center, 200 S. Jefferson St.
- 6 to 7:30 p.m., July 10, Lee Park Recreation Center, 3000 Pamela Drive
- 6 to 7:30 p.m., July 12, Cimarron Park Recreation Center, 201 Red River Trail

Once completed, the Halff team and city staff will evaluate the feedback and data gathered to build a forward-looking, prioritized master plan. The plan will include identified funding options and recommended programming, and will establish operational and staffing needs. The master plan will include a five-year implementation period, with a 10-year horizon outline.

"Much of our current infrastructure is 20 to 30 years old — dated and expensive to maintain," said Stopfer. "We are preparing now to build the next generation of Parks and Recreation facilities, incorporating current ideas and new technology. It is an exciting time in Irving."

For more information on the Irving Parks and Recreation master plan, visit CityofIrving.org/Parks. ■

CELEBRATE THE ANNUAL CANAL FEST JUNE 9

The fifth annual Canal Fest will send visitors on an immersive cultural journey from 2 to 10 p.m. June 9 at 501 E. Las Colinas Blvd. The event will celebrate world cultures through dance, music, art and food with three stages showcasing one or more continents, including Africa, Europe, Asia, and North and South America.

The festival will feature more than two dozen performers and will include flamenco, folk and belly dance, as well as an African percussion ensemble. The event will include food, activities, children's crafts, cultural displays and vendors that represent their corresponding continents. View artifact displays from several international museum collections. Visitors are encouraged to dress in clothing that represents their own heritage or culture for photo opportunities.

Admission and activities are free. This year's festival has been temporarily relocated to Lake Carolyn due to road construction along Las Colinas Boulevard. Parking is available in area parking garages for \$10 per vehicle. Those attending are encouraged to ride the DART Orange Line to the Las Colinas Urban Center Station. A free shuttle will provide transportation between the station and the event. Visit IrvingEvents.org for more information. ■



LIFEGUARD JOB OPPORTUNITIES

Become a lifeguard for Irving. The city is currently hiring for year-round and seasonal jobs. These employment opportunities are available to Red Cross-certified lifeguards, ages 16 and older.

Training Available

While certified lifeguards are welcome to apply, those needing certification can take a lifeguarding class and become certified in Red Cross (Lifeguard, First Aid, CPR and AED). Register for lifeguard classes at North Lake Natatorium or call (972) 756-0860.

Application Process

Red Cross-certified individuals, as well as candidates with pending certification, are encouraged to apply. New hires must be available for orientation. Apply online at CityofIrving.org or visit CityofIrving.org/Lifeguard for more information. ■



Score! Irving Police Athletic League's Summer Hoops and Kicks Programs Return July 9

Calling all Irving kids 8 to 14 years old! The Irving Police Department and the Irving Police Athletic League (IPAL) have opened registration for the Summer Hoops and Kicks programs.

The programs teach the fundamentals of basketball and soccer, while also teaching kids the value of good sportsmanship and how to work as a team.

Both camps are free and run from July 9 to Aug. 3. Summer Hoops is for kids ages 10 to 14; Summer Kicks accepts kids ages 8 to 14. Free breakfast and lunch will be served daily.

Summer Hoops and Summer Kicks are just two programs in a catalogue of classes and activities IPAL offers the community. The IPAL program is a national 501(c)(3) nonprofit program, and the Irving chapter is one of the most successful. For more than 25 years IPAL has worked with at-risk kids to build self-esteem through athletic activities. IPAL is in the middle of a major fundraising effort to expand its facility and programs, and serve more kids.

Visit IrvingPal.org for more information on IPAL and registering for Summer Hoops and Summer Kicks. ■



A free puppet show tells the story of The Wonderful Wizard of Oz on June 19.



Summer art camps for ages 4 to 16 are offered weekly through the first week of August.

Make Way for Summer Fun this June at Irving Arts Center

Irving Arts Center, 3333 N. MacArthur Blvd., is a Smithsonian affiliate institution that is home to many forms of art and entertainment. To learn more, visit IrvingArtsCenter.com or call (972) 252-7558.

June 2, 9, 16, 23 and 30 | Saturday Farmers Market, Four Seasons Markets

9 a.m. to 2 p.m. | South Parking Lot | Free
European-style markets where ranchers, farmers, specialty food producers and artisanal craftsmen can interact with customers and other vendors in a colorful, exciting family friendly atmosphere that mimics the village market popular throughout Europe. Shop the market then cool off while browsing the galleries.

June 4-8 | California Dreamin' Multi-Arts Adventure Camp

8 a.m. to 5 p.m. | Ages 6-12 | \$210
Pop-up books. Street graffiti. Sea shell shadow boxes. Music and yoga. This camp offers a magical mix that will have children California Dreamin' in no time!

June 7 | JumpstART – Camping!

10 a.m. | Suite 200 | Free
Join the fun around the “campfire” for talks of adventure – indoors and out. JumpstArt pairs storytime with fun art projects on the first Thursday of each month. Create a take-home art project to match the theme then browse the galleries as part of this fun morning activity.

June 9 | “Juneteenth” the Play, Irving Black Arts Council

7 p.m. | Dupree Theater | \$30-\$40
Hot off the heels of the major success of his stage play, “Watch Night: A Freedom’s Eve Story,” T.K. Henderson and Greg Ellis — the former Dallas Cowboys star turned playwright and director — have written the follow up play, “Juneteenth.” Through dialogue and music, with modern day scenes and flashbacks to 1865, “Juneteenth” recreates the pivotal story of slavery in the state of Texas, and how the slaves were finally granted freedom.

June 10 | Second Sunday Funday: The Wright Stuff!

1 to 4 p.m. | Suite 200 | Free
Every second Sunday, Irving Arts Center hosts Family Funday — a free program that is fun for the whole family. This month, attendees can drop in anytime between 1 and 4 p.m. to design some astounding structures while celebrating the birthday of the great American architect, Frank Lloyd Wright (June 8, 1867-April 9, 1959).

June 11-15 | The Grand Canyon State Multi-Arts Adventure Camp

8 a.m. to 5 p.m. | Ages 6-12 | \$210
Jackrabbits and Native American design from paper coil baskets to weaving are featured with a musical soundtrack, The Grand Canyon Suite — the perfect accompaniment to Arizona’s grand beauty.

June 13-17 | The 23rd Annual TNT Youth Conference

Organized by Texas Nonprofit Theatres, the TNT Youth Conference is a five-day event, celebrating young people’s involvement in the performing arts. Visit TexasTheatres.org to learn more.

June 18-22 | Land of Enchantment Multi-Arts Adventure Camp

8 a.m. to 5 p.m. | Ages 6-12 | \$210
Stop and smell Georgia O’Keeffe’s flowers; take a creative writing journey through the Carlsbad Caverns; and immerse in the enchanting rhythms and artistic stylings of Native American culture in New Mexico.

June 18-22 | Down by the Sea, Intro to Theatre/ Creative Dramatics Mini-Camp

9:30 to 11:30 a.m. | Ages 4-5 | \$75
Using creative dramatics, songs, games and teamwork, junior campers will bring to life a story about a summer day at the beach. The week concludes with a short presentation for families and friends.

June 19 | Children’s Day at the Theatre, Irving Parks and Recreation

11 a.m. and 2:30 p.m. | Carpenter Hall | Free*
Le Theatre de Marionette, an award-winning Texas original, brings to life a storybook puppet show with beautiful, hand-made string puppets. Theater-goers will reacquaint themselves with Dorothy’s magical journey to the Land of Oz in this musical marionette adaptation, based on the children’s storybook, “The Wonderful Wizard of Oz.” Recommended for audiences of all ages. *Tickets are first-come, first-served and are available one hour before the show. No advance tickets will be offered.

June 23 | Gospel Music Gala, African Nations Fellowship

7 p.m. | Carpenter Hall | \$10-\$20
The African Nations Fellowship presents its annual Gospel Music Gala.

June 24 | Concert of the Legend with Pandit Birju Maharaj

5 p.m. | Carpenter Hall | \$35-\$100
The king of Kathak dance, the legendary Pandit Birju Maharaj of India, will perform magnificent traditional Kathak dances from temples to royal courts, through Hindu to Muslim cultures. Accompanied by his disciple Sangeet Natak Academy award-winner Vidushi Saswati Sen. To learn more, visit KathakRhythms.com.

June 25-29 | Lone Star Multi-Arts Adventure Camp

8 a.m. to 5 p.m. | Ages 6-12 | \$210
Paint a Texas panhandle landscape and produce a piece of art inspired by the famed Cadillac Ranch sculpture and other popular Texas roadside attractions. From the Texas dance hall right down to the boots, find inspiration in the Lone Star state of mind.

June 25-29 | South by Southwest Teen Scene Camp

8 a.m. to 5 p.m. | Ages 13-16 | \$210 (\$105 half day)
From the New Mexico mountains and mesas through the West Texas plains of the Llano Estacado, this camp embodies the spirit of the Southwest. Campers will create art which draws on the origins, traditions and art of the Caddo Indians and the storytelling of the cowboys.

In the Galleries

Free guided gallery tours are offered at 6:30 p.m. Thursdays and 2:30 p.m. Sundays.

33rd Annual Texas and Neighbors Five State Competition

Through June 9 | Main Gallery | Free
Cosponsored by the Irving Art Association and the Irving Arts Center for the past 32 years, this prestigious five-state competition (Texas, Oklahoma, Arkansas, Louisiana and New Mexico) pulls entries representative of the best of American art. The 33rd installment of this exhibition will be juried by Lyle Novinski, Professor Emeritus of Art and former Chair of the Art Department at the University of Dallas.



2018 TXN Selected Work (acrylic) by Beth Menking

Grant Wood and the American Heartland: Prints and Works on Paper


Through July 1 | Dupree Lobby | Free
Presented by Irving Arts Center in conjunction with Celebrating Irving 2018, featuring works by American painter, Grant Wood and his fellow Regionalists, including Thomas Hart Benton, John Bloom and John Steuart Curry. Included are two scale drawings of soldiers portrayed in the 24 x 20 foot stained glass memorial window Wood designed for the Veterans Memorial Building in Cedar Rapids, Iowa.



Detail of Grant Wood’s stained glass Veteran’s Memorial Window

The Mother Road Revisited: Route 66 Then and Now

June 2-Sept. 2 | Carpenter Lobby | Free
The exhibition aims to explore the idea of travel and American culture through interactive photography. Vernacular photographs taken in the 1950s and ‘60s are featured and paired with contemporary photographs Natalie Slate shot along the modern-day Route 66, from the same locations and vantage points. The images are backlit, and overlaid inside interactive light boxes so as to create a unique road trip experience along the Mother Road, or America’s Main Street, with a view towards both past and present.



Barstow, Composite Image by Natalie Slater

Chinese Garden Party: Annual Exhibition of Chinese Brush Paintings and Ikebana

June 16-July 8 | Carpenter Lobby | Free
2 to 4:30 p.m. June 24 | Reception and demo
Annual exhibition of Chinese brush paintings and Ikebana, the Japanese art of floral arrangement, is presented by The Association of Oriental Arts in association with the Dallas and Fort Worth Chapters of Ikebana International and the Dallas Chapter of Sogetsu School.



Chinese brush painted fan

Irving Quilt Guild

June 16-July 8 | Focus Gallery | Free
Approximately 20 quilts created by members of the Irving Quilt Guild will be on display.



Quilt exhibited at the 2017 North Texas Quilt Show

Gallery Hours

9 a.m. to 5 p.m. Mon., Tues., Wed. and Fri.;
9 a.m. to 8 p.m. Thur.; 10 a.m. to 5 p.m. Sat.;
and 1 to 5 p.m. Sun.

Irving Arts Center Seeks Volunteers

The Irving Arts Center is seeking residents to serve as 2018-20 Advisory Grant Review Panelists. Residents who have knowledge of the visual and/or performing arts as practicing artists, experience through other participation in the arts, or attend a variety of arts events as a consumer are eligible to apply. Panelists volunteer time as a service to the Irving Arts Center and the arts community, and they are appointed for a two-year term. Panelists will be expected to attend events of funded organizations during their terms (tickets provided by the Irving Arts Center).

There is a required orientation and training session prior to beginning service. Panelists do not make funding decisions, but review the grant applications, rank them according to their relative quality and merit, and assess the probability of each applicant achieving its proposed

project goals. The panel provides advice and guidance to the Arts Board in making the funding recommendations.

For Fiscal Year 2018, the Irving Arts Board will appoint panel members in August. Every effort is made to appoint panelists that reflect the diversity of Irving and include balanced representation of those with expertise, experience and knowledge of theatre, music, dance and the visual arts. Panelists must be Irving residents.

Those who would like to be considered may be nominated by others or may apply directly using forms available at IrvingArtsCenter.com under the “Get Involved” section of the website. Deadline for submission is Aug. 1. For more information, contact Kass Prince at (972) 252-7558 (ext. 1242) or koprince@cityofirving.org. ■

Runoff Election to Decide Single-Member District Place 6

Registered voters will head back to the polls for a runoff election June 16 to elect a City Council member to Single-Member District Place 6.

Irving voters will decide between Shayan Elahi, Attorney, who has resided in the territory for three years and Albert Zapanta, President and CEO of Planning, Inc., who has lived in the territory for 12 years.

Early Voting Dates, Times

- June 4-8 – Monday-Friday, 8 a.m. to 5 p.m.
- June 9 – Saturday, 8 a.m. to 5 p.m.
- June 10 – Sunday, 1 to 6 p.m.
- June 11-12 – Monday-Tuesday, 7 a.m. to 7 p.m.

Early Voting Location

- City Hall, 825 W. Irving Blvd.
- Irving Arts Center, 3333 N. MacArthur Blvd.
- Valley Ranch Library, 401 Cimarron Trail

Election Day Voting Date, Times

June 16 – Saturday, 7 a.m. to 7 p.m.

Residents voting on Election Day must vote at the polling place designated by the election precinct in which they reside. To locate the polling location by precinct, visit CityofIrving.org/City-Secretary. Results will be posted to CityofIrving.org and DallasCountyVotes.org.

For more information about the runoff election, call (972) 721-2493. ■

Elección de segunda vuelta para definir el Lugar 6 del distrito de miembro-único

Los votantes inscritos regresarán a las urnas para la elección de segunda vuelta el 16 de junio para elegir a un miembro del Concejo Municipal para el Lugar 6 del distrito de miembro-único.

Los votantes de Irving decidirán entre Shayan Elahi, abogado, que ha residido en el territorio por tres años y Albert Zapanta, Presidente y CEO de Planning, Inc., que ha vivido en el territorio por 12 años.

Fechas de votación adelantada - Horario

- junio 4-8 – lunes-viernes, 8 a.m. a 5 p.m.
- junio 9 – sábado, 8 a.m. a 5 p.m.
- junio 10 – domingo, 1 a 6 p.m.
- junio 11-12 – lunes-martes, 7 a.m. a 7 p.m.

Lugar de votación adelantada

- Alcaldía, 825 W. Irving Blvd.
- Centro de Artes de Irving, 3333 N. MacArthur Blvd.
- Biblioteca de Valley Ranch, 401 Cimarron Trail

Fecha de votación el día de las elecciones - Horario

16 de junio – sábado, 7 a.m. a 7 p.m.

Los residentes que voten el día de las elecciones deben votar en el lugar de votación designado por el distrito electoral en el que residen. Para encontrar el lugar de votación de su distrito electoral, visite CityofIrving.org/City-Secretary. Los resultados se publicarán en CityofIrving.org y DallasCountyVotes.org.

Para más información sobre la elección de segunda vuelta, llame al (972) 721-2493. ■



Residents Reminded of Water Conservation Requirements

The City of Irving reminds residents of the ongoing water conservation plan, which calls for year-round efficient irrigation measures. All residents and businesses are limited to irrigating only twice-per-week, according to scheduling for odd and even addresses:

- Even numbered addresses (those ending in 0, 2, 4, 6 or 8) may water on Tuesday and Saturday.
- Odd numbered addresses (those ending in 1, 3, 5, 7 or 9) may water on Wednesday and Sunday.
- No irrigation is allowed between 10 a.m. and 6 p.m. on any day from April 1-Oct. 31.
- Use of free-flowing hoses is prohibited; hoses must have attached a positive shutoff nozzle and be under the control of a person when in use.
- All private property leaks must be repaired in a timely manner.
- Irrigation is prohibited on Monday, Thursday and Friday.

While research has shown that twice-per-week irrigation is an appropriate amount during warm months, residents are encouraged to visit WaterMyYard.org to receive timely and specific information about how much irrigation is needed to supplement precipitation. Subscribers to WaterMyYard.org will receive weekly emails with instructions on how much additional water is required for a healthy landscape.

Drought restrictions/irrigation guidelines are available at CityofIrving.org, as well as helpful hints about ways to conserve water and instructions for requesting an irrigation variance for newly installed plantings. All water conservation elements and irrigation ordinance limits will be enforced.

Visit CityofIrving.org/Water-Utilities for more information. ■

Irrigation Guidelines

The Water Conservation Plan allows watering twice-per-week. No irrigation on Monday, Thursday or Friday.

Sunday	Tuesday	Wednesday	Saturday
Odd address	Even address	Odd address	Even address

Odd-numbered addresses end in 1, 3, 5, 7 or 9 and even-numbered addresses end in 0, 2, 4, 6 and 8. No watering on any day between 10 a.m. and 6 p.m. from April 1 through Oct. 31.



IRVING POLICE ATHLETIC LEAGUE EYEING LARGER FACILITY

Established in 1992 the Irving Police Athletic League (IPAL) works with youth all over Irving. The IPAL Program is a national 501(c)(3) nonprofit program; and the Irving chapter is one of the most successful. IPAL officers work with "at-risk" youth in Irving, using athletic activities to build their self-esteem and promote a healthy lifestyle. IPAL has touched the lives of thousands of kids through programs that range from boxing to archery and canoeing.

The program has seen tremendous growth and continues to grow with every passing year, so much in fact, its 6,000-square-foot facility can no longer accommodate all the kids served. IPAL officers are working hard to raise money for a larger facility. They have already secured a \$202,000 grant, but the grant is contingent on raising matching funds of another \$202,000.

Right now, 1,500 children a year benefit from the IPAL program. This expansion plan would allow for more children to be served.

"Some officers who serve our department today grew up in the IPAL program. This is such an amazing resource and asset to our community and residents," said Mayor Rick Stopfer.

Visit IrvingPal.org for more information on IPAL, their programs and the expansion. ■



IRVING'S 2017 WATER QUALITY REPORT AVAILABLE ONLINE

In accordance with Congress' 1996 amendment to the Safe Drinking Water Act (SDWA), all water utilities including the City of Irving Water Utilities Department, must provide customers with an annual report on drinking water quality. Each year, the Texas Commission on Environmental Quality and the City of Dallas provide water quality data. Once the data is received, it is compiled into a report and made available to Irving water customers by July 1.

Under the SDWA, the U.S. Environmental Protection Agency (EPA) is responsible for setting national limits for hundreds of substances in drinking water, and it specifies various treatments water systems must use to remove these substances. Similarly, the Food and Drug Administration regulations establish limits for contaminants in bottled water, which must provide the same protection for public health.

Data gathered from ongoing testing confirms Irving's tap water is safe to drink, and it meets or exceeds all standards set by the EPA. When drinking water meets federal standards, there may not be any health benefits to purchasing bottled water. In addition, Irving's water rates are among the lowest of any major North Texas municipality.

To learn more about the sources of the city's water supply, as well as detailed information on the substances contained therein, review the City of Irving's 2017 Water Quality Report in its entirety at CityofIrving.org/Water-Report. ■



REMINDER: DO NOT LEAVE CHILDREN IN THE CAR

Each year in the U.S., an average of 37 children die from heat-related deaths after being trapped inside motor vehicles, according to the Texas Department of Family and Protective Services. The temperature inside a vehicle can rise 20 degrees in as little as 10 minutes, and 50 degrees in an hour — even when outside air temperatures are in the 70s.

Safety tips from the Irving Fire Department:

- Never leave children or pets in a parked car — even if the windows are slightly open.
- Put something that will be needed for work, such as a cellphone, briefcase or employee badge, in the back seat.
- Keep a stuffed animal in the car seat. When the child is buckled in, place the stuffed animal in the front seat as a reminder.
- When leaving, check to be sure everyone is out of the car. Do not overlook children who may have fallen asleep.
- Call 911 to report a child unattended in a vehicle.

For more information, call (972) 721-2514. ■



ANIMAL SERVICES OFFERS SUMMERTIME PET CARE TIPS

Spring and summer are natural times for animals to breed, meaning more litters of dogs and cats. As a result, the Irving Animal Care Campus (IACC), 4140 Valley View Lane, sees a drastic increase in the number of animals brought into the facility.

Irving Animal Services reminds residents to pay special attention to their pets this summer to ensure they stay safe and healthy through the season's heat and humidity.

- An animal with a microchip and a pet identification tag can be returned to its owner without ever setting foot in an animal shelter. Microchips are an easy way to ensure a pet makes its way home and can be implanted for only \$10 at the IACC.
- Do not leave animals locked inside a car for any period of time, even with the windows cracked. Temperatures inside a car can increase dramatically in only a few minutes.
- Limit exercise on hot days and provide ample water for all pets.
- Watch for signs of heatstroke, especially if a pet is very young, very old or overweight. A pet suffering from heatstroke will display several signs, which may include rapid panting; bright red tongue; red or pale gums; thick, sticky saliva; depression; weakness; dizziness; vomiting (sometimes with blood); diarrhea; shock; and coma.

Healthy Pet Services

Irving Animal Services partners with local clinics to provide residents with affordable pet spay/neuter and vaccination services at the IACC. All pets must be on a leash or in a carrier.

Texas Coalition for Animal Protection will offer low-cost vaccinations at the IACC from 10 a.m. to noon June 6 and 22. No appointment is necessary. The group also will offer low-cost spay/neuter procedures on those days by appointment only, space is limited. Request an appointment at TexasForThem.org or call (940) 566-5551. ■



Irving Community Television Network Keeps Residents Apprised on City Information, Activities

For more than 30 years, the Irving Community Television Network (ICTN) has offered Irving residents coverage of city and neighborhood events, local sports and public meetings.

The network has produced award-winning, informative and entertaining programming for a vast audience. Programming is available through cable access channels (see list at CityofIrving.org/ICTN or ICTN.tv) or via YouTube at YouTube.com/theCityofIrving. Those who subscribe to the YouTube channel will receive a notification when new videos are uploaded.

ICTN produces the following programs:

About Towne

"About Towne" is Irving's source for news and information on entertainment and the arts.

City Source

"City Source" features in-depth coverage of City of Irving events and initiatives. From news to fun features, this program showcases stories that keep residents informed on what is happening — and what is ahead.

Irving: Game of the Week

"Game of the Week" is an award-winning program that covers high school athletes on the football and soccer field, basketball court, softball and baseball diamond.

Open Line

"Open Line" provides a comprehensive look at the topics and issues that interest the community. Viewers may join the conversation by submitting a question before the show airs via email at ictn@cityofirving.org and tune in to hear the answer.

Public Meetings

ICTN offers coverage of Building and Standards, Irving City Council and Planning and Zoning meetings.

Channel Line Up

Current episodes of "City Source", "About Towne", "Open Line" and "Game of the Week" programs.

- Spectrum 16
- Frontier 30
- AT&T U-verse 99

Current City Council, Work Session, Planning and Zoning, and Building and Standards meetings.

- Spectrum 95
- Frontier 31
- AT&T U-verse 99

Recent episodes of "About Towne", "City Source", "Game of the Week" and "Open Line" programs.

- Spectrum 96
- Frontier 32
- AT&T U-verse 99

Library Summer Reading Challenge, Event Briefs

Summer Reading Challenge: 2018 Libraries Rock!

Rock to the beat of favorite books during the Irving Public Library's annual Summer Reading Challenge (SRC), June 1-Aug. 15. Pick up a paper log at any Irving library location, or sign up at IrvingLibrary.ReadSquared.com to earn fun prizes and free books. Children can read, or be read to, for 20 minutes a day for five days at a time. Take the completed log to an Irving library any time after June 5. Children's prizes include coupons, activity sheets, candy, a free book and a reading medal for completing the challenge. Teen reading logs and online prize redemptions through READSqured double as entries for the Teen SRC Apple iPad mini giveaway. Limit of one log, or online entry, every week. Complete the Adult SRC Challenge by reading or listening to five books to earn a free book or other awards.

Reading during summer months along with attending entertaining and educational library events is a winning combination for keeping the mind active and in learning mode all-year long. Check out these fantastic and free events during the summer:

Children's Events:

6 p.m. Mondays | Family Storytime | *New Time*

South Irving Library | 601 Schulze Drive
Enjoy story time songs, crafts and book-ish adventures an hour earlier for extra-long summer evenings.

● June 7 | Snake Encounters with Daryl Sprout

2 p.m. | South Irving Library, 601 Schulze Drive
Calling all snake enthusiasts! Delve deeper into the reptilian world with snake expert Daryl Sprout.

● June 11 | Tube Dudes and Flippets

2:30 p.m. | East Branch Library, 440 S. Nursery Road
Rod the Puppet Guy presents an original and hilarious performance featuring one-of-a-kind puppets made from foam, sticks, gloves, towels, brushes and other recycled materials.

● June 20 | Brett Roberts Rockin' Bubbles

2:30 p.m. | Grades K-5 | Valley Ranch Library, 401 Cimarron Trail
This special program uses bubbles to show children they can accomplish any goal.

● June 26 | Rhythm Path Drum Circle

2:30 p.m. | West Irving Library, 4444 W. Rochelle Road
Drummers of all skill levels will enjoy learning songs and rhythmic beats using African drums.

Teen Events | Grades 6-12:

● June 7 | Music is Art

4:30 p.m. | Valley Ranch Library, 401 Cimarron Trail
Teens will enjoy turning CDs into their own works of art by painting and etching designs into them.



● June 13 | Pop! Science

4 p.m. | East Branch Library, 440 S. Nursery Road
Discover the magic of "pop" science.

● June 14 | Girls Rock! Teen Exclusive Party

2 p.m. | South Irving Library, 601 Schulze Road
Meet authors Dhonielle Clayton ("The Belles"), Zoraida Córdova (Brooklyn Brujas series), Justina Ireland ("Dread Nation"), Julie Murphy ("Puddin'") and Aminah Mae Safi ("Not the Girls You're Looking For").

● June 21 | Musical Freeze Tag and Foam Paint

2 p.m. | West Irving Library, 4444 W. Rochelle Road
Play musical freeze tag, then head outside for foam paint sidewalk art.

Special Events

● June 8, 9 and 10 | Friends Annual Book Sale

10 a.m. to 5 p.m. June 8 and 9; 1 to 5 p.m. June 10 | 3000 Rock Island Road

Shop for gently used books, music, DVDs, magazines and audiobooks at the Friends of the Irving Public Library 2018 Annual Book Sale. The sale is open to the public. Members are eligible to get a sneak peek at the items for sale from 5 to 8 p.m. June 7. Memberships are available at the door and start as low as \$15. All proceeds benefit the Irving Public Library system.

● June 14 | Girls Rock! Young Adult Author Panel

7 p.m. | South Irving Library, 601 Schulze Drive
Join guest authors Dhonielle Clayton, Zoraida Córdova, Justina Ireland, Julie Murphy and Aminah Mae Safi for an audience Q&A, book sales and author signing following the discussion.

● June 29 | Rockin' to the Oldies: Decades Dance

7 to 10 p.m. | South Irving Library, 601 Schulze Drive
Pull out those poodle skirts, bell bottoms or tie dye shirts and groove to the oldies from the '50s to the '80s, play games and make crafts.

Sponsored by the Friends of the Irving Public Library. Visit CityofIrving.org/Library for all SRC events.



Celebrate American Independence with Irving

For many Americans, the Fourth of July is a time to celebrate the nation's founding with family and friends. Among the traditions that residents enjoy is the city's Independence Day parade. The parade will begin at 9 a.m. July 4 at Sowers Street and Irving Boulevard, near Millennium Park, and conclude about 10 a.m. After the parade, a reception at Heritage Park, 217 S. Main St., will include free watermelon, airbrush tattoos, balloons and a patriotic concert.

This year, the theme of Irving's annual parade and reception will be "Continued Commitment to Our Troops – Show Them We Care." Participants can show their pride by decorating floats or walking in groups to honor members of the U.S. military, historical landmarks and notable American figures.

Businesses, community groups and individuals are encouraged to submit a parade entry application by June 26. A representative must attend the mandatory parade meeting at 6 p.m. June 27 at Irving City Hall, 825 W. Irving Blvd. For more information on the parade application, visit CityofIrving.org/Parade-Appl.

The Independence Day celebration will continue from 6 to 10 p.m. along Lake Carolyn, 501 E. Las Colinas Blvd. Entertainment includes DJ Chris Brown, as well as The

Argyles, a talented dance band led by Tje Austin, a finalist on NBC's "The Voice."

This year, for the first time, a thrilling fireworks display will bolt to the sky from the middle of Lake Carolyn, starting at 9:30 p.m. The unique show is expected to be one of Texas' only municipal fireworks displays conducted from the water.

More than a dozen food vendors will be on-site. Participants can enjoy a food court of Jamaican, Cajun, Mexican and seafood cuisine, as well as American specialties and carnival fare. Frozen treats also will be available.

Other activities include airbrush tattoos, photos with Uncle Sam on stilts, and zip line and rock climbing attractions, as well as wet and dry inflatable rides. Swim attire is not required, but towels are recommended. Attendees are encouraged to bring blankets, lawn chairs and umbrellas; outside food and beverages are permitted. Admission and activities are free. Parking is available in area parking garages for \$10 per vehicle. Visitors also are encouraged to ride the DART Orange Line to the Las Colinas Urban Center Station. A free shuttle service will provide transportation to and from the event. For more information, visit IrvingEvents.org. ■

NATIONAL GUARD UNIT BAND TO PERFORM AT CITY HALL JULY 2

On July 2, the award-winning 36th Infantry Division Band will present an outdoor "Patriotic Salute Concert" at 7 p.m., on the east lawn of Irving City Hall, 825 W. Irving Blvd.

The 90-minute concert will feature both the 36th Infantry Division's Rhythm and Boots Big Classic Jazz Band and Concert Band. The band is a National Guard unit out of Austin, Texas. Food concessions will be available. Admission and parking are free.

Prior to the concert, attendees are encouraged to visit the Irving Veterans Memorial Park, located behind the former Central Library, 801 W. Irving Blvd. Veterans Memorial Park documents the history of the major U.S. conflicts since the founding of Irving in 1903. The park includes a memorial wall that lists the names of residents who lost their lives in service. Features also include five large bronze statues of veteran soldiers, a Fountain of Hope, River of Freedom, and World Map of Confrontation. ■



Summer Parks and Recreation Activity Briefs

Summer Splash Camp

7 a.m. to 6 p.m. | \$190 per child

City recreation centers will continue registration for the Summer Splash Camp as space allows. Five, two-week sessions will be offered beginning June 4 at all recreation centers except Mustang and Cimarron camps that begin June 11. Campers will participate in gym games, arts and crafts, and field trips in a supervised environment. Snacks and lunch will be provided daily at all centers except Mustang and Cimarron, where campers will need to bring a sack lunch. Registration is on a first-come, first-served basis, and residents must present a valid Irving Parks and Recreation ID card. Camp participation spaces may be reserved with a nonrefundable payment of \$20 per session. Register in person at a recreation center or online at CityofIrving.org/IrvingRec.

Cimarron Park Recreation Center

201 Red River Trail, (972) 910-0702

● June 8 | Summer Pool Party

8 to 11 p.m. | Free with IPAR ID

Youth in middle school and high school are invited to come to the Cimarron Aquatics Center and enjoy the pool along with a DJ, food, water volleyball and prizes. Registration is required at the recreation center and will be limited to 150 guests.

● June 16 | Father's Day Kite Flying

10:30 a.m. to noon | \$5 per child

Enjoy time with dad at the Sam Houston Park section of Campion Trail building and flying a kite. Registration is required.

● Aug. 3 | Dive-In Movie Night

8 to 10 p.m. | Free

Families are invited to come to the Cimarron Aquatics Center and enjoy the pool along with a family friendly movie. Registration is required at the recreation center and will be limited to 150 guests. Concession stand will be open.

Heritage Senior Center

200 S. Jefferson St., (972) 721-2496

● June 13 | Pooches on the Patio

9:30 to 11:15 a.m. | Ages 50 and older | Free

Bring a pooch and enjoy a day in the sunshine. Light refreshments will be served, and a raffle will take place. All members are invited. Pooches must be current on shots and records are required to participate. Registration deadline is June 6.

● June 15 | Father's Day Celebration

11 a.m. to 12:15 p.m. | Ages 50 and older | \$5

All dads deserve a party to celebrate them! Come enjoy great food and fun celebrating fathers, grandfathers, uncles, sons, grandsons and fatherly figures. Registration deadline is 5 p.m. June 12.

● June 28 | Mystery Bingo

6 to 8:30 p.m. | Ages 50 and older | \$6

What will happen? What prizes could be won? It is a



mystery! Join in a fun evening of Bingo and surprises. Space is limited to 70; registration is available until those spots are filled.

Lively Pointe Youth Center

909 N. O'Connor Road, (972) 721-8090

● June 23 | Teen Splash Jam

7 to 11 p.m. | Lively Park Pool, 903 N. O'Connor Road |

Free admission with IPAR or student IDs

Youth and teens are invited to hang out with friends and enjoy an evening of swimming, music and fun. Complimentary pizza and soda will be provided. This event is open to all middle and high school students. Appropriate swimwear is required at city pools. Guests also should bring a towel or change of clothes.

June 16 | Juneteenth Celebration

4 to 7 p.m. | 3925 Jackson St.

For more than 23 years, the city has hosted a Juneteenth event, commemorating the date that Texans first learned of President Abraham Lincoln's Emancipation Proclamation. Join the City of Irving and the West Irving Improvement Association for the 2018 celebration. This year, the Texas Native Plant Garden, located at the Jackie Townsell Bear Creek Heritage Center, will serve as a backdrop for an outdoor art exhibit featuring Dallas artist Guinn Powell. Artwork will vary in theme and will feature landscapes, abstracts and African-American themed art. The celebration also will feature free concerts, a community picnic sponsored by In-N-Out Burger, outdoor games and children activities. Residents are encouraged to bring lawn chairs and blankets for the concerts.

Event Schedule

- 4 to 5 p.m. – Meet the Artist Guinn Powell at Texas Native Plant Garden, museum tours, children's games and community picnic.
- 5 to 6 p.m. – Main Stage gospel music performance.
- 6 to 7 p.m. – Main Stage performance featuring All Funk Radio Show Band.

For more information, call (972) 721-2501. Visit CityofIrving.org/Parks for all the Parks and Recreation upcoming activities.

HERITAGE AQUATIC CENTER RENOVATIONS

The Heritage Aquatic Center (HAC) will close for approximately eight weeks for pool renovations, beginning May 31.


The aquatic center, which opened in early 2003, will receive updates to its 120,000-gallon pool, including resurfacing and replacing tile in the pool, and resurfacing the large spa and current channel. A new climate control unit will be installed to provide cooling and dehumidification of the air, as well as heat for the pool and spa.

HAC also will receive updated LED smart overhead lighting, to provide brighter illumination than the current lighting. This will cut the frequency of bulb outages, reducing the amount of money and hours spent annually on replacement bulbs. In addition, the LED lighting is more energy efficient, and the system will be programmable. Patrons and staff will always walk into a well-lit facility. The smart lighting system will allow for remote monitoring of light conditions and functions, and include alerts when parts are in need of repair.

Residents may use the North Lake Natatorium, 5001 N. MacArthur Blvd., for public swim during the renovation. Fliers identifying the facility's hours and address will be on display at Heritage Senior Center — located next to the Heritage Aquatic Center — in the interim.

HAC morning Arthr-i-cize class will be moved to North Lake Natatorium between 7 a.m. and 8 a.m. Senior Gold and Forever Young water aerobics classes will be moved to Senter Park Pool, 901 S. Senter Road, during the renovation. Lively Park Pool, 903 N. O'Connor Road, will hold seniors-only swims from 10:30 a.m. to 12:30 p.m. Mondays, Tuesdays and Fridays.

The city is eager to update and improve the HAC because of its popularity among residents and its high-traffic flow. The renovated aquatic center is slated to reopen in August. ■



BUDGET HEARINGS SET FOR JUNE 8 AND 22

Planning for the city's 2018-19 fiscal year budget is underway. Residents have the opportunity to provide input on the budget during upcoming public hearings. Comments can be made to the City Council on any aspect of the budget including existing programs, new service requests, taxes and fees.

Public input sessions are set for June 8 and 22. Two additional hearings will be held to comment on the proposed budget and tax rate following the budget retreat in August. Adoption of the budget is scheduled for Sept. 20.

Public input also can be submitted on the city's website through the public input form available under "Public Input" at CityofIrving.org.

All hearings are at 7 p.m. at City Hall, 825 W. Irving Blvd. The city's budget year runs from Oct. 1 to Sept. 30. Call the City Secretary's Office at (972) 721-2493 to confirm hearing dates. ■



ANIMAL SERVICES CELEBRATES THE "CAT DAYS OF SUMMER"

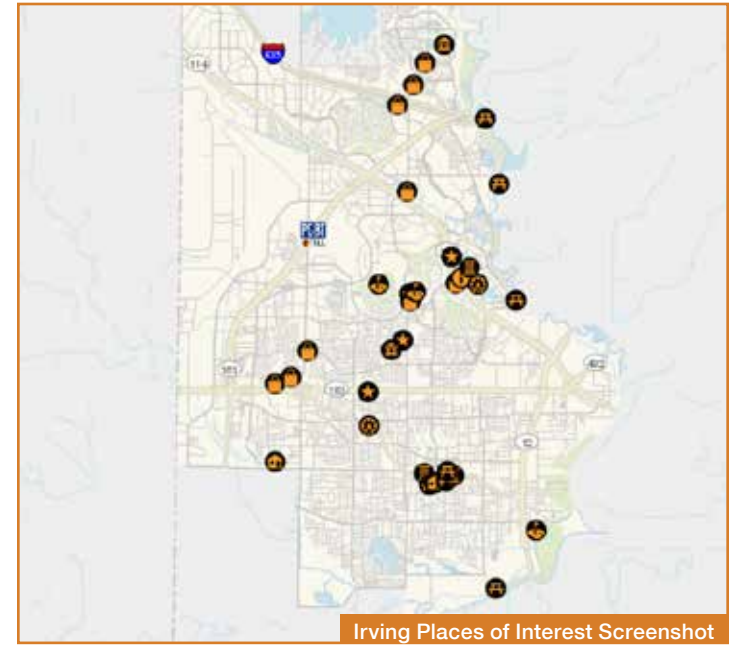

Why should only dogs have their days? June is dubbed "Adopt-a-Cat Month" because spring and early summer bring lots of kitten births. The staff at the Irving Animal Care Campus (IACC), 4140 Valley View Lane, affectionately refers to this time as the "Cat Days of Summer," when the shelter will be overflowing with felines.

In response, adoption fees for cats one year and older are being waived for the entire month, and kittens are available for a \$50 adoption fee. Regular adoption fees at the IACC range from \$70 to \$100.

Animals will be:

- Up-to-date on vaccinations, including rabies if the animal is more than four months old.
- Spayed or neutered.
- Given a general dewormer and treated for fleas and ticks.
- Microchipped and registered with 24PetWatch.
- Tested for FeLV and FIV if the cat is at least six months old.
- Given 30 days of 24PetWatch pet insurance, with a valid email address.
- Given a sample bag of Science Diet food.

The IACC is open from 11 a.m. to 6 p.m. Tuesday through Friday, and 10 a.m. to 5 p.m. Saturday. All adoptions must be processed 30 minutes prior to closing. ■



Navigating Irving Through Digital Technology

City's GIS Team Maintains Infrastructure Mapping System, Aims to Assist Residents at Finding Destination Sites

The City of Irving Water Utilities Department is responsible for providing water and wastewater services to residents and businesses, as well as overseeing the Geographic Information System (GIS) team. The GIS team is responsible for building digital maps and maintaining asset information on the water distribution system, the sanitary sewer collection system, stormwater collection system, roads, addressing, boundaries, facilities and zoning.

City staff and field crews use the mapping information for the purpose of locating infrastructure, providing customer care, planning, design, maintenance and facilitating administrative processes. In addition to the infrastructure framework, the GIS team builds maps that are accessible to the public. As new residents move into the area, the city is encouraging the public to access its GIS mapping technology for a birds-eye view of the community.

Residents and visitors can access the city maps at CityofIrving.org/GIS.

Irving's residents and visitors can find the following information on the website:

- Aquatic centers
- City facilities
- City services
- Fire stations
- General information
- Libraries

- Mosquito trap locations
- Neighborhood associations
- Places of interest
- Planning and community development
- Police beats
- Recreation centers
- Restaurants
- Trash, bulky waste and recycling collection days
- Voting districts

The interactive maps are accessible on any device, including computer, tablet or cellphone. The maps allow users to type in their current or desired location and find nearby hospitals, recreation facilities, schools, etc. Residents also can determine their home's bulky waste, recycling and trash collection schedule. Users have the ability to change their search radius, move the map, as well as receive turn-by-turn directions.

The map site also includes information on approved zoning sites for builders and developers. The site features story maps, which provide extensive detail, including text, maps and photos on an upcoming project or event.

While the city has provided public maps since 2009, technology continues to evolve and integrate into residents' daily routines. With this in mind, the Water Utilities Department and the GIS team plans to advance its map technology so that it is easy for residents and visitors to interact with, find a destination, and become more mobile in Irving. ■



Westin Irving Convention Center hotel on Track for Winter Opening

After celebrating the progress construction crews have made at the Westin Irving Convention Center at Las Colinas, the team got right back to work. The last of the glass panels on the upper levels of the hotel are being installed, as well as those for the public meeting spaces.

While these installations are going in, crews down on the ground are busy working on the parking garage. The ramp on the lowest level of the garage was poured in late April. Installation of precast panels for the garage began in early May.

Work on the interior of the hotel will begin in the coming months. During the recent celebration, city officials and

those close to the project got to walk through model guest rooms.

"This hotel is the final piece to complete our visitors district. Irving will finally be able to offer residents and visitors a truly walkable entertainment destination," said Mayor Rick Stopfer.

The 350 guest-room hotel will feature 12 stories, plus a penthouse and 16,000 square feet of meeting space, including a 10,000-square-foot ballroom. If everything continues on schedule, guests should be checking in before the end of the year. ■

**IRVING CONVENTION AND VISITORS BUREAU
BOARD OF DIRECTORS
MONDAY, JUNE 25, 2018**

STAFF REPORTS



ICVB Memorandum

Date: June 13, 2018S
 To: Maura Gast, FCDME, Executive Director
 From: Lori Fojtasek, Assistant Executive Director/Sales & Services
 RE: Sales & Services Department Board Report for May 2018

Convention Sales & Services Staff Activities

Leads Generated	May	YTD
Irving CVB – Hotel Leads	140	1185
Irving Convention Center Leads	43	625

May

Room Nights Generated	Monthly Goal	May 2018 Actuals	May 2017 Actuals	FY2017-18 Annual Goal	FY2017-18 YTD Actuals	FY 2016-17 YTD Actuals	May Convention Center	Convention Center YTD Actuals
Definite Room Nights	19139	24185	12254	229657	157188	128324	2040	7906
Lost Room Nights		34777	13875		189996	136994	14239	64627

Travel & Activity

May	Organization	Event	Location
1-3	HelmsBriscoe	Partner Meeting	Orlando
16-17	Texas Society of Association Executives	TSAE Open	Austin
23	State of College Athletics Forum	e-Sport Forum	Dallas

Customer Services Activity May 2017

Groups Served	
May	19 groups served
YTD	153 groups served

Proclamations/Welcomes/Flags:

- Proclamation, Mayor Letter – East African Chamber of Commerce, October 6, 2017
- Mayor Welcome Letter – Texas Council for Social Studies, October 17, 2017
- Mayor Greeting and Proclamation – Texas State Association of Parliamentarians, May 5, 2018
- Ribbon Cutting – Opening Ceremony – DFW Minority Council, May 8, 2018
- Mayor Welcoming/Open Meeting – Southwest Commission on Religious Studies, May 10, 2018

Pending

- Mayor Greeting and Proclamation – Texas Youth Conference, June 14, 2018
- Mayor Greeting – Lutheran Church Missouri Synod, June 14, 2018
- Mayor Welcoming - Open meeting – Texas Industrial Vocational Association, July 16, 2018

May Servicing & Inventory:

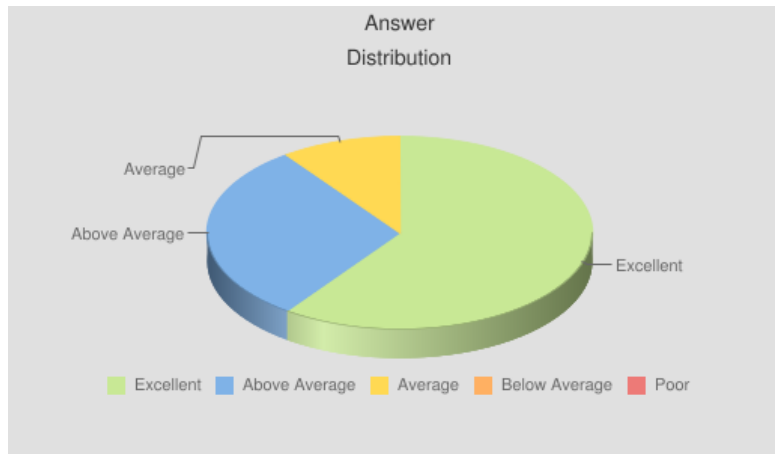
Service Type	# of Groups Served in May	Total Inventory Utilized
Proclamations/Flags/Welcomes	2	Mayoral/Council Appearance/Letter for Convention Programs
Name Badge/Lanyard Services	12	2600 Badges/2600 Lanyards
Pens	11	2500
Bags	3	5700
Promotional Materials	6	3500+
Staffing Services	5	59 Event Hours

Event Location: Hotels: 10 Irving Convention Center: 6 Other: 3

Customer Service Satisfaction Survey Results

May 1-30, 2018

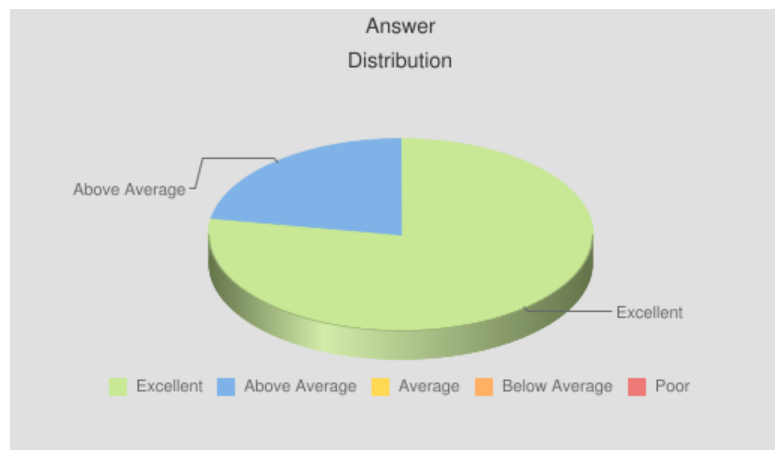
1. How was your overall destination experience?



5/01/2018 – 5/31/2018

Score: 90.0 / 100.0

2. How was your overall Convention and Visitors Bureau Experience?



5/01/2018 – 5/31/2018

Score: 95.6 / 100.0

Definite Bookings

June - September 2018

Customer	Meeting	Arrival	Departure	Attendees	Requested Rooms
Southwest Insulation Contractors Association	60th Annual Conference Southwest Insulation Contractors	6/2/2018	6/5/2018	75	165
Oakland Athletics	Oakland Athletics 2018	6/3/2018	6/5/2018	100	195
American College of Emergency Physicians	ACEP Sickle Cell Room Block	6/3/2018	6/3/2018	11	11
Hilti North America	Regional Manager & Tech	6/4/2018	6/8/2018	400	1128
National Mental Health Community Symposium	National Mental Health Community Symposium - Dallas	6/4/2018	6/6/2018	250	150
Vizient, Inc.	Vizient June 2018	6/4/2018	6/5/2018	50	100
Oklahoma Independent Petroleum Association	OIPA Annual Meeting 2018	6/5/2018	6/11/2018	350	1259
McKesson Corporation	Provider Services LT Meeting	6/5/2018	6/7/2018	14	14
Greystar Management Services, LP	National Leadership Development Cohort	6/6/2018	6/8/2018	35	40
Houston Astros Baseball	Houston Astros 2018	6/6/2018	6/9/2018	100	280
Vizient, Inc.	Vizient Sourcing OPs	6/6/2018	6/7/2018	75	118
Imedex	Great Debates and Updates in Inflammatory Bowel Disease	6/8/2018	6/10/2018	100	27
World Wide Marriage Encounter (WWME)	World Wide Marriage	6/8/2018	6/10/2018	50	50
Texas Association for Supervision & Curriculum Development	Tx ASCD Ignite 2018	6/9/2018	6/13/2018	625	290
Canon	Canon Demonstration Meeting	6/10/2018	6/12/2018	80	90
American Red Cross	American Red Cross - Donor Recruitment Training	6/10/2018	6/14/2018	27	75
United In Purpose	United in Purpose	6/11/2018	6/16/2018	100	216
Americold Logistics	Leadership Academy June 11, 2018	6/11/2018	6/14/2018	35	105
SSC-Deltha	SSC-Deltha Department of Energy Room Block	6/11/2018	6/13/2018	30	75

Customer	Meeting	Arrival	Departure	Attendees	Requested Rooms
Texas Non-Profit Theatres	2018 TNT Youth Conference	6/12/2018	6/16/2018	500	405
Texas Non-Profit Theatres	2018 TNT Youth Conference - Overflow Hotel	6/12/2018	6/16/2018	500	110
Nestle USA	Nestle USA - DFW H38 Meeting	6/12/2018	6/13/2018	100	200
Lutheran Church Missouri Synod	LCMS Texas District Convention	6/13/2018	6/16/2018	500	655
BioTE Medical	Jun-18	6/14/2018	6/16/2018	200	310
Colorado Rockies	Colorado Rockies 2018	6/14/2018	6/16/2018	100	210
McKesson Corporation	2018 - MSH Extended Leadership Meeting	6/16/2018	6/20/2018	190	158
Learning Forward Texas	Learning Forward Texas	6/17/2018	6/21/2018	500	700
AON Service Corporation	2018 Casualty & Marine Conference	6/17/2018	6/21/2018	240	514
Lehigh Hanson	2018 June Conference	6/17/2018	6/21/2018	40	160
Sidel Manufacturing	Sidel Manufacturing	6/17/2018	6/19/2018	200	150
Fresenius Medical Care	June 2018-Clinical Manager's Training West Training	6/18/2018	6/22/2018	60	240
GlobauxSource	Norwex International Guest's 2018	6/18/2018	6/19/2018	20	20
Steubenville	Steubenville	6/19/2018	6/26/2018	5000	3215
Starfleet International Region 3	Starfleet International Region 3	6/20/2018	6/25/2018	100	80
Texas State Alcoholics Anonymous Association	Texas State AA Convention	6/21/2018	6/23/2018	1100	465
San Diego Padres	San Diego Padres 2018	6/24/2018	6/26/2018	100	201
National Association of University-Model Schools NAUMS	NAUMS	6/25/2018	6/28/2018	350	273
McKesson Corporation	Lab Force 2018 #7469	6/25/2018	6/29/2018	200	324
Americold Logistics	Leadership Academy June 25, 2018	6/25/2018	6/28/2018	35	105
ThyssenKrupp Elevator Company	National Orientation Meeting	6/25/2018	6/28/2018	38	140
International Workers' Compensation Foundation	Texas Workers' Compensation Educational Conference Dallas 2018	6/26/2018	6/29/2018	150	349
Alpha Epsilon Phi Sorority	Alpha Epsilon Phi Sorority	6/28/2018	6/30/2018	225	166
Chicago White Sox	Chicago White Sox 2018	6/28/2018	6/30/2018	100	195
Drive Nation Sports	Drive Nation Summer Slam	6/29/2018	7/1/2018	500	240

Customer	Meeting	Arrival	Departure	Attendees	Requested Rooms
Houston Astros Baseball Club	Houston Astros 2018	7/1/2018	7/3/2018	100	210
Pathways Core Training Inc.	Pathways Monthly July 2018	7/4/2018	7/21/2018	110	275
Big 12 Conference	CFO West Joint Officials Conference 2018	7/5/2018	7/8/2018	400	450
Drive Nation Sports	Premier Basketball Tournament	7/5/2018	7/8/2018	800	240
USA Rice Federation	USA Rice Federation 2018 Annual Business Meeting	7/7/2018	7/10/2018	150	425
United States Bowling Congress	Junior Gold Championships (Dallas Bidding) 2018	7/9/2018	8/1/2018	16500	3148
Greystar Management Services, LP	National Leadership Development Cohort	7/9/2018	7/11/2018	35	35
Campus Safety	Campus Safety Texas	7/11/2018	7/15/2018	400	245
Lutheran Church Missouri Synod	Glory Bound Conference	7/12/2018	7/14/2018	1200	1050
Varsity Spirit Corporation	2018 Varsity Spirit VU TX	7/12/2018	7/16/2018	200	170
Simulation Football League	Simulation Football League Convention	7/12/2018	7/15/2018	80	80
Texas Industrial Vocational Association	Texas Industrial Vocational Association	7/14/2018	7/20/2018	450	1771
Marcus Evans	Marcus Evans Petrochemical & Refining	7/14/2018	7/18/2018	110	349
The Holdsworth Center	The Holdsworth Center	7/16/2018	7/24/2018	350	990
Americold Logistics	Leadership Academy July 16, 2018	7/16/2018	7/19/2018	35	105
Cleveland Indians	Cleveland Indians 2018	7/19/2018	7/21/2018	100	222
McKesson Corporation	McKesson Quarterly Board Meeting July 2017-#7079	7/20/2018	7/25/2018	50	122
Oakland Athletics	Oakland Athletics 2018	7/22/2018	7/25/2018	100	260
Neiman Marcus	Designer Handbag-Neiman Marcus Block	7/22/2018	7/27/2018	102	441
ACE Cash Express, Incorporated	Quarterly Meetings-July 2018	7/23/2018	7/27/2018	12	48
AARP	AARP - July 2018 Meeting	7/23/2018	7/26/2018	40	90
Crossville Inc	Crossville Studios Sales Meeting	7/23/2018	7/24/2018	25	50
Catholic Health Association	CHA When Disasters Strike	7/24/2018	7/26/2018	100	87

Customer	Meeting	Arrival	Departure	Attendees	Requested Rooms
Miniature Football Association	Electric Football World Championship and Convention 2018	7/25/2018	7/30/2018	500	200
McKesson Corporation	Diversity & Inclusion Summit 2.0: Las Colinas	7/25/2018	7/27/2018	70	40
Apostolic Affiliation Inc.	Apostolic Affiliation National Convention	7/26/2018	7/30/2018	500	214
McKesson Corporation	Change Healthcare Board Dinner and Meeting July 2018	7/29/2018	7/31/2018	30	46
Neiman Marcus	Men's Conclave - Neiman Marcus Block 2018	7/29/2018	8/4/2018	200	863
American College of Emergency Physicians	ACEP Medical Meeting Roundtable Rooms	7/29/2018	7/30/2018	15	30
ThyssenKrupp Elevator Company	ThyssenKrupp - Sales & Operations Training	7/30/2018	8/1/2018	200	400
Americold Logistics	Leadership Academy July 30, 2018	7/30/2018	8/2/2018	35	105
Merial Boehringer Ingelheim	BIAH Summer Regional Sales Meeting	7/30/2018	8/3/2018	225	900
Texas Clown Association	2018 Annual Conference	7/31/2018	8/4/2018	150	225
Pathways Core Training Inc.	Pathways Monthly August 2018	8/1/2018	8/4/2018	110	175
Baltimore Orioles	Baltimore Orioles 2018	8/1/2018	8/4/2018	100	280
Texas Probation Association	Summer 2018 Conference	8/4/2018	8/7/2018	300	720
Seattle Mariners Baseball Club	Seattle Mariners 2018	8/5/2018	8/7/2018	100	195
United Network for Organ Sharing	2018 UNOS Learning Congress	8/6/2018	8/8/2018	150	300
Greystar Management Services, LP	National Leadership Development Cohort	8/6/2018	8/8/2018	35	35
McKesson Corporation	EC Negotiations Training	8/6/2018	8/10/2018	32	114
TexSom	2018 TEXSOM Conference - Guest Room Block	8/7/2018	8/14/2018	500	698
TexSom	2018 TEXSOM Conference - Vendor Room Block (On-Line Reservations)	8/7/2018	8/14/2018	500	637
TexSom	2018 TEXSOM Conference - Overflow Room Block - Omni Mandalay	8/9/2018	8/15/2018	500	112
US All Star Federation - USASF	USASF Planning Week 2018	8/10/2018	8/20/2018	160	405

Customer	Meeting	Arrival	Departure	Attendees	Requested Rooms
Texas School for the Blind and Visually Impaired	Family Engagement Series	8/10/2018	8/12/2018	30	30
TexSom	2018 TEXSOM Conference - Overflow Room Block - La Quinta Las Colinas	8/10/2018	8/14/2018	500	160
Arizona Diamondbacks	Arizona Diamond Back 2018	8/12/2018	8/14/2018	100	219
AARP	AARP - August 2018 Meeting	8/13/2018	8/16/2018	55	120
Americold Logistics	Leadership Academy August 13, 2018	8/13/2018	8/16/2018	35	105
Grand Chapter of Texas Order of the Eastern Star	Grand Chapter of Texas Order of the Eastern Star	8/14/2018	8/18/2018	1000	1110
Paychex	HR Solutions Leadership Sales Summit	8/14/2018	8/16/2018	130	175
Medtronic	North American CoreValve Evolut Proctor and Faculty	8/15/2018	8/18/2018	120	150
Greystar Management Services, LP	National Leadership Development Cohort	8/20/2018	8/22/2018	35	40
Paychex	MMS Leadership Sales Summit	8/20/2018	8/22/2018	75	105
Los Angeles Dodgers	Los Angeles Dodgers 2018	8/27/2018	8/28/2018	100	166
Americold Logistics	Leadership Academy August 27, 2018	8/27/2018	8/30/2018	35	105
Dallas Chess Club	Dallas Chess Club	8/30/2018	9/3/2018	75	275
Diamond Tours	End of Tours Diamond Tour Groups	9/1/2018	11/30/2018	50	648
Pathways Core Training Inc.	Pathways Monthly September 2018	9/5/2018	9/22/2018	110	275
Texas Association of Freestanding Emergency Centers	TAFEC 2018 NAFEC Conference	9/9/2018	9/11/2018	150	225
Texas & New Mexico Hospice Organization	Palmetto GBA Training	9/12/2018	9/13/2018	750	250
Lion Street	Lion Street Indaba 2018	9/15/2018	9/18/2018	200	440
SAE-ITC	2018 FSEMC Meeting	9/15/2018	9/20/2018	250	915
Texas Manufactured Housing Association	Texas Manufactured Housing Association - 2018 Conference	9/15/2018	9/17/2018	120	222
Classic Elegance Coaches	Classic Elegance - Giants	9/15/2018	9/16/2018	50	22
Tampa Bay Rays	Tampa Bay Rays 2018	9/16/2018	9/18/2018	100	213

Customer	Meeting	Arrival	Departure	Attendees	Requested Rooms
Americold Logistics	Leadership Academy September 17, 2018	9/17/2018	9/20/2018	35	105
Greystar Management Services, LP	National Leadership Development Cohort	9/18/2018	9/20/2018	35	35
Seattle Mariners Baseball Club	Seattle Mariners 2018	9/19/2018	9/22/2018	100	280
FenCon	FenCon	9/20/2018	9/25/2018	650	510
Michaels Stores, Inc.	Michaels Stores - 2018 Partner Summit	9/22/2018	9/24/2018	200	231
University Aviation Association	UAA Annual Conference & Expo 2018	9/24/2018	9/29/2018	250	550
Technical Associates	Technical Associates - Entry Level Vibration Analysis	9/24/2018	9/27/2018	10	40
Panera Bread	Fall Round Table	9/24/2018	9/28/2018	200	365
The Southwestern Invitational	Southwestern Invitational 2018	9/27/2018	9/30/2018	300	290
McDonald's USA, LLC	Houston Region ROA 2018	9/28/2018	10/3/2018	250	760
University of Arkansas Athletics	University of Arkansas vs TX A&M	9/28/2018	9/29/2018	130	124
Classic Elegance Coaches	Classic Elegance - Lions	9/29/2018	9/30/2018	50	14

**Items highlighted above are Target Industries for Irving

ICVB MEMORANDUM

DATE: 6/19/2018
TO: Maura Gast
FROM: Mike Zumbaugh
RE: STR and AirBNB Data Reports

STR

Irving's hotel occupancy rate for May remained higher than US and Texas figures at 74.5%, and YTD remained higher as well at 73.8%. When comparing current month's occupancy numbers to last year, the US Occupancy maintained a positive growth of 0.7%, while Texas figures were up 3.7% for the month. Irving's YTD occupancy for the month was up 2.5% compared to last year, leaving us with 1.3% YTD growth.

For average daily rate, Irving was \$109.09, up 2.5% in May compared to last year, leaving Irving's YTD average daily rate at \$110.22, up 1.3% over last year.


As all STR graphs will now be available via the newly-created board web portal, I will no longer feature a specific regional or classification snapshot. However, as noted last month, I have created a new report that displays ALL regions and classifications. It has been enhanced, and now combines STR data as well as AirDNA data of the AirBNB activity for Irving.

AirBNB

There are 229 active rentals in Irving, up from 222 that I reported last month, and is a 44.9% increase in listings over last year's figure of 158. Irving currently has 148 active hosts, up from 135 last month.

The current YTD average daily rate through May is \$138.01, which is up 13.64% over last year, with an occupancy percentage of 62.0%, up 3.55% over last year. For the hotel comparable subset, the current YTD average daily rate through May is \$86.48, up 15.85% over last year, with occupancy at 60.1%, down 3.76% from last year. This doesn't mean necessarily there is less AirBNB utilization. Due to the fact that there are more listings, and therefore more "inventory" available, the occupancy figure by default, may decline.

As a reminder, the hotel comparable subset are those properties that are one bedroom or studio apartments. As a comparison, and as noted above, the YTD hotel average daily rate is \$110.22.



Tab 4 - Multi-Segment

Irving TX CVB

For the month of: May 2018

	Current Month - May 2018 vs May 2017												Year to Date - May 2018 vs May 2017											
	Occ %		ADR		RevPAR		Percent Change from May 2017						Occ %		ADR		RevPAR		Percent Change from YTD 2017					
	2018	2017	2018	2017	2018	2017	Occ	ADR	RevPAR	Room Rev	Room Avail	Room Sold	2018	2017	2018	2017	2018	2017	Occ	ADR	RevPAR	Room Rev	Room Avail	Room Sold
United States	68.2	67.7	129.90	126.60	88.59	85.77	0.7	2.6	3.3	5.4	2.0	2.7	64.2	63.7	128.57	125.19	82.57	79.72	0.8	2.7	3.6	5.7	2.0	2.9
Texas	66.4	64.0	106.90	102.56	70.98	65.64	3.7	4.2	8.1	11.4	3.0	6.9	66.4	63.9	108.04	104.32	71.74	66.69	3.9	3.6	7.6	10.6	2.8	6.8
Atlanta, GA	71.7	70.8	109.64	105.04	78.58	74.42	1.2	4.4	5.6	7.5	1.8	3.0	70.8	70.4	111.64	106.66	79.06	75.03	0.7	4.7	5.4	7.2	1.7	2.4
Arlington, TX	72.2	68.6	93.98	88.65	67.82	60.78	5.3	6.0	11.6	11.2	-0.3	4.9	69.1	67.6	91.10	89.46	62.92	60.45	2.2	1.8	4.1	3.5	-0.6	1.6
Charlotte, NC-SC	73.6	73.2	111.80	112.11	82.33	82.10	0.6	-0.3	0.3	3.3	3.0	3.6	70.0	69.7	112.08	109.87	78.49	76.62	0.4	2.0	2.4	6.5	4.0	4.4
Fort Worth, TX+	72.3	73.6	107.31	106.18	77.58	78.19	-1.8	1.1	-0.8	3.9	4.7	2.8	73.1	71.7	108.63	105.24	79.36	75.46	1.9	3.2	5.2	9.9	4.5	6.5
Frisco, TX+	68.8	70.8	140.41	136.62	96.63	96.68	-2.8	2.8	-0.1	29.6	29.6	26.1	68.6	72.6	145.51	138.14	99.75	100.33	-5.6	5.3	-0.6	28.9	29.6	22.4
Grapevine, TX+	75.4	72.2	178.05	171.17	134.28	123.67	4.4	4.0	8.6	11.8	2.9	7.5	76.5	76.4	180.81	175.89	138.26	134.39	0.1	2.8	2.9	3.5	0.6	0.7
Irving, TX+	74.5	72.7	109.09	110.74	81.26	80.50	2.5	-1.5	0.9	1.9	0.9	3.4	73.8	72.9	110.22	109.14	81.35	79.56	1.3	1.0	2.3	2.7	0.4	1.7
Nashville, TN	79.6	79.3	154.85	147.43	123.19	116.85	0.4	5.0	5.4	10.2	4.6	5.0	71.8	72.6	145.52	138.64	104.54	100.66	-1.1	5.0	3.9	8.9	4.9	3.8
Phoenix, AZ	67.2	65.1	117.53	114.99	78.95	74.82	3.2	2.2	5.5	7.8	2.1	5.4	77.1	75.4	155.32	153.23	119.74	115.52	2.3	1.4	3.7	6.0	2.2	4.5
San Jose, CA+	83.2	82.0	201.02	189.46	167.24	155.37	1.4	6.1	7.6	9.4	1.6	3.1	78.9	76.3	197.10	186.37	155.48	142.21	3.4	5.8	9.3	11.1	1.6	5.1

Competitive Set Comparison												
	Actual Figures						Percent of Change from Last Year					
	Current Month			Year-To-Date			Current Month			Year-To-Date		
	OCC	ADR	RvPAR	OCC	ADR	RvPAR	OCC	ADR	RvPAR	OCC	ADR	RvPAR
US	68.20	129.90	88.59	64.22	128.57	82.57	0.7	2.6	3.3	0.8	2.7	3.6
Texas	66.40	106.90	70.98	66.40	108.04	71.74	3.7	4.2	8.1	3.9	3.6	7.6
Irving	74.48	109.09	81.26	73.81	110.22	81.35	2.5	-1.5	0.9	1.3	1.0	2.3
Best USA	SanJose	SanJose	SanJose	SanJose	SanJose	SanJose	Arlngtn	SanJose	Arlngtn	SanJose	SanJose	SanJose
	83.20	201.02	167.24	78.89	197.10	155.48	5.3	6.1	11.6	3.4	5.8	9.3
Best Texas	Grpvine	Grpvine	Grpvine	Grpvine	Grpvine	Grpvine	Arlngtn	Arlngtn	Arlngtn	Arlngtn	Frisco	Ft Worth
	75.42	178.05	134.28	76.47	180.81	138.26	5.3	6.0	11.6	2.2	5.3	5.2
Worst USA	Phoenix	Arlngtn	Arlngtn	Frisco	Arlngtn	Arlngtn	Frisco	Irving	Ft Worth	Frisco	Irving	Frisco
	67.17	93.98	67.82	68.55	91.10	62.92	-2.8	-1.5	-0.8	-5.6	1.0	-0.6
Worst Texas	Frisco	Arlngtn	Arlngtn	Frisco	Arlngtn	Arlngtn	Frisco	Irving	Ft Worth	Frisco	Irving	Frisco
	68.82	93.98	67.82	68.55	91.10	62.92	-2.8	-1.5	-0.8	-5.6	1.0	-0.6

Note: "Best" and "Worst" notations above refer to destinations within this competitive set only

A blank row indicates insufficient data.

The STR Destination Report is a publication of STR, Inc. and STR Global, Ltd., and is intended solely for use by paid subscribers. Reproduction or distribution of the STR Destination Report, in whole or part, without written permission is prohibited and subject to legal action. If you have received this report and are NOT a subscriber to the STR Destination Report, please contact us immediately. Source: 2018 STR, Inc. / STR Global, Ltd. trading as "STR".

Tab 6 - Multi-Segment Custom Sets+

Irving TX CVB

For the month of: May 2018

	Current Month - May 2018 vs May 2017													Year to Date - May 2018 vs May 2017												
	Occ %		ADR		RevPAR		Percent Change from May 2017						Occ %		ADR		RevPAR		Percent Change from YTD 2017							
	2018	2017	2018	2017	2018	2017	Occ	ADR	RevPAR	Room Rev	Room Avail	Room Sold	2018	2017	2018	2017	2018	2017	Occ	ADR	RevPAR	Room Rev	Room Avail	Room Sold		
Irving, TX+	74.5	72.7	109.09	110.74	81.26	80.50	2.5	-1.5	0.9	1.9	0.9	3.4	73.8	72.9	110.22	109.14	81.35	79.56	1.3	1.0	2.3	2.7	0.4	1.7		
Luxury/Full Service Irving+	72.5	69.1	149.21	158.16	108.10	109.34	4.8	-5.7	-1.1	-1.1	0.0	4.8	72.4	70.1	151.38	152.31	109.63	106.73	3.3	-0.6	2.7	2.7	0.0	3.3		
All Suite/Extended Stay Irving+	78.4	76.2	94.02	93.73	73.73	71.42	2.9	0.3	3.2	3.3	0.0	3.0	75.5	75.4	95.75	94.73	72.30	71.45	0.1	1.1	1.2	1.2	0.0	0.1		
Limited Service Irving+	72.5	74.3	112.94	110.13	81.86	81.78	-2.4	2.6	0.1	6.6	6.5	3.9	75.7	75.9	112.62	108.76	85.24	82.58	-0.3	3.5	3.2	5.9	2.6	2.3		
Budget Irving+	73.9	73.0	58.36	55.54	43.15	40.53	1.3	5.1	6.5	6.6	0.2	1.5	72.6	72.3	55.92	55.36	40.58	40.00	0.4	1.0	1.4	1.6	0.2	0.6		
Las Colinas+	76.5	72.4	125.36	131.60	95.94	95.31	5.7	-4.7	0.7	0.7	0.0	5.7	74.0	71.2	126.13	124.79	93.38	88.87	4.0	1.1	5.1	5.1	0.0	4.0		
DFW North+	77.5	76.4	105.12	103.84	81.46	79.33	1.4	1.2	2.7	2.8	0.1	1.5	78.7	78.1	107.70	106.05	84.74	82.79	0.8	1.6	2.4	2.4	0.1	0.9		
DFW South+	68.5	68.8	90.10	89.62	61.69	61.70	-0.5	0.5	-0.0	3.2	3.2	2.7	68.1	69.3	90.25	91.23	61.43	63.23	-1.8	-1.1	-2.9	-1.6	1.3	-0.5		
Full Service Las Colinas+	71.7	66.0	185.42	205.57	132.93	135.66	8.6	-9.8	-2.0	-2.0	0.0	8.6	69.7	64.4	185.47	187.37	129.31	120.58	8.3	-1.0	7.2	7.2	0.0	8.3		
Limited Service Las Colinas+	79.5	76.3	92.67	93.01	73.64	70.97	4.1	-0.4	3.8	3.8	0.0	4.1	76.6	75.4	93.57	92.55	71.70	69.74	1.7	1.1	2.8	2.8	0.0	1.7		
Full Service DFW North+	76.7	70.1	135.93	140.04	104.32	98.15	9.5	-2.9	6.3	6.3	0.0	9.5	78.9	74.2	139.98	142.82	110.40	105.94	6.3	-2.0	4.2	4.2	0.0	6.3		
Limited Service DFW North+	78.0	80.7	84.45	82.37	65.87	66.48	-3.4	2.5	-0.9	-0.8	0.1	-3.2	78.6	80.7	85.60	82.98	67.24	66.99	-2.7	3.2	0.4	0.5	0.1	-2.6		
Full Service DFW South+																										
Limited Service DFW South+	69.0	67.0	82.82	78.40	57.12	52.55	2.9	5.6	8.7	13.8	4.7	7.7	68.4	67.5	80.69	79.48	55.21	53.64	1.4	1.5	2.9	4.9	1.9	3.3		
ICC Comp Set No Boutiques+	76.2	69.4	150.35	154.86	114.58	107.54	9.7	-2.9	6.5	6.5	0.0	9.7	76.1	72.8	154.86	155.67	117.80	113.38	4.4	-0.5	3.9	3.9	0.0	4.4		

	AirBNB Data													Percent Change from Prior Year YTD												
	Occ %		ADR		RevPAR		Percent Change from Prior Year						Occ %		ADR		RevPAR		Percent Change from Prior Year YTD							
	2018	2017	2018	2017	2018	2017	Occ	ADR	RevPAR	Rev	Avail	Sold	2018	2017	2018	2017	2018	2017	Occ	ADR	RevPAR	Rev	Avail	Sold		
Entire Place	55.1	57.5	159.81	144.98	88.11	83.41	-4.2	10.2	5.6	83.0	72.3	72.2	62.0	59.9	138.01	121.45	85.56	72.72	3.5	13.6	17.7	54.5	34.6	42.3		
Hotel Comparable	48.2	56.2	89.61	79.28	43.20	44.53	-14.2	13.0	-3.0	73.6	78.9	53.6	60.1	62.5	86.48	74.65	51.99	46.63	-3.8	15.8	11.5	50.3	34.8	29.7		

Available Listings	Current Year	Last Year	% Change
Entire Place	92	70	31.4
Private Room	121	71	70.4
Shared Room	16	17	(5.9)
Total Available Listings	229	158	44.9

	Participation			
	Properties		Rooms	
	Census	Sample	Census	Sample
Irving, TX+	83.0	70.0	12116	10452
Luxury/Full Service Irving+	14.0	12.0	4394	3794
All Suite/Extended Stay Irving+	31.0	30.0	3503	3396
Limited Service Irving+	14.0	14.0	1786	1786
Budget Irving+	24.0	14.0	2433	1476
Las Colinas+	28.0	27.0	4670	4334
DFW North+	25.0	24.0	3899	3839
DFW South+	30.0	19.0	3547	2279
Full Service Las Colinas+	6.0	6.0	1757	1757
Limited Service Las Colinas+	22.0	21.0	2913	2577
Full Service DFW North+	4.0	4.0	1581	1581
Limited Service DFW North+	21.0	20.0	2318	2258
Full Service DFW South+	4.0	2.0	1056	456
Limited Service DFW South+	26.0	17.0	2491	1823
ICC Comp Set No Boutiques+	5.0	5.0	2084	2084

A blank row indicates insufficient data.

Irving, Texas & United States Comparison

May 2018

Irving	A.D.R.				OCCUPANCY				RevPAR			
	Current	% Chg	YTD	% Chg	Current	% Chg	YTD	% Chg	Current	% Chg	YTD	% Chg
JANUARY	109.98	2.2%	109.98	2.2%	66.4%	-3.3%	66.4%	-3.3%	73.07	-1.2%	73.07	-1.2%
FEBRUARY	111.95	-0.1%	110.99	1.1%	74.4%	3.6%	70.2%	0.0%	83.26	3.4%	77.90	1.1%
MAR	107.92	0.5%	109.88	0.9%	76.5%	1.8%	72.4%	0.7%	82.58	2.3%	79.53	1.6%
APRIL	112.17	3.8%	110.50	1.6%	77.4%	1.7%	73.7%	1.0%	86.86	5.5%	81.42	2.7%
MAY	109.09	-1.5%	110.22	1.0%	74.5%	2.5%	73.8%	1.3%	81.26	0.9%	81.35	2.3%
JUNE												
JULY												
AUGUST												
SEPTEMBER												
OCTOBER												
NOVEMBER												
DECEMBER												
12 mo. rolling averages:												
	ADR	106.58	1.4%		Occupancy	73.2%	-0.2%		RevPAR	77.97	1.2%	

Texas	A.D.R.				OCCUPANCY				RevPAR			
	Current	% Chg	YTD	% Chg	Current	% Chg	YTD	% Chg	Current	% Chg	YTD	% Chg
JANUARY	101.95	3.8%	101.95	3.8%	59.1%	6.1%	59.1%	6.1%	60.23	10.1%	60.23	10.1%
FEBRUARY	106.30	-1.8%	104.16	0.8%	66.3%	4.0%	62.5%	5.0%	70.50	2.1%	65.11	5.9%
MAR	112.60	4.2%	107.35	2.1%	71.9%	3.4%	65.8%	4.4%	80.98	7.8%	70.60	6.6%
APRIL	111.03	7.0%	108.31	3.4%	68.3%	2.5%	66.4%	3.9%	75.87	9.7%	71.92	7.4%
MAY	106.90	4.2%	108.04	3.6%	66.4%	3.7%	66.4%	3.9%	70.98	8.1%	71.74	7.6%
JUNE												
JULY												
AUGUST												
SEPTEMBER												
OCTOBER												
NOVEMBER												
DECEMBER												

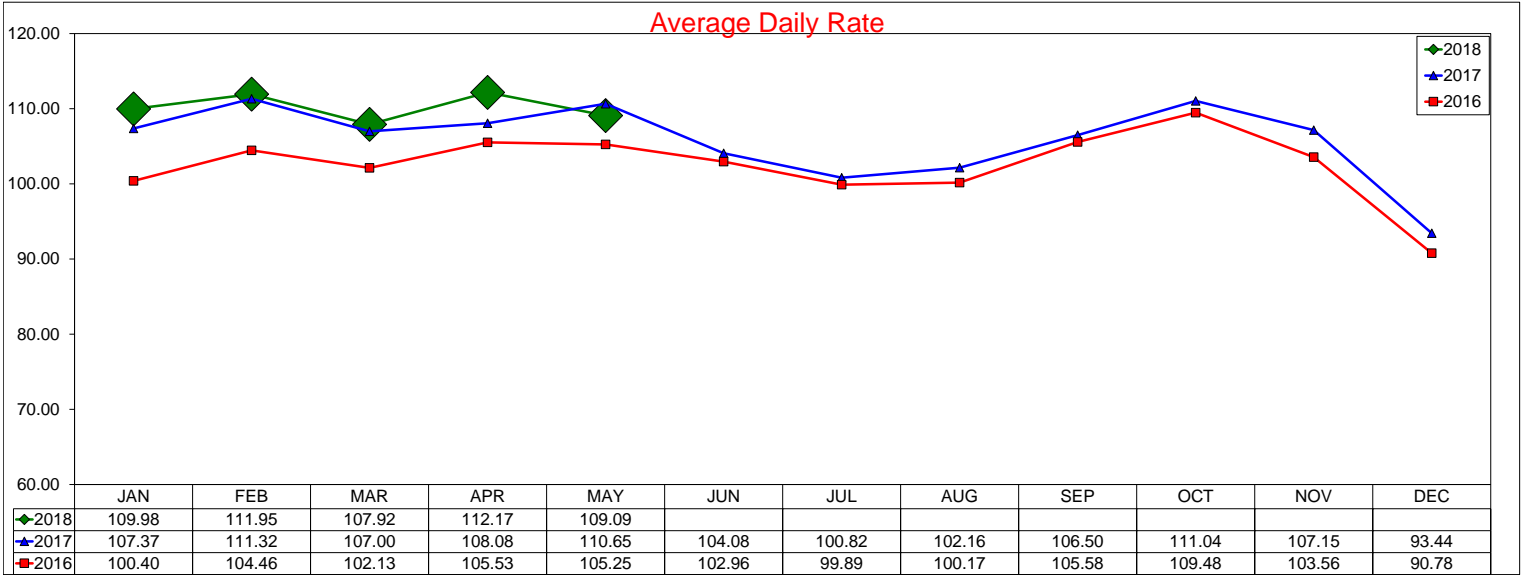
USA	A.D.R.				OCCUPANCY				RevPAR			
	Current	% Chg	YTD	% Chg	Current	% Chg	YTD	% Chg	Current	% Chg	YTD	% Chg
JANUARY	123.33	2.0%	123.33	2.0%	54.5%	0.9%	54.5%	0.9%	67.17	2.9%	67.17	2.9%
FEBRUARY	126.38	2.3%	124.88	2.2%	61.7%	1.2%	57.9%	1.0%	78.02	3.5%	72.30	3.2%
MAR	131.56	3.0%	127.37	2.5%	68.5%	0.9%	61.6%	0.9%	90.17	3.9%	78.46	3.5%
APRIL	130.33	3.3%	128.19	2.7%	67.9%	0.9%	63.2%	0.9%	88.54	4.2%	81.00	3.7%
MAY	129.90	2.6%	128.57	2.7%	68.2%	0.7%	64.2%	0.8%	88.59	3.3%	82.57	3.6%
JUNE												
JULY												
AUGUST												
SEPTEMBER												
OCTOBER												
NOVEMBER												
DECEMBER												

Note: The "Change %" column refers to the change from the prior year's figure.

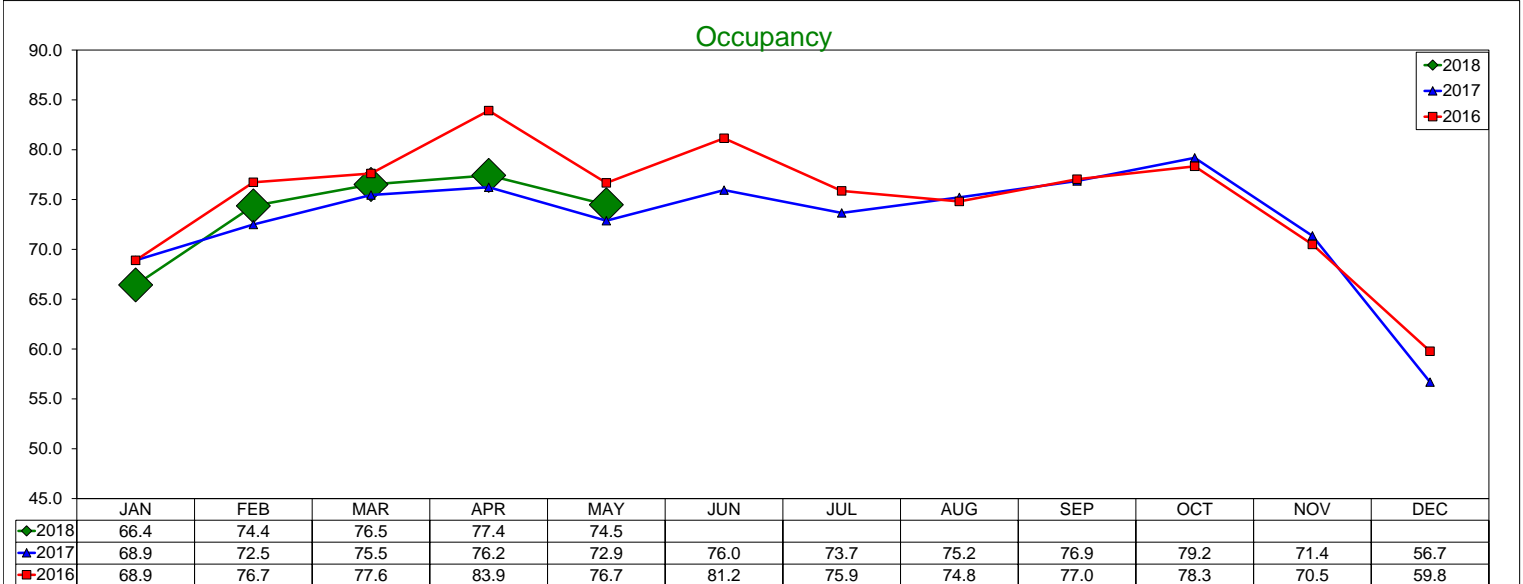
SOURCE: STR, INC. REPUBLICATION OR OTHER RE-USE OF THIS DATA WITHOUT THE EXPRESS WRITTEN PERMISSION OF STR IS STRICTLY PROHIBITED.

Three Year Comparison - CITY OF IRVING - ALL PROPERTIES

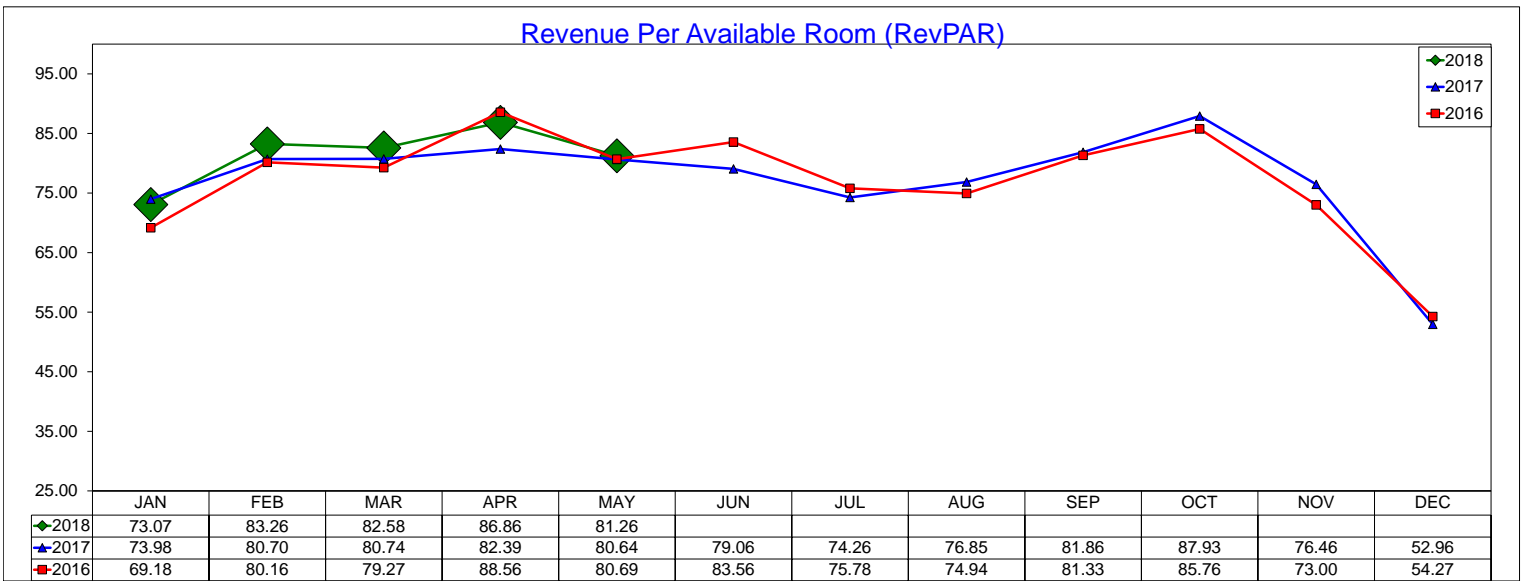
May 2018



12 month ADR Rolling Average through May 2018 is \$106.58 with a change from last year of 1.4%



12 month Occupancy Rolling Average through May 2018 is 73.15% with a change from last year of -0.2%

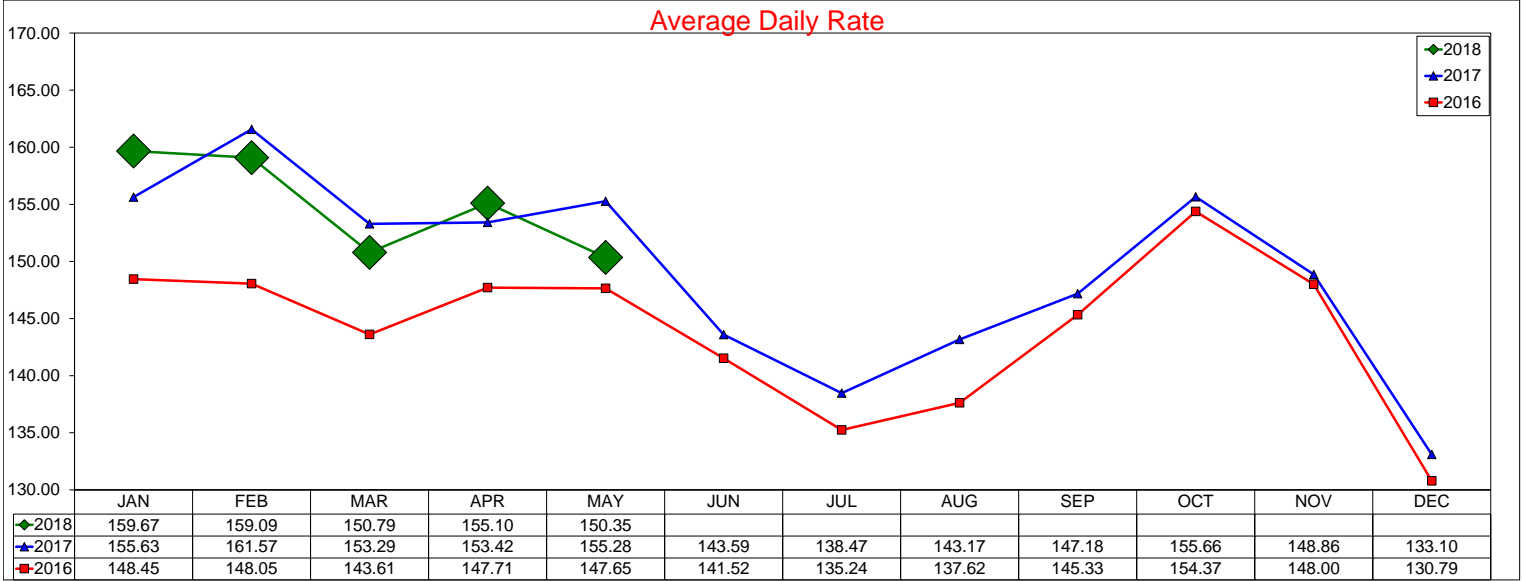


12 month RevPAR Rolling Average through May 2018 is \$77.97 with a change from last year of 1.2%

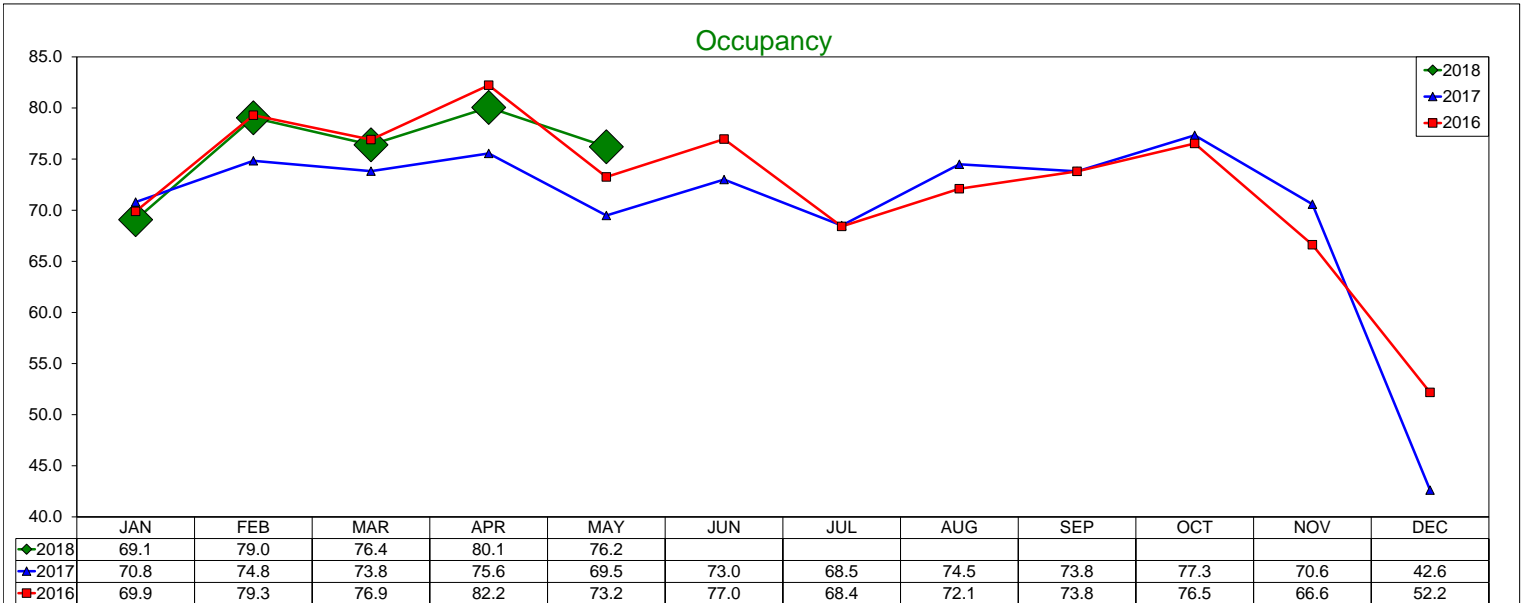
Three Year Comparison - ICC Comp Set

May 2018

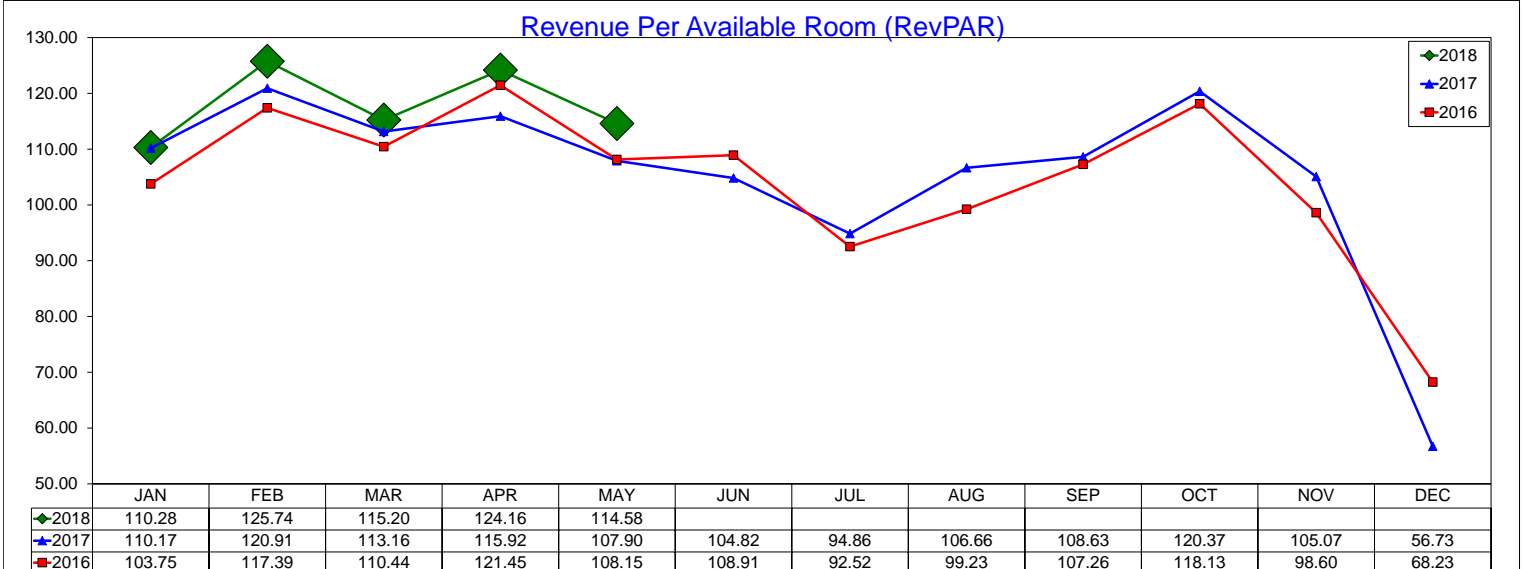
Comp set includes: Marriott Las Colinas, Omni Mandalay, Marriott DFW, Sheraton DFW, Westin DFW



12 month ADR Rolling Average through May 2018 is \$149.39 with a change from last year of 0.9%

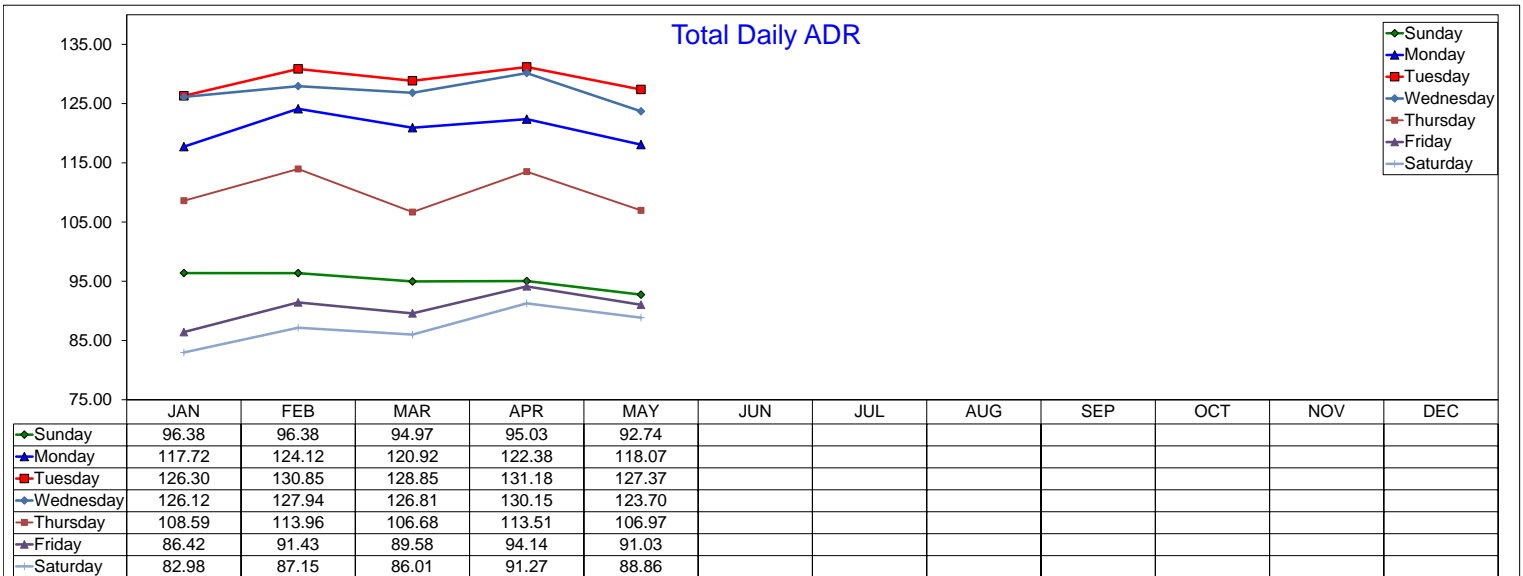
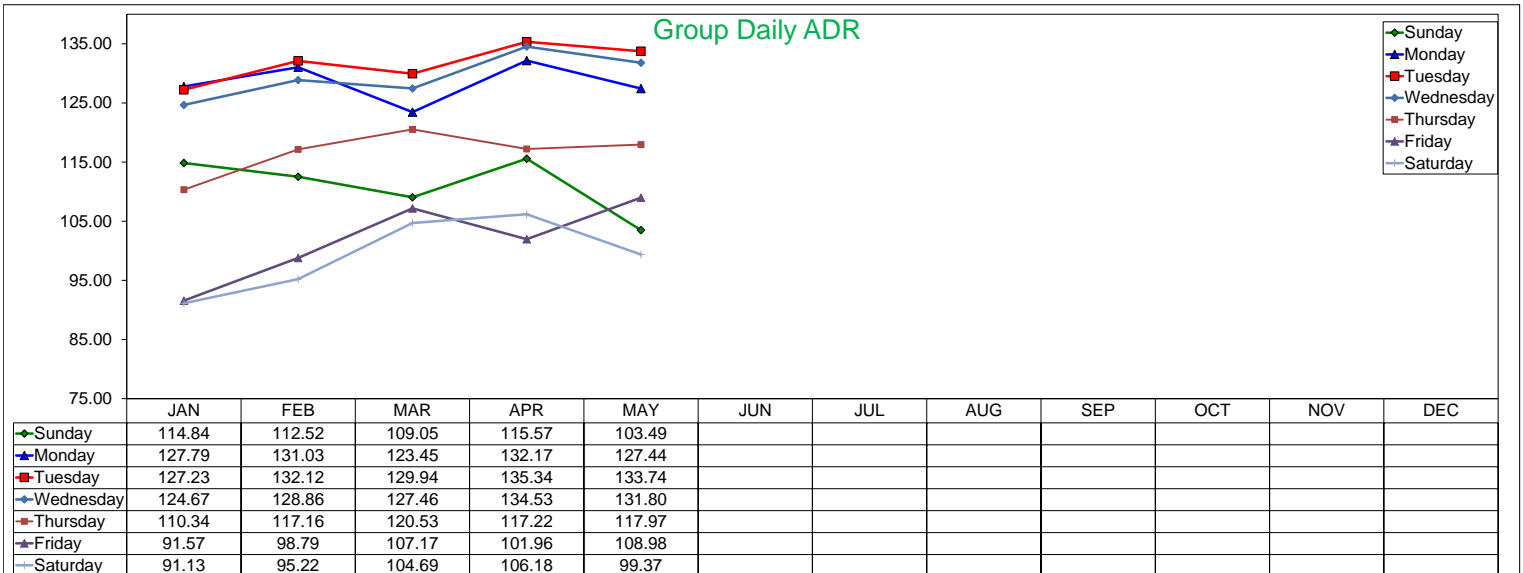
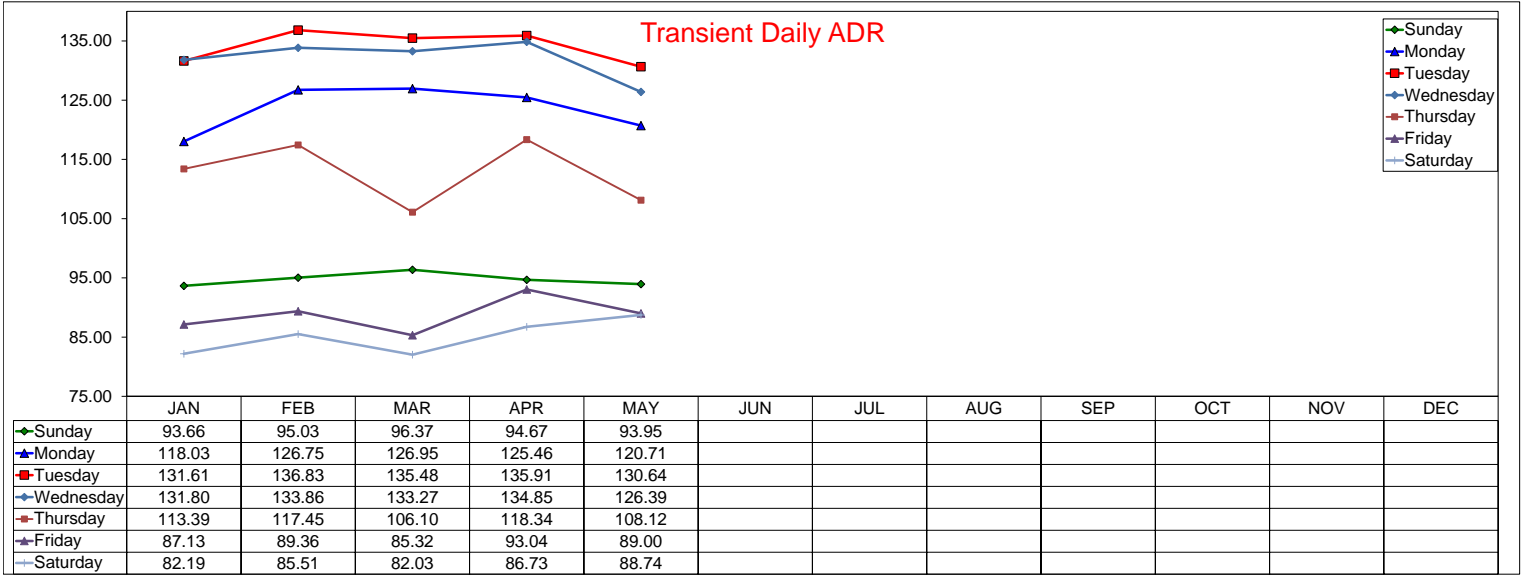


12 month Occupancy Rolling Average through May 2018 is 71.67% with a change from last year of 1.1%

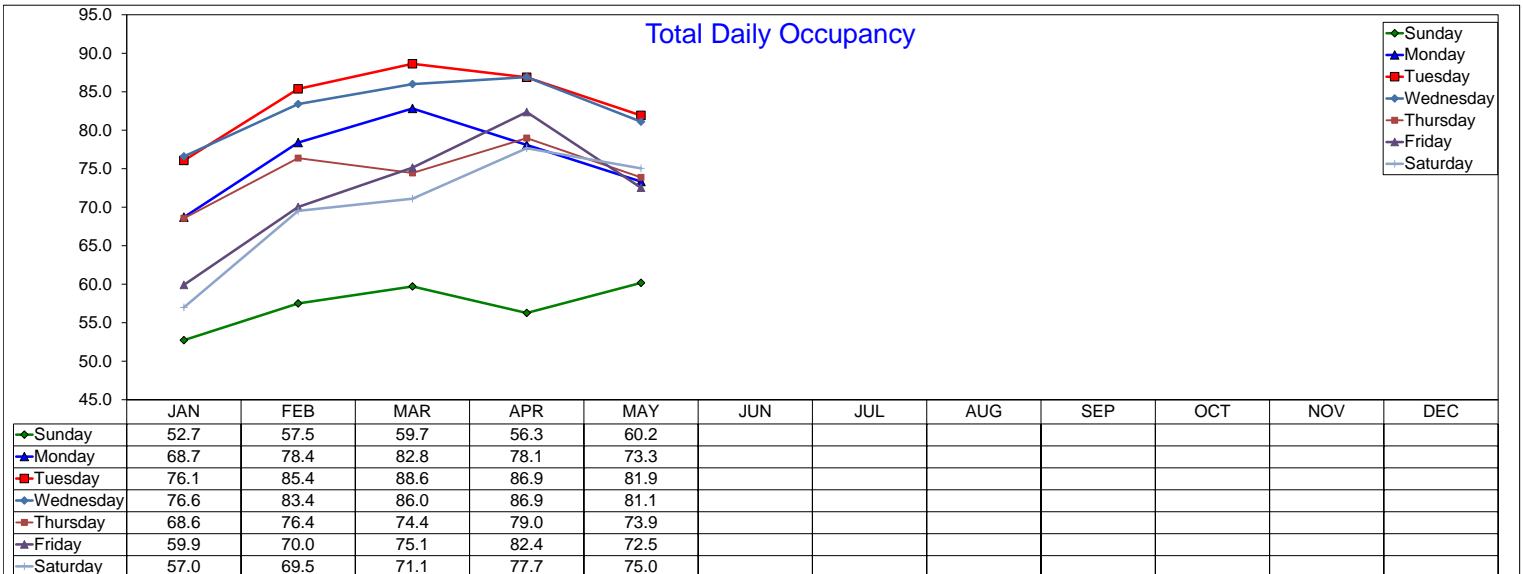
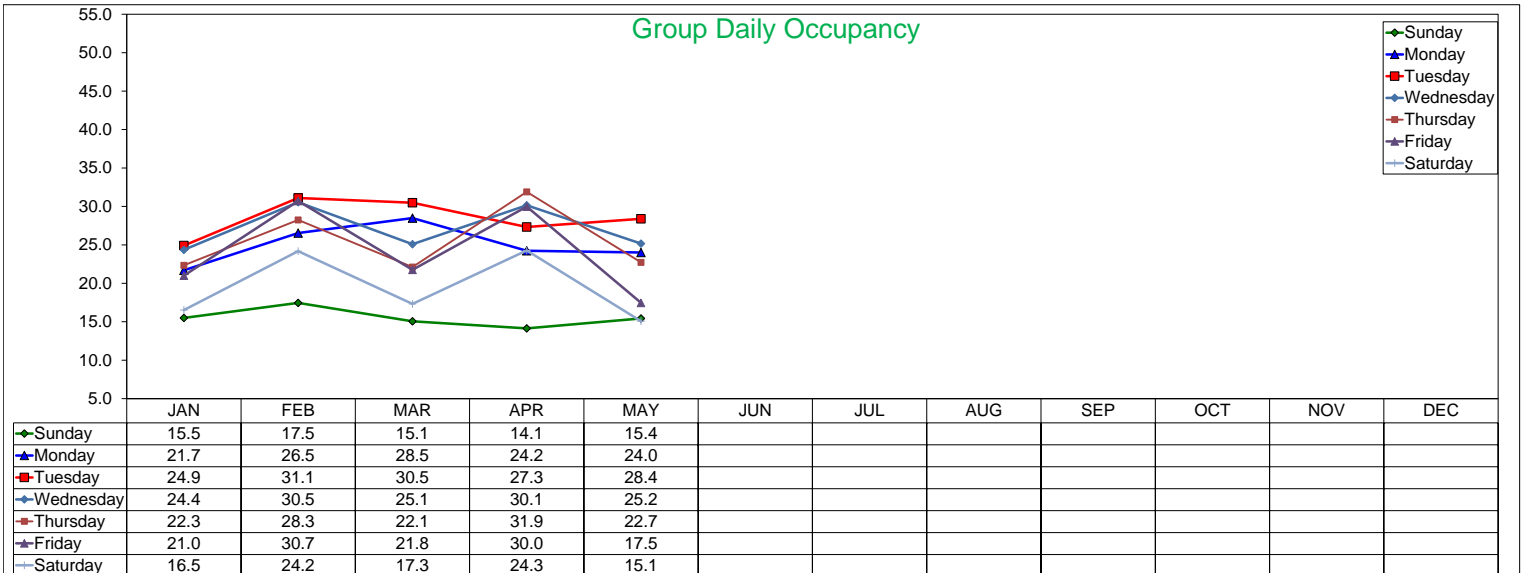
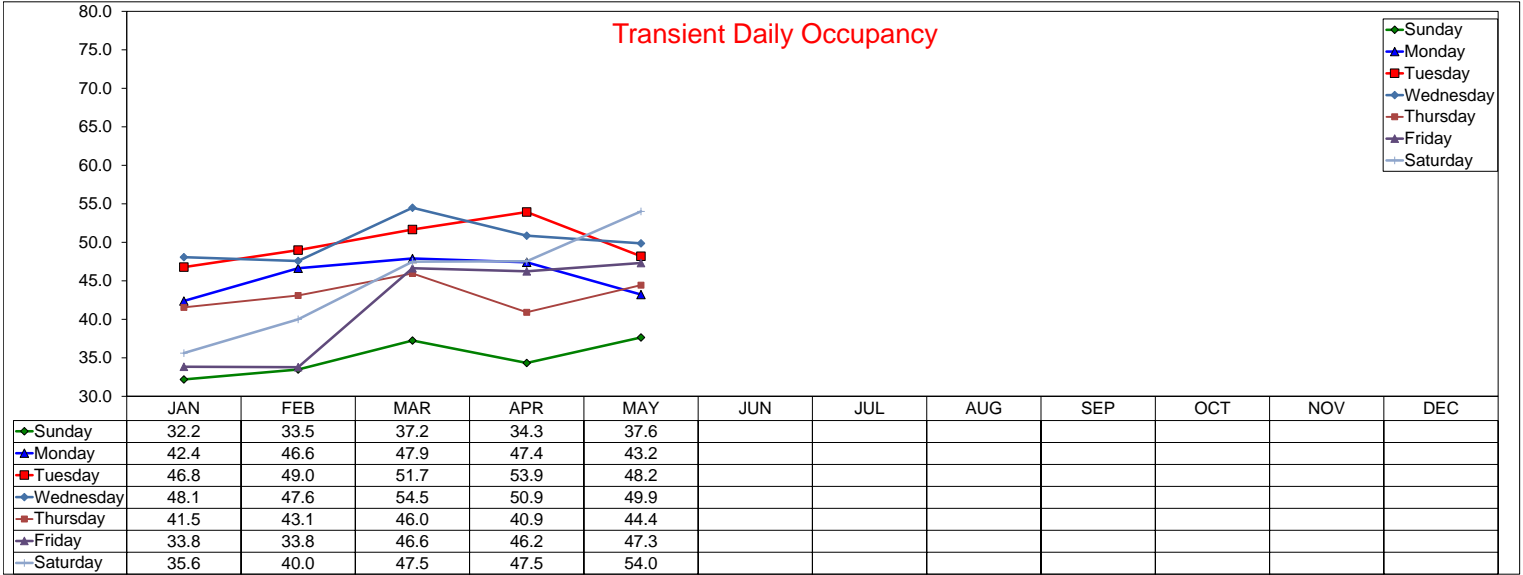


12 month RevPAR Rolling Average through May 2018 is \$107.07 with a change from last year of 2.1%

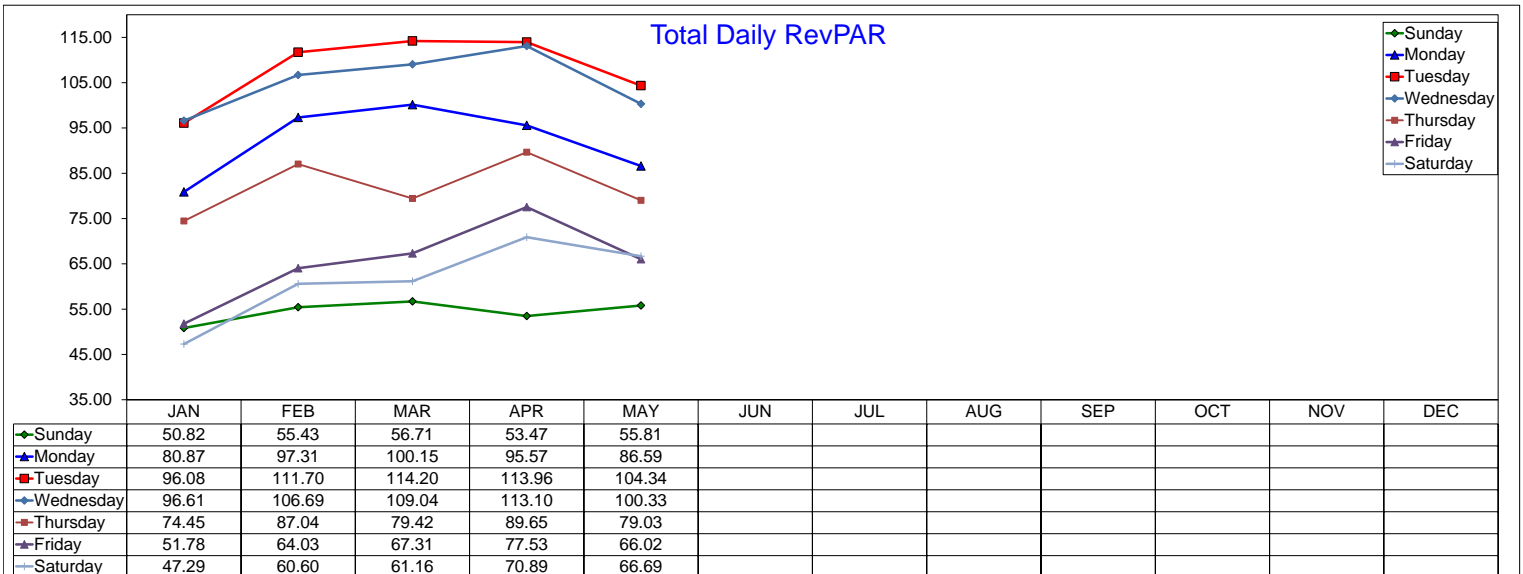
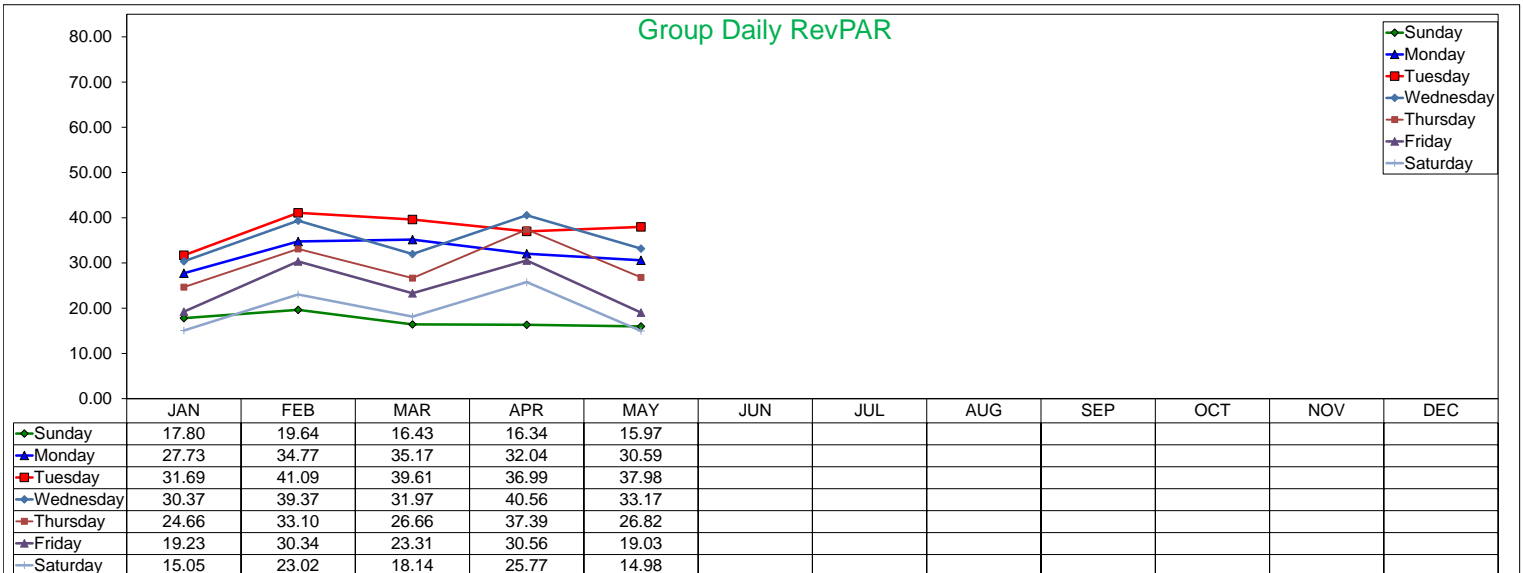
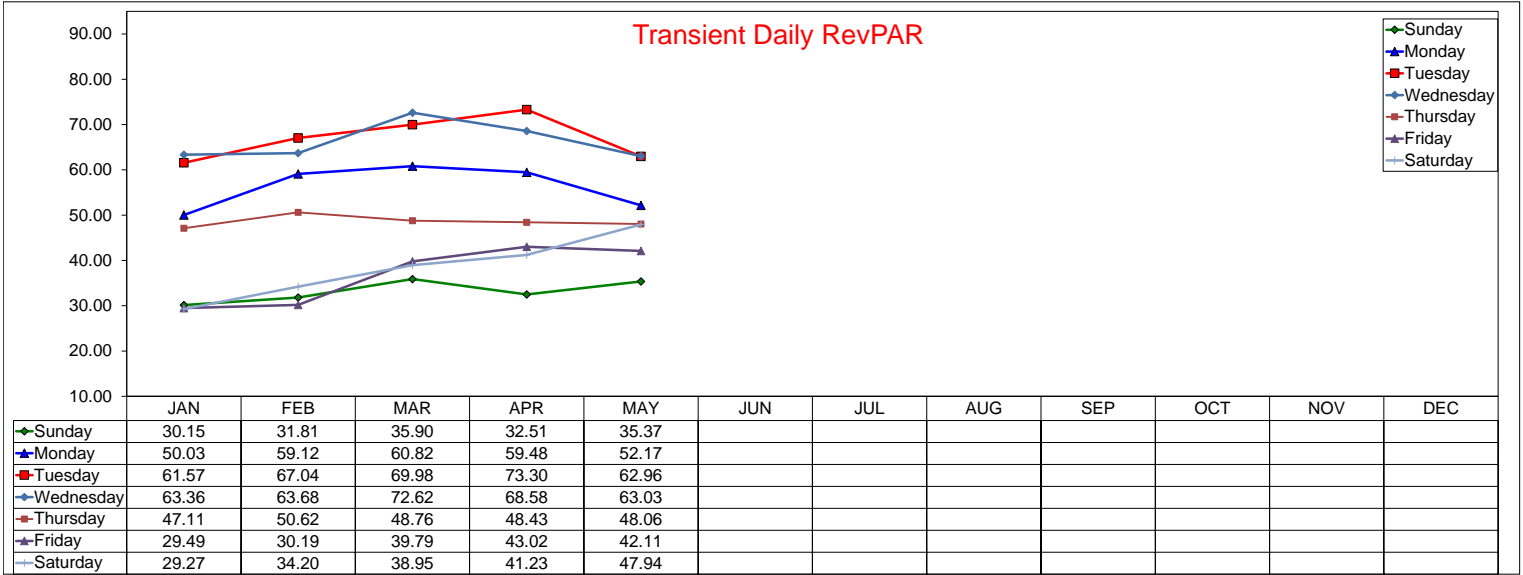
Daily ADR by Month 2018



Daily Occupancy by Month 2018

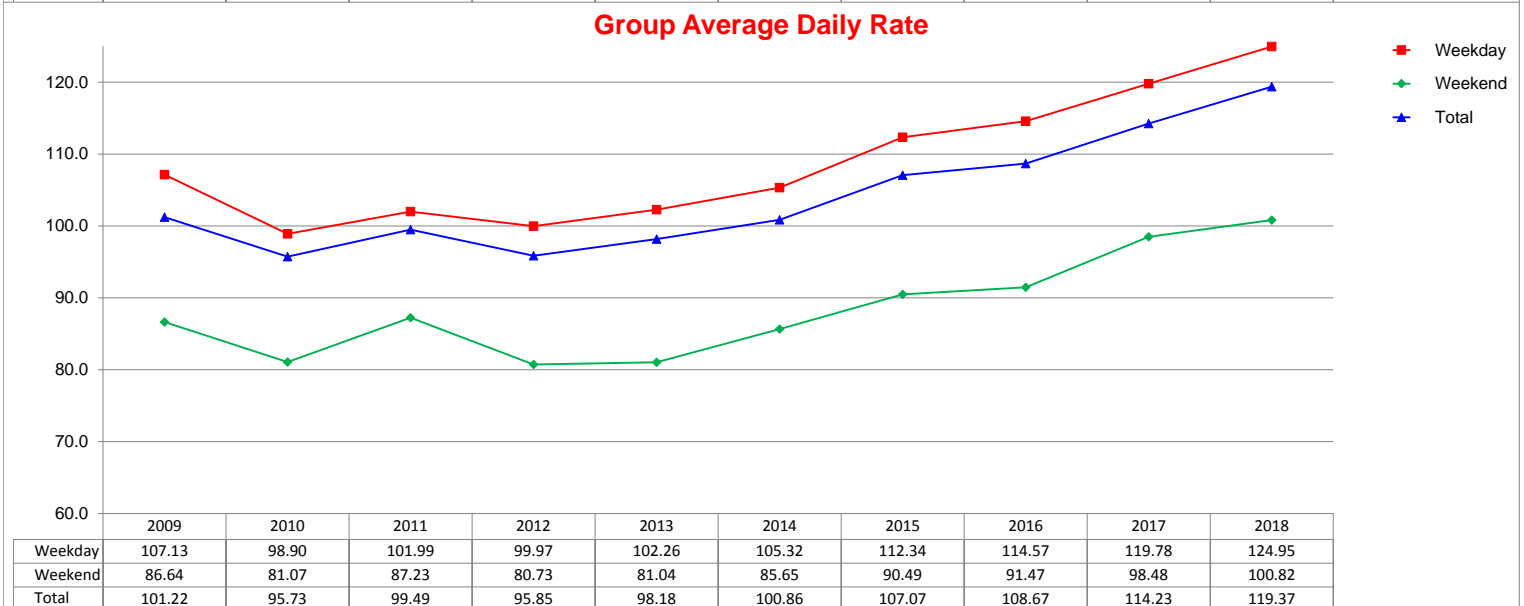
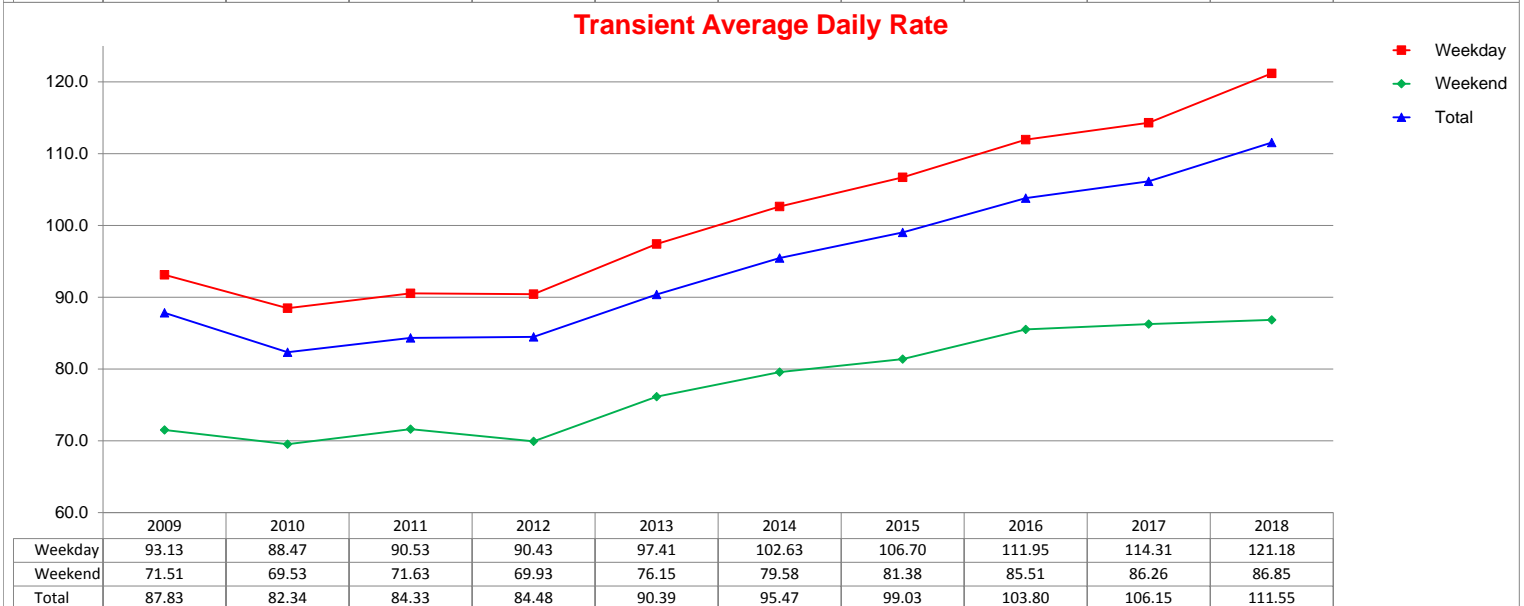
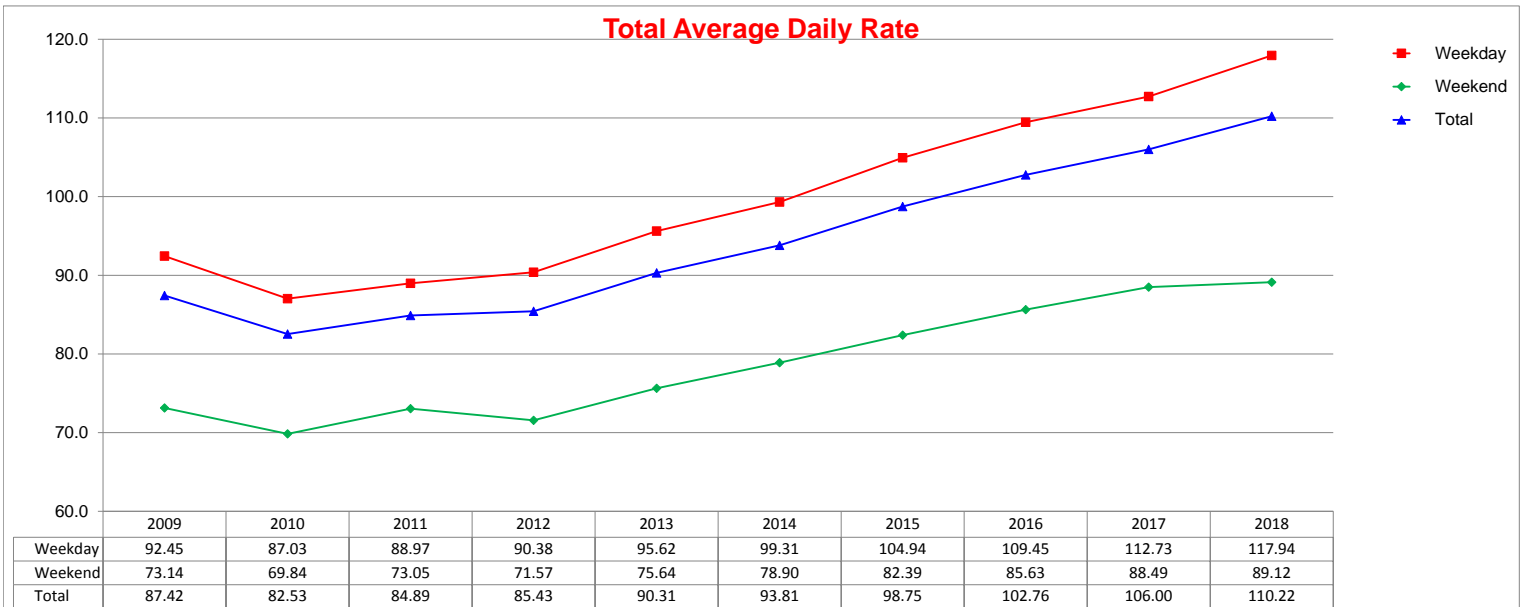


Daily RevPAR by Month 2018



10 Year Occupancy Comparison - Weekday/Weekend

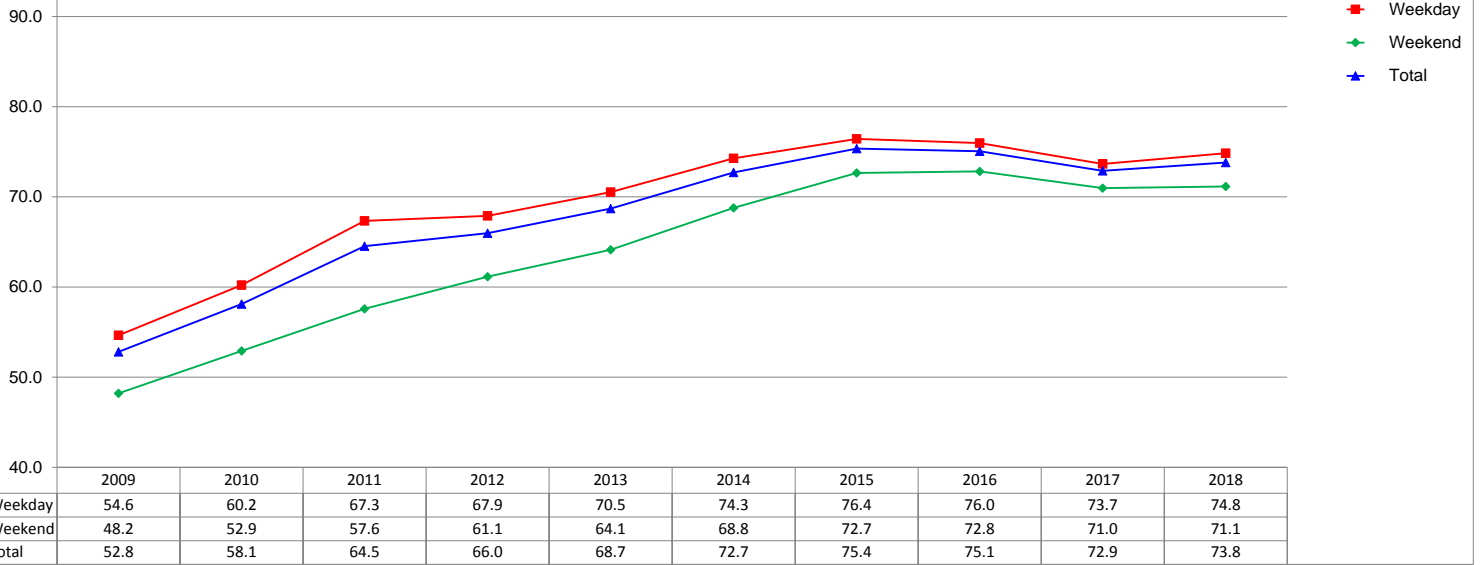
Annual Year End Figures And YTD through May 2018



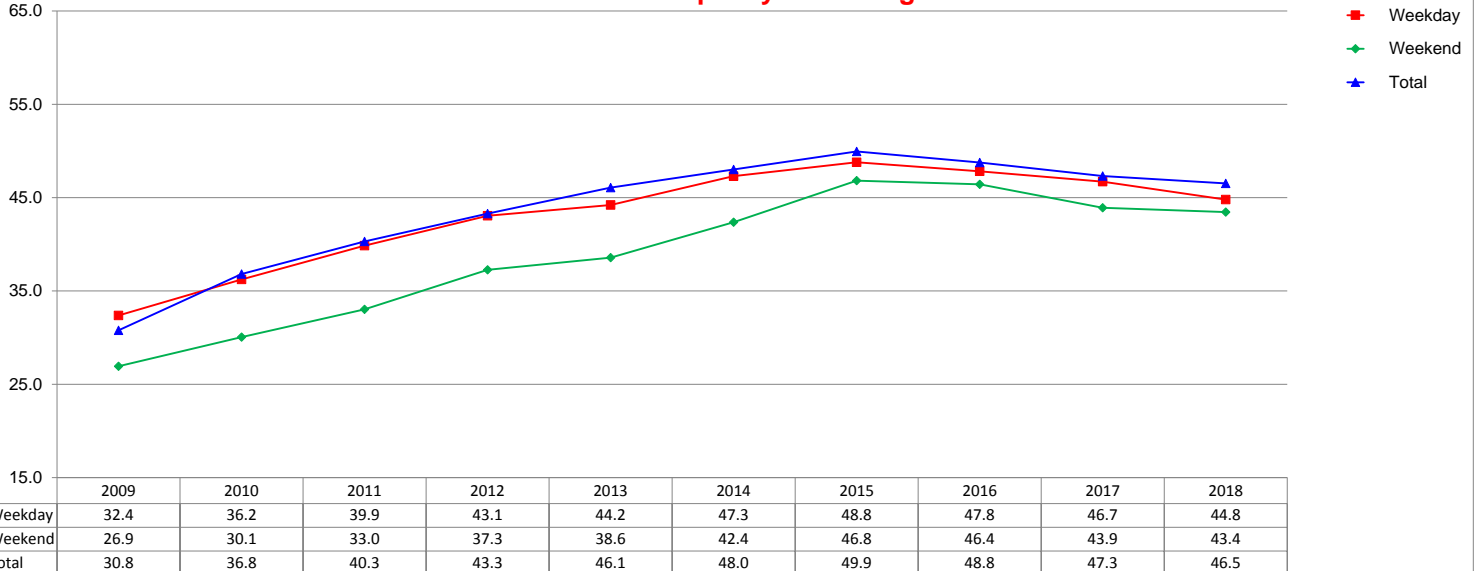
10 Year Occupancy Comparison - Weekday/Weekend

Annual Year End Figures And YTD through May 2018

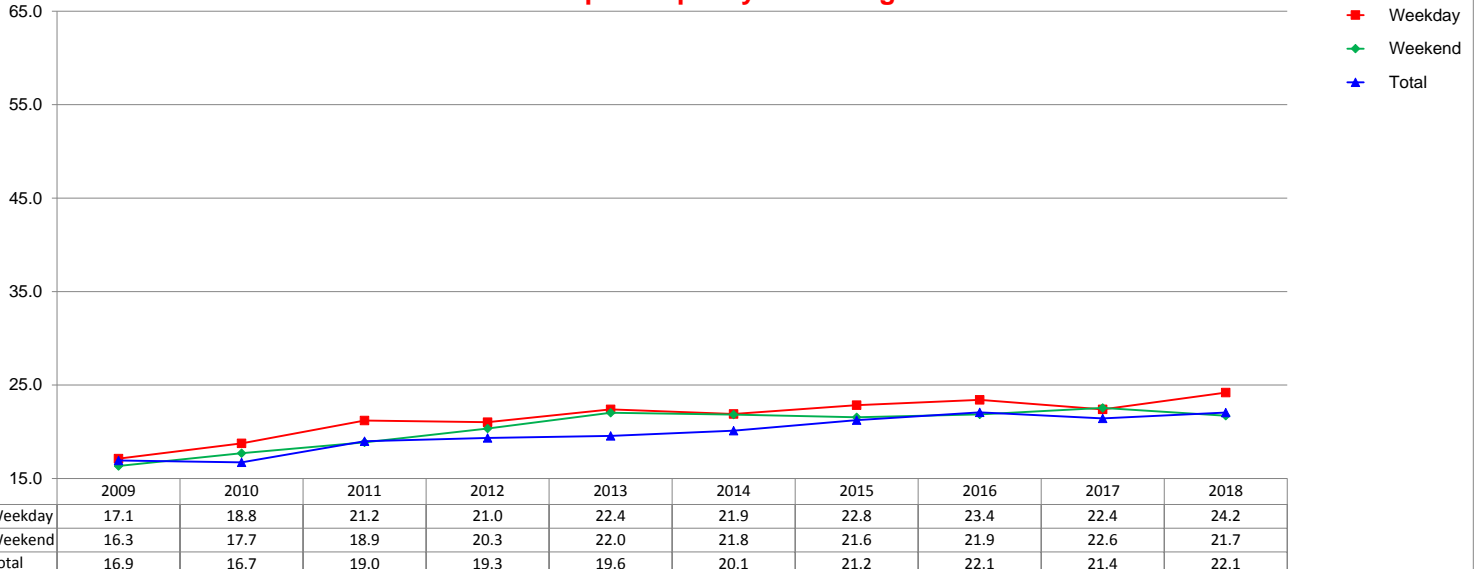
Total Occupancy Percentage



Transient Occupancy Percentage

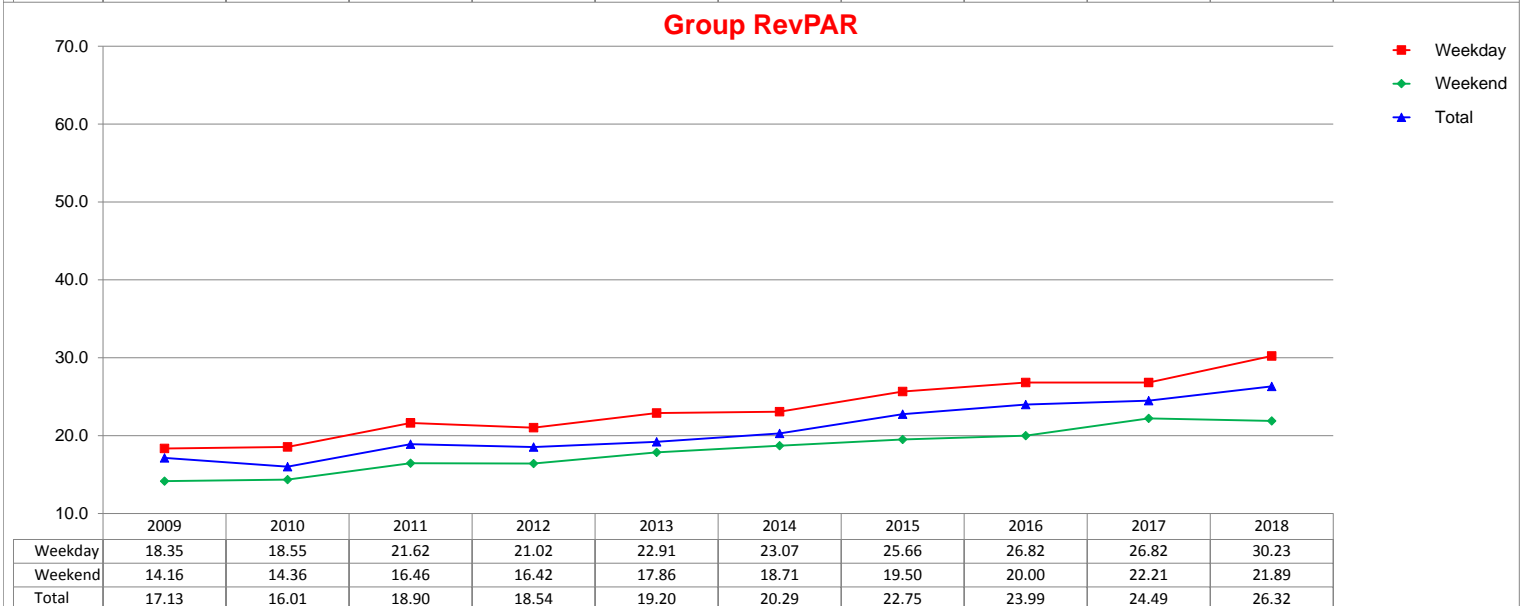
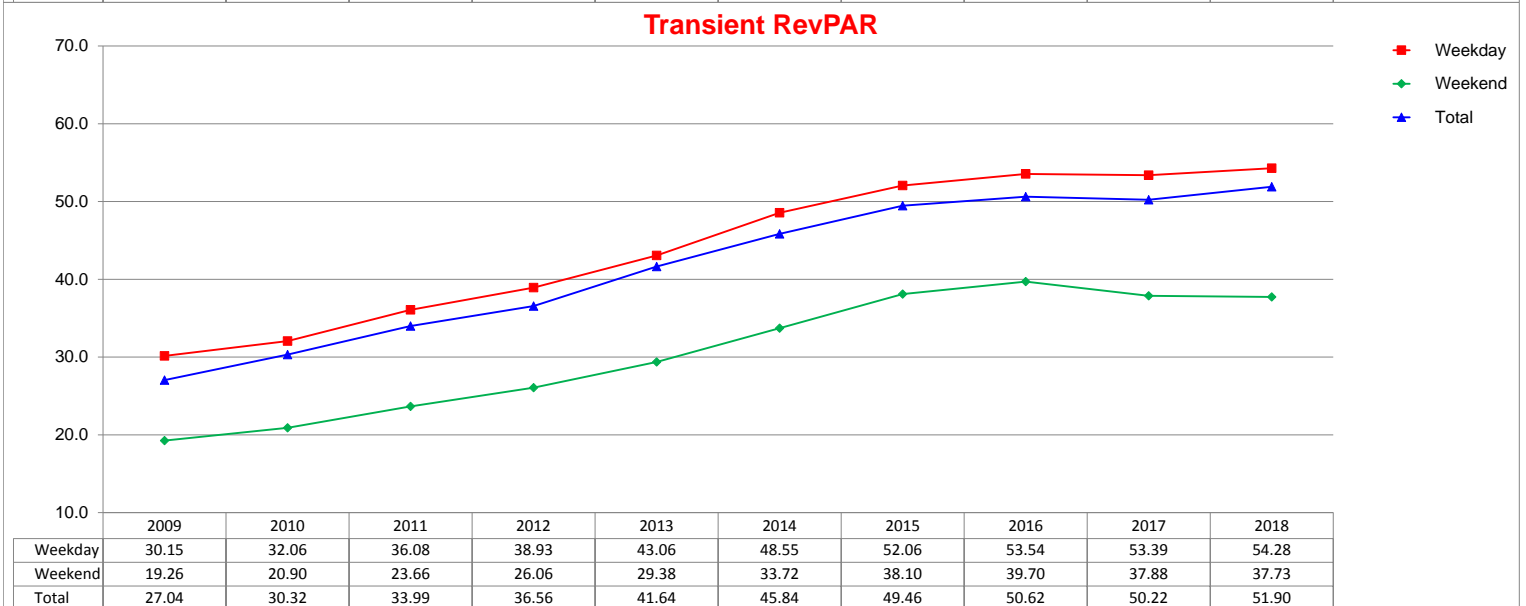
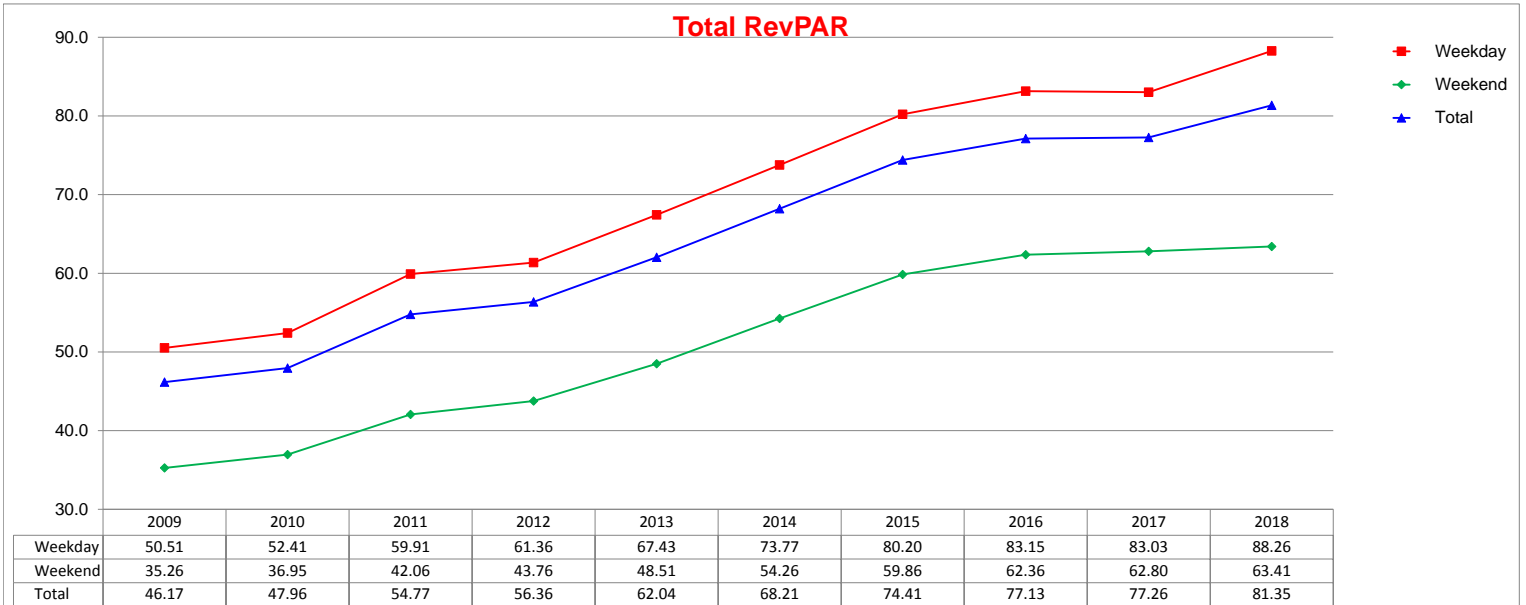


Group Occupancy Percentage



10 Year RevPAR Comparison - Weekday/Weekend

Annual Year End Figures And YTD through May 2018



Monthly & YTD AirBNB Data

May 2018

Entire Place	A.D.R.				OCCUPANCY				RevPAR			
	Current	% Chg	YTD	% Chg	Current	% Chg	YTD	% Chg	Current	% Chg	YTD	% Chg
JANUARY	127.80	27.00%	127.80	27.00%	63.7%	6.75%	63.7%	6.75%	81.39	35.57%	81.39	35.57%
FEBRUARY	135.73	24.13%	131.52	26.59%	57.3%	0.81%	60.5%	3.32%	77.71	25.13%	79.57	30.80%
MAR	128.47	-0.24%	130.19	15.79%	69.1%	18.33%	63.9%	9.31%	88.72	17.97%	83.26	26.58%
APRIL	135.12	6.66%	131.70	13.39%	65.2%	-2.24%	64.3%	6.44%	88.06	4.27%	84.70	20.69%
MAY	159.81	10.23%	138.01	13.64%	55.1%	-4.17%	62.0%	3.55%	88.11	5.63%	85.56	17.67%
JUNE												
JULY												
AUGUST												
SEPTEMBER												
OCTOBER												
NOVEMBER												
DECEMBER												

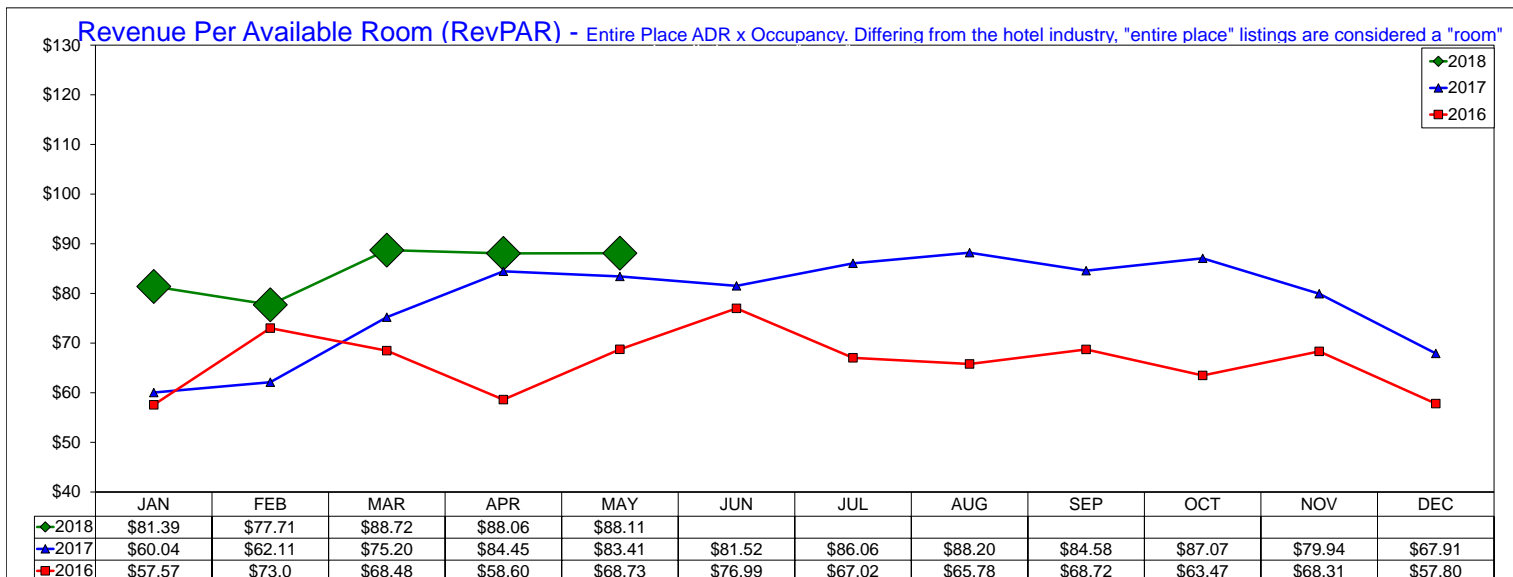
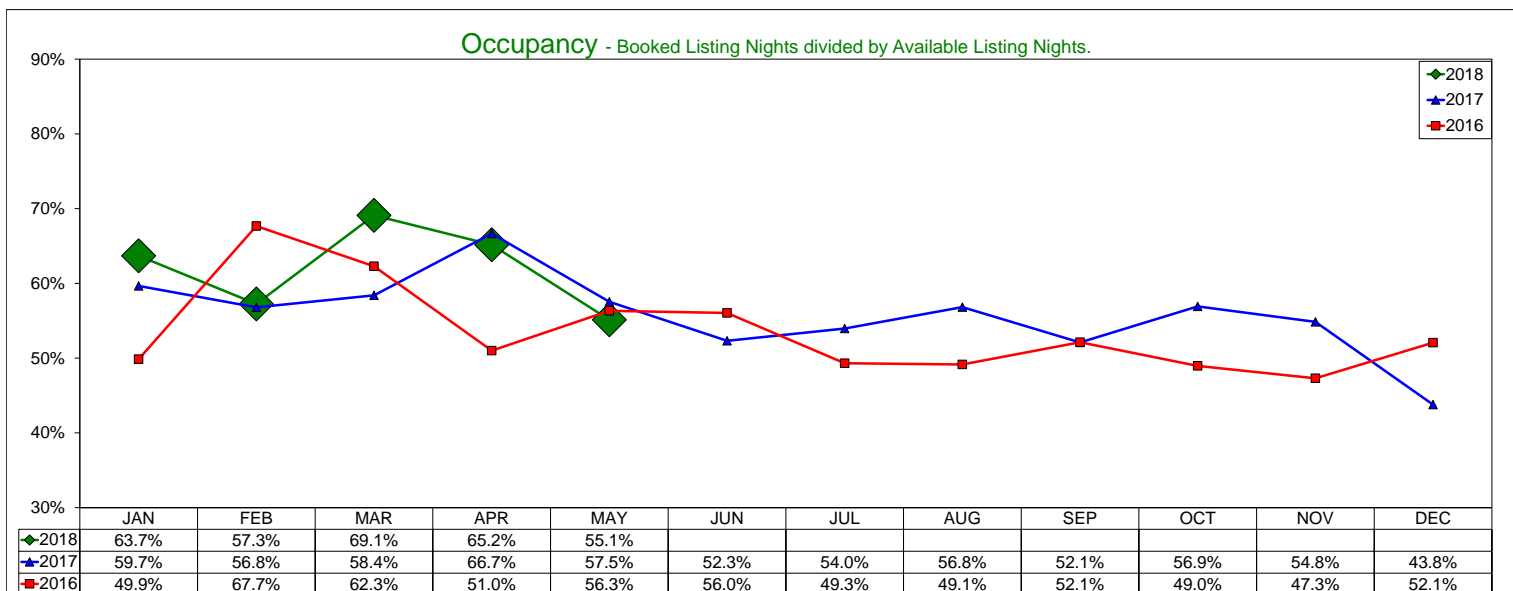
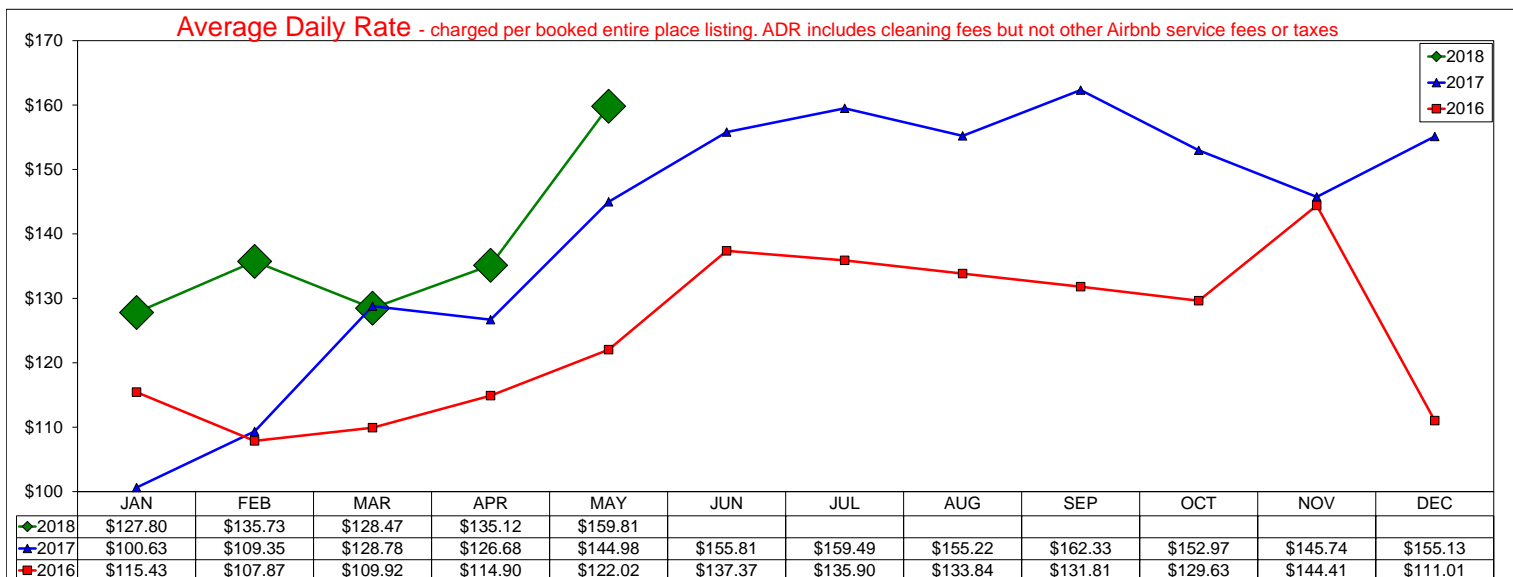
Hotel Comparable	A.D.R.				OCCUPANCY				RevPAR			
	Current	% Chg	YTD	% Chg	Current	% Chg	YTD	% Chg	Current	% Chg	YTD	% Chg
JANUARY	90.74	25.45%	90.74	25.45%	60.0%	3.01%	60.0%	3.01%	54.41	29.23%	54.41	29.23%
FEBRUARY	89.81	28.14%	90.30	26.46%	55.5%	-12.54%	57.8%	-4.13%	49.86	12.07%	52.18	21.24%
MAR	81.82	11.30%	86.58	19.92%	69.0%	4.72%	62.2%	-0.07%	56.46	16.57%	53.87	19.84%
APRIL	83.81	6.22%	85.78	16.23%	67.5%	-2.32%	63.7%	-0.18%	56.60	3.76%	54.62	16.03%
MAY	89.61	13.02%	86.48	15.85%	48.2%	-14.15%	60.1%	-3.76%	43.20	-2.97%	51.99	11.49%
JUNE												
JULY												
AUGUST												
SEPTEMBER												
OCTOBER												
NOVEMBER												
DECEMBER												

Note: The "Change %" column refers to the change from the prior year's figure.

AirBNB - Entire Place

May 2018

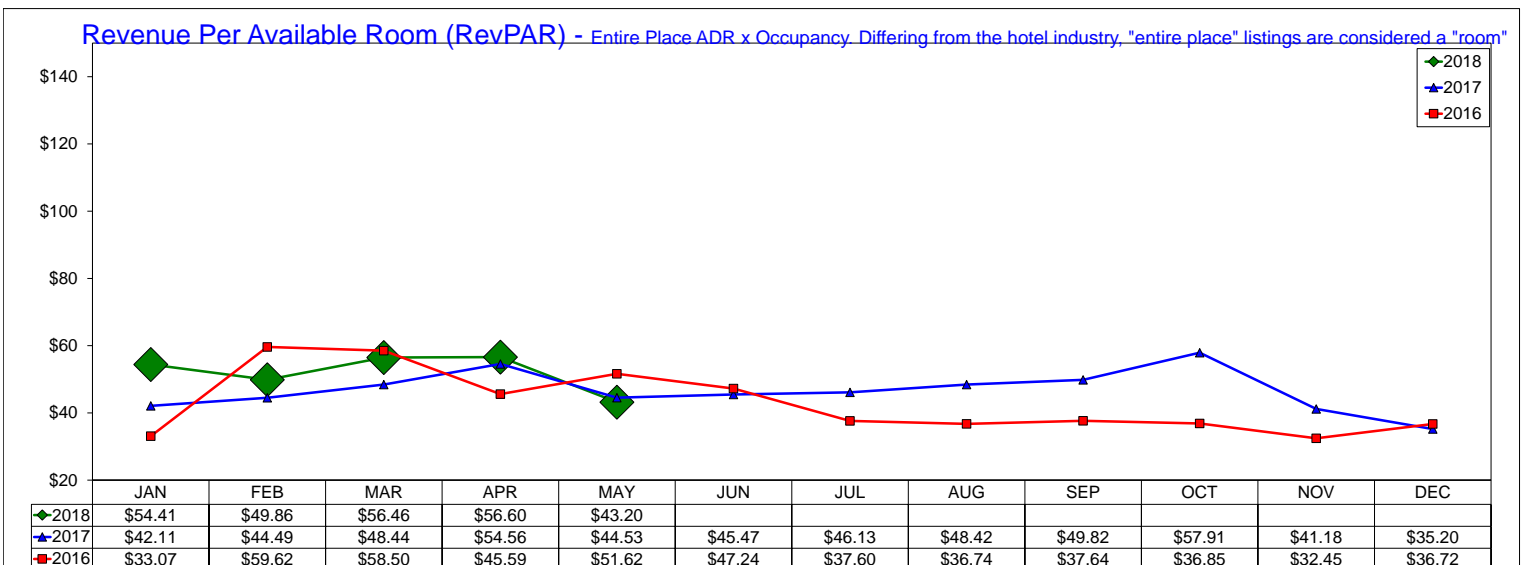
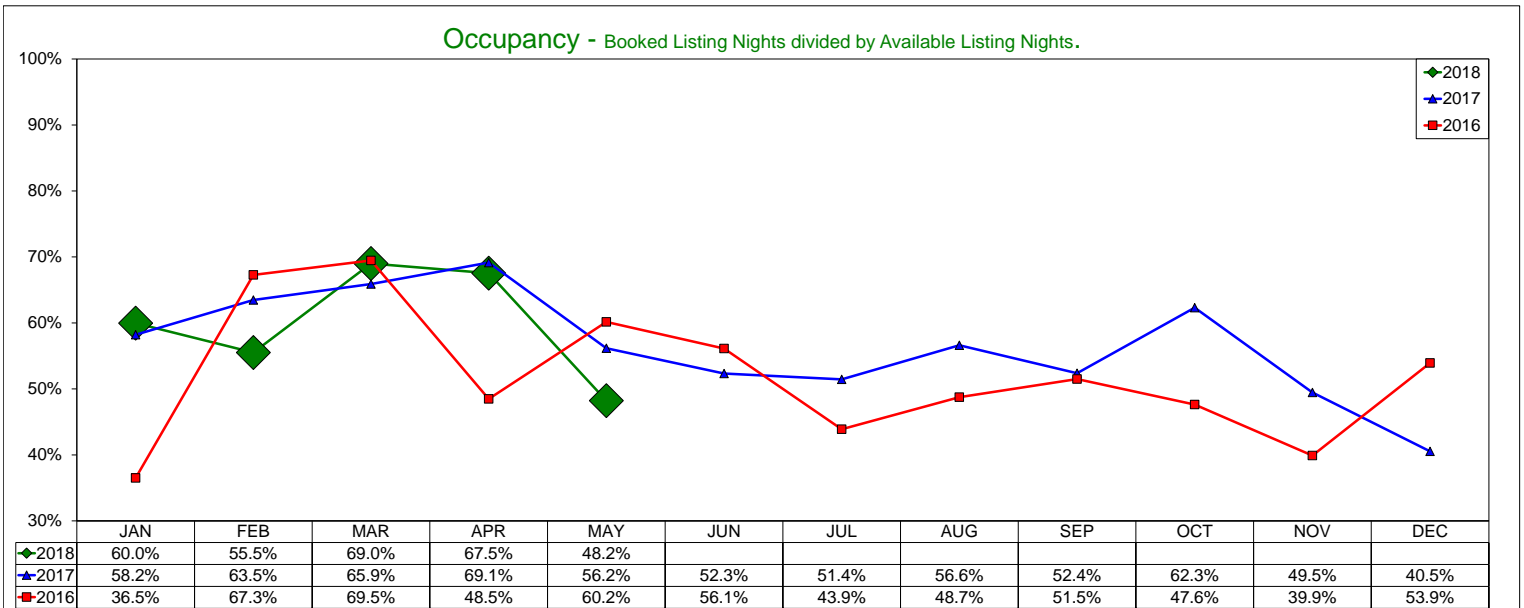
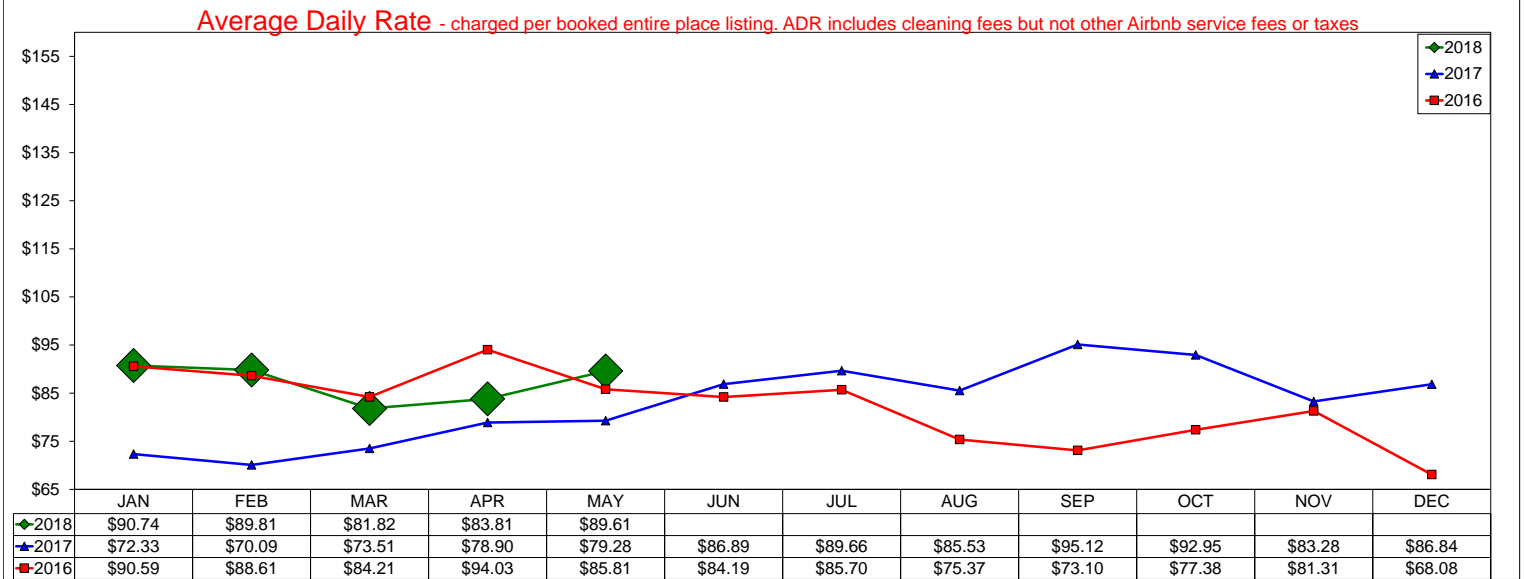
Entire Place (one or more bedroom) Rentals - Excludes Shared Rooms & Private Rooms



AirBNB - Hotel Comparable Subset

May 2018

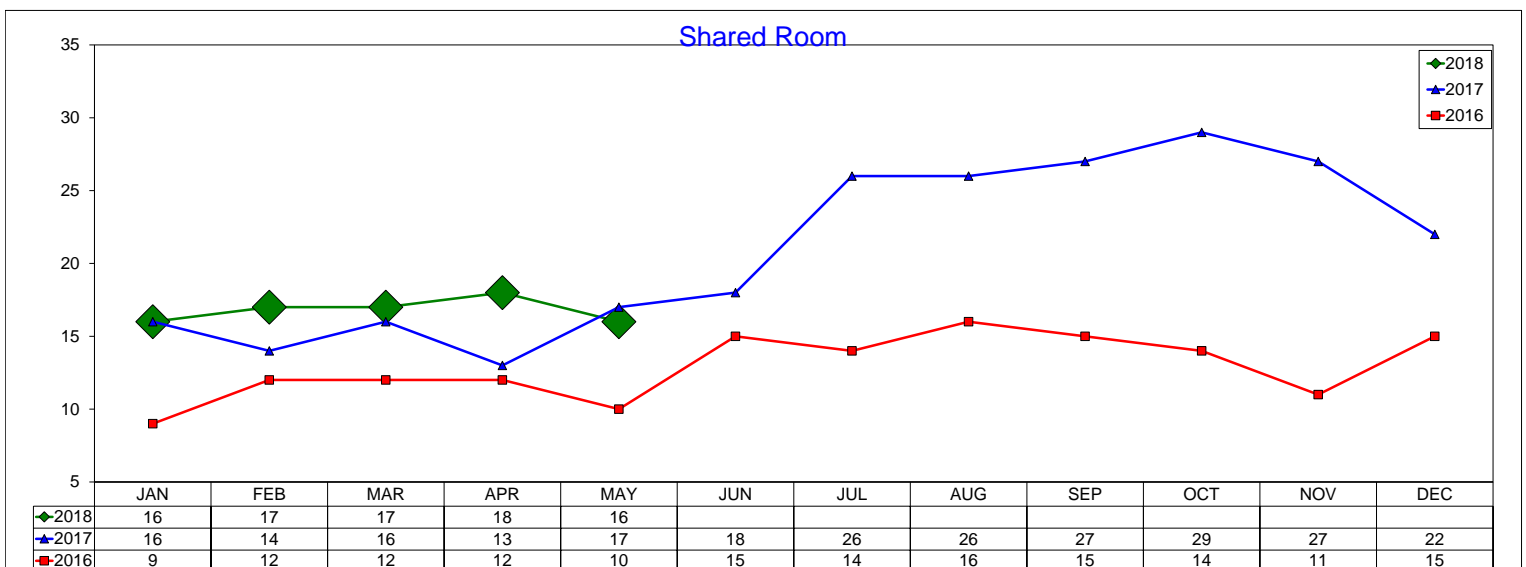
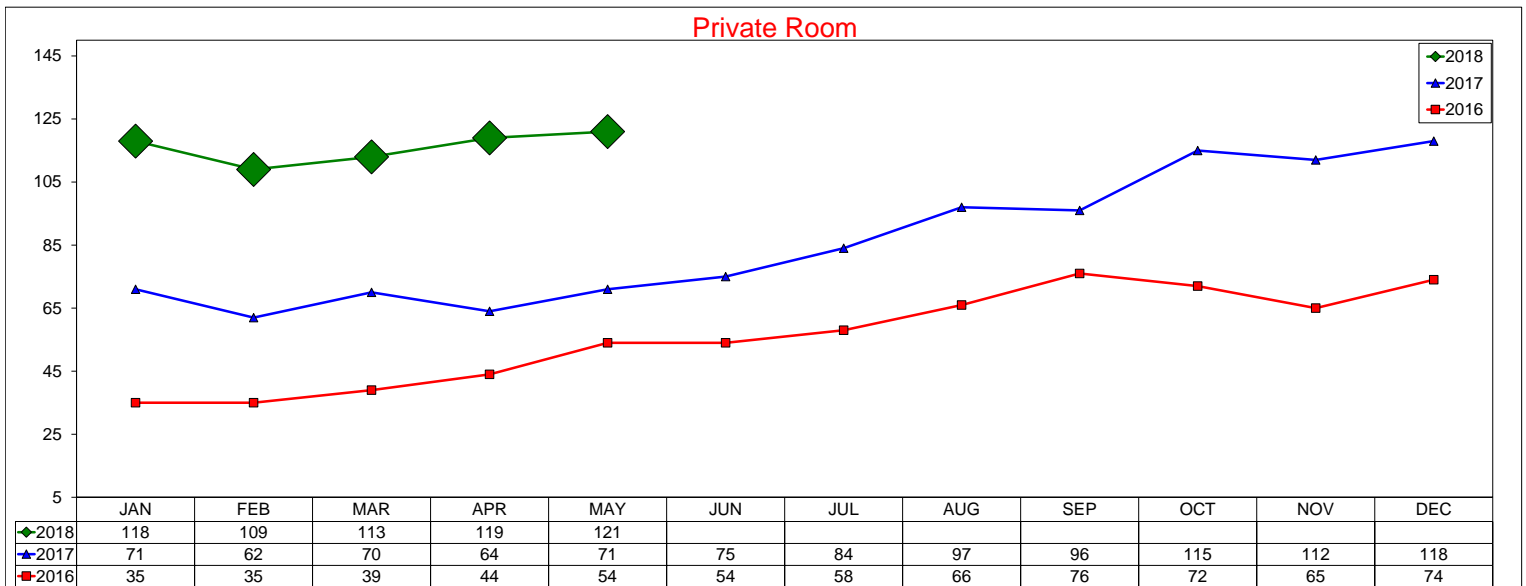
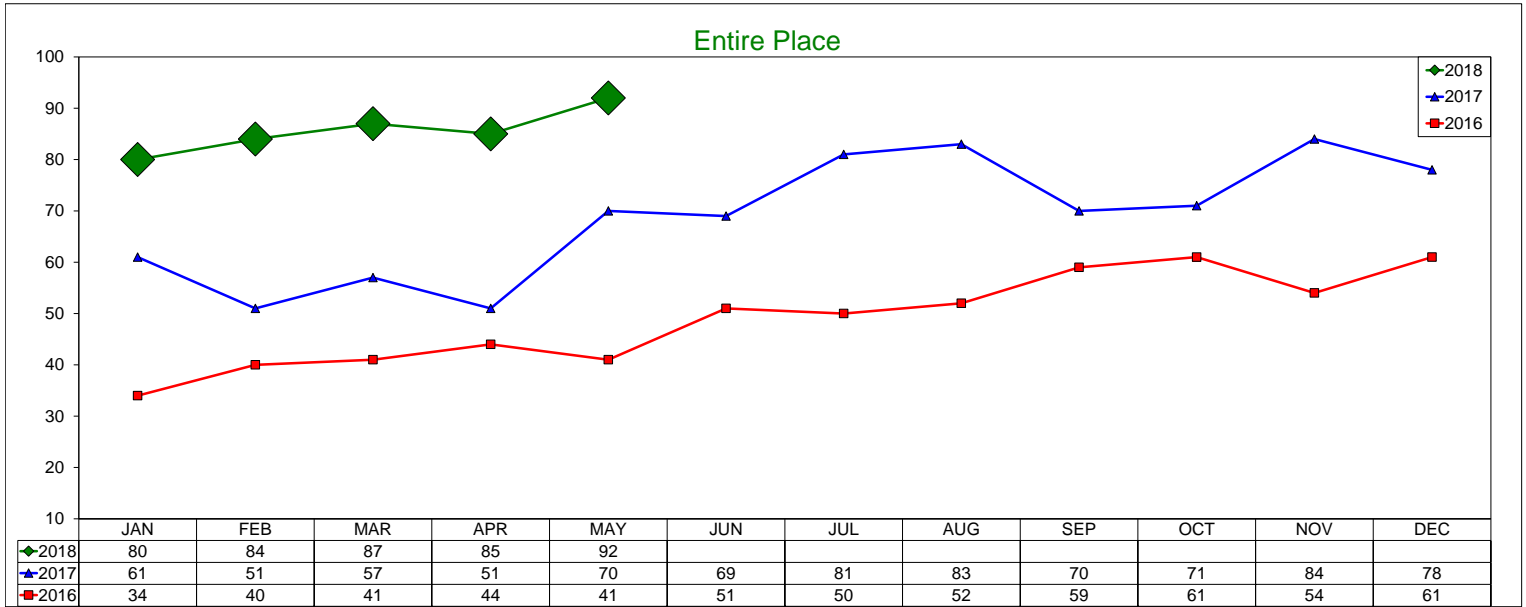
Studio and one bedroom entire place rentals only. AirDNA believes these are the type of listings most likely to compete directly with hotels



AirBNB - Total Available Listings

May 2018

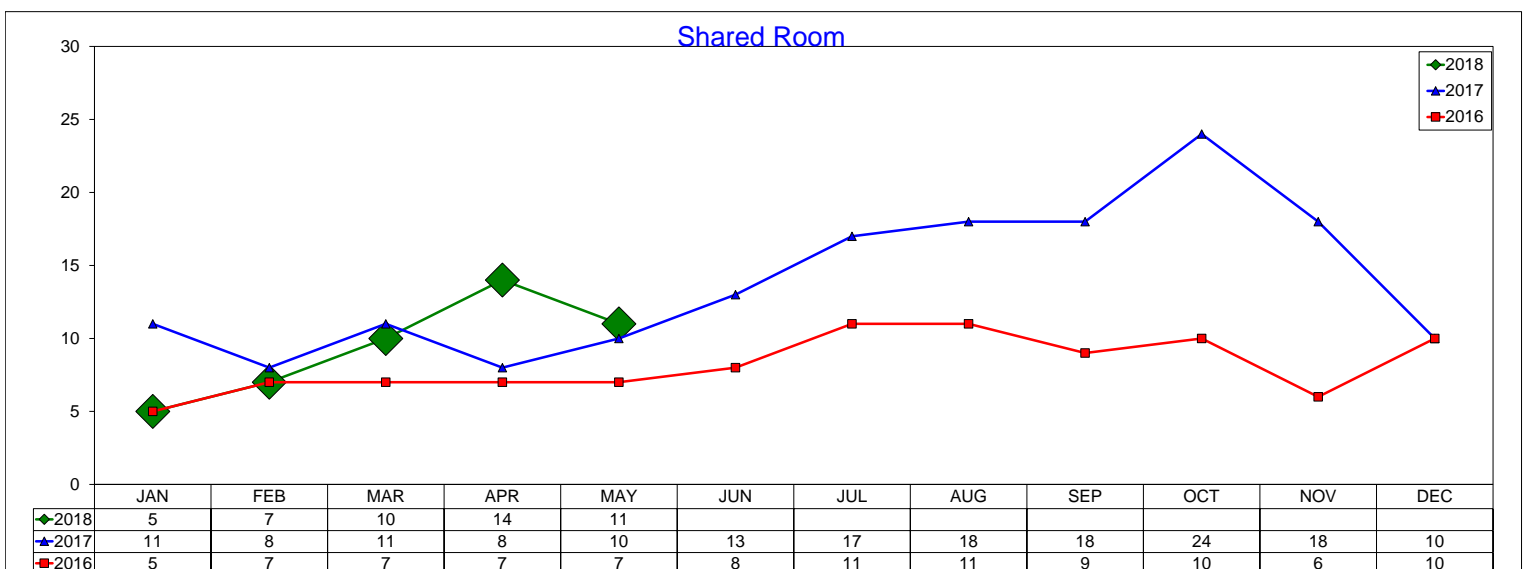
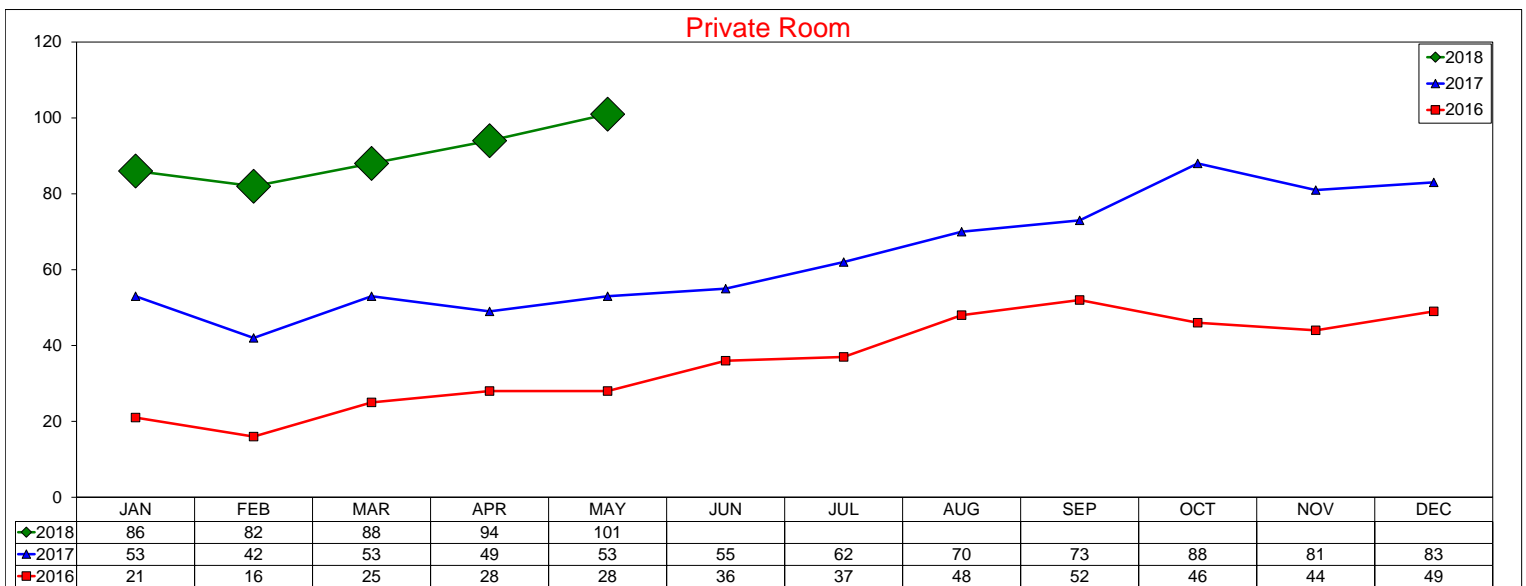
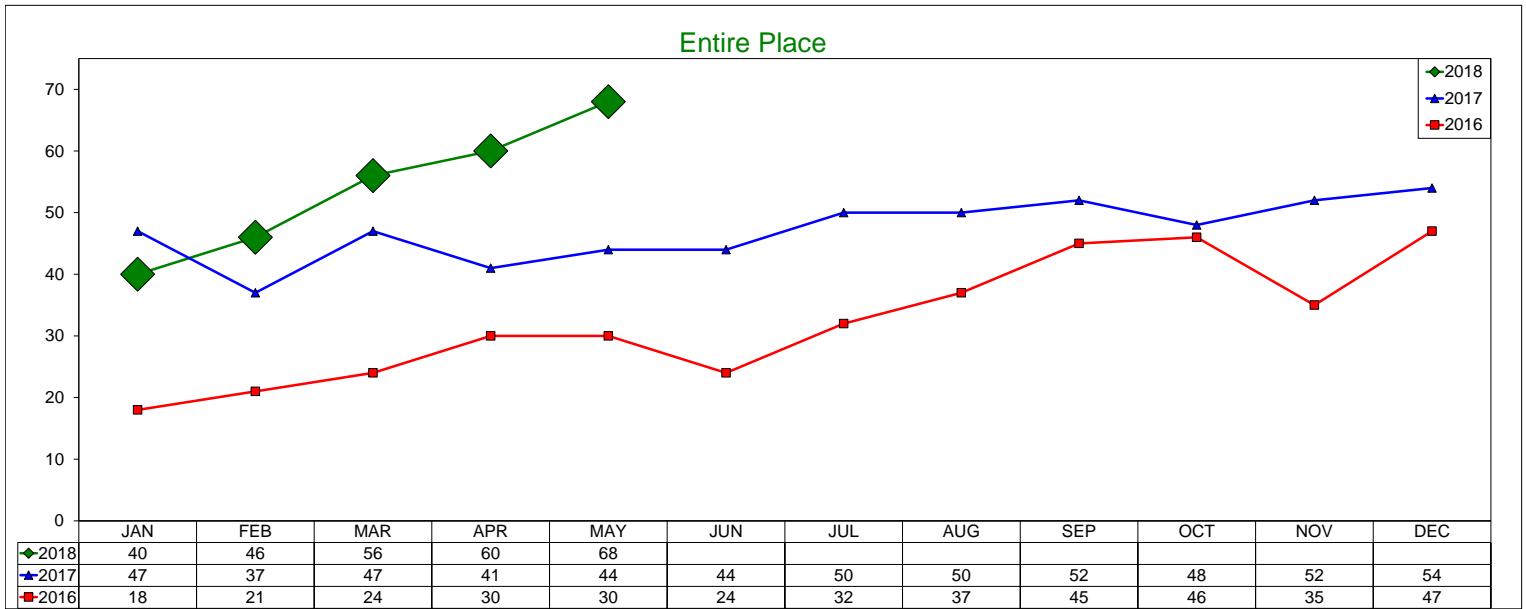
The count of Airbnb listings that were advertised for rent during the month or had a booked day in the month



AirBNB - Booked Listings

May 2018

The count of Airbnb listings that had at least one booked day in the month



**IRVING CONVENTION AND VISITORS BUREAU
BOARD OF DIRECTORS
MONDAY, JUNE 25, 2018**

CONVENTION CENTER





**IRVING
CONVENTION CENTER**
AT LAS COLINAS
AN  MANAGED FACILITY

June 15, 2018

TO: Maura Gast, Executive Director ICVB
FROM: Verenis Pedraza, SMG Director of Finance
SUBJECT: **Monthly Financial & Sales Report – May 2018**

Convention Center	Current Actual	Current Budget	Prior Year Actual	Year to Date Actual	Year to Date Budget	Prior YTD Actual
Direct Event Income	71,962	91,941	65,547	589,342	629,215	467,676
Ancillary Income	332,949	283,348	299,298	2,902,736	2,143,280	2,487,510
Total Event Income	404,911	375,289	364,845	3,492,078	2,772,495	2,955,186
Other Income	31,120	45,200	22,898	492,625	366,770	242,164
Adjusted Gross Income	436,031	420,489	387,743	3,984,703	3,139,265	3,197,350
Indirect Expenses	(485,994)	(512,432)	(468,834)	(4,395,344)	(4,099,461)	(3,884,882)
Net Income (Loss)	(49,963)	(91,943)	(81,091)	(410,641)	(960,196)	(687,532)

- Both rent and service revenue for this month exceeded budget.
- We had numerous events that required additional labor and contracted services. The largest ones were: Texas USA Wrestling, Building Professional Institute, AwSome Days & Kameha Con. These contributed to our event expenses being much higher than originally forecast.
- Our ancillary income ended on a strong note. DFW MSDC and Building Professional Institute contributed greatly in surpassing our catering target. Kameha Con generated a great deal to our concessions revenue and parking.
- Repairs and maintenance received a substantial credit this month as we cleaned up our capital fund account.
- Overall, the ICC beat budget for the month of May by over \$42,000.

SMG Catering	Current Actual	Current Budget	Prior Year Actual	Year to Date Actual	Year to Date Budget	Prior YTD Actual
Total Revenue	483,899	383,144	424,293	3,876,250	2,843,688	3,553,398
Net Income/(Loss)	270,728	232,500	265,405	2,449,893	1,720,439	2,151,404
Net Income/(Loss) %	55.95%	60.68%	62.55%	63.20%	60.50%	60.54%

ICC by the Numbers

EVENTS		VISITORS	
This month	To date	This month	To date
22	186	26,099	175,669
Current Year	Current Year	Current Year	Current Year
23	169	12,701	137,955
Prior Year	Prior Year	Prior Year	Prior Year
FUTURE GUESTROOMS BOOKED		SURVEY RESULTS	
This month	To date	Returned	Score
2,040	7,906	8	92.5%
Current Year	Current Year	This Month	Current Month
856	5,222	60	93%
Prior Year	Prior Year	Year to Date	Year to Date
SIGNED CONTRACTS		GREEN INITIATIVES	
This month	To date	This month	This month
23	206	11,820	25%
Current Year	Current Year	Pounds Composted	Reduction in gas usage from May 2017
18	179	27%	167,010
Prior Year	Prior Year	Reclaimed Water Usage Rate	Gallons of Reclaimed Water Used

Survey Kudos

"Our staff and attendees enjoyed the competition in the ICC. We hope to return." – Stage One Productions

"Staff and facility were excellent. This was a great choice for our group." – Johnson Controls

"Very nice facility overall, both our jobseekers and employers were very pleased with the location, room size, parking and so on." – Workforce Solutions of Greater Dallas

City of Irving Target Industries Bookings

- ServiceNow - NowSummit 2018 – October 2018
- Vistage Executive Summit 2019 – February 2019

June and July at a Glance

- May 30 – June 2 Telangana American Telugu Assn.
- June 3-8 Hilti
- June 10-13 TX ASCD Ignite 2018
- June 14-15 Assn. of Fundraising Professionals
- June 19-20 Learning Forward Texas
- June 20-24 Steubenville 2018
- June 25-27 Pri-Med
- June 28 – July 1 Christian Congregation of Jehovah's Witnesses
- July 5-8 Christian Congregation of Jehovah's Witnesses
- July 12-15 Christian Congregation of Jehovah's Witnesses
- July 16-19 VRM Mortgage
- July 20-22 North Texas Comic Book Show
- July 20-21 Transatlantic Trade Expo
- July 25-30 Let's Play Gaming Expo

Cc: Tom Meehan, General Manager, SMG

June 2018 - ICC, L1, EXH and 66 other(s)

Sunday	Monday	Tuesday	Wednesday	Thursday	Friday	Saturday
27	28	29	30	31	1	2
Tolu Bakare Wedding		Telangana American Telugu Assn		EAN Holdings Branch Managers Meeting		
		Independent Electrical Contractors Graduation				
3	4	5	6	7	8	9
Hilti						
		Cafe Open				
10	11	12	13	14	15	16
		Irving Cares Tasting		ICVB CPR Training		
Tx ASCD Ignite 18				Association of Fundraising Professionals 2018 DFW Philanthropy In Action Event		
17	18	19	20	21	22	23
Everything Dallas			Steubenville 2018			
DFW Church Worship Service		Learning Forward Texas 2018				
	COPD Educators Institute					
		Cafe Open				
24	25	26	27	28	29	30
Steubenville 2018	Pri-Med Access 2018			Jehovah Witness Group		
Cafe Open						

Green - Definite

Red - Tentative

Blue - Prospect

* - Public Show

July 2018 - ICC, L1, EXH and 66 other(s)

Sunday	Monday	Tuesday	Wednesday	Thursday	Friday	Saturday
1 Jehovah Witness Group	2	3 Anderson-Crenshaw Wedding Tasting	4	5 Jehovah Witness Group	6	7
8 Jehovah Witness Group	9	10 Service Now Summit Site Tour/Meeting/Tasting	11 Christmas in July	12 Jehovah Witness Group	13	14
15 Jehovah Witness Group	16	17 ICVB Community Relations Committee Meeting	18	19	20 Transatlantic Trade Expo	21
	VRM Mortgage Service Financial Industry Week				North Texas Comic Book Show *	
						Anderson-Crenshaw Wedding
						Texas USAG Annual Banquet
22 North Texas Comic Book Show Anderson-Crenshaw Wedding	23 ICVB Board of Directors Meeting	24 TD Industries Quarterly Meeting Berkshire Hathaway Automotive	25 Let's Play Gaming Expo *	26	27	28
29 Let's Play Gaming Expo *	30	31	1 AAHOA North Texas Regional Meeting	2 Jehovah Witness Group	3	4
	American Airlines					

August 2018 - ICC, L1, EXH and 66 other(s)

Sunday	Monday	Tuesday	Wednesday	Thursday	Friday	Saturday
29	30	31	1	2	3	4
Let's Play Gaming Expo	American Airlines		AAHOA North Texas Regional Meeting	Jehovah Witness Group		
5	6	7	8	9	10	11
Jehovah Witness Group	Audi MY19 C/O Segment Training	ICVB Destination Development Committee Meeting			American Bully Registry	Univision Entreprenuership Conference
	IISD 2018 Learn2Inspire					
12	13	14	15	16	17	18
Carrollton Farmers Branch Convocation		Eastern Star Grand Chapter Annual Conference				
DFW Church Worship Service						
19	20	21	22	23	24	25
Eastern Star Grand Chapter Annual Conference	Grocer's Supply Food Show		AATC- AAGD Business Exchange		Dallas Comic Show *	
	ICVB Board of Directors Meeting			City of Irving Regional Transportation Meeting		Kasukhela - Torres-Zuniga Wedding
26	27	28	29	30	31	1
Dallas Comic Show *	North Texas Commission - LNT Reception	The Sage Show			North Texas SYC Cadets	

**IRVING CONVENTION AND VISITORS BUREAU
BOARD OF DIRECTORS
MONDAY, JUNE 25, 2018**

**INDUSTRY REPORTS /
BOARD PARTNERS**





SPIRIT

OF LASCOLINAS

INSIDE: WIRELESS ALARM MONITORING
OPTION FOR LCA MEMBERS

Bi-Monthly Newsletter of LAS COLINAS ASSOCIATION

f [social media icons] JUNE 2018



LEGENDARY LAS COLINIAN: DR. FELIX FENTER

“Architect, Strategist, Chief Engineer and Helmsman of the Nation’s first defense against tactical missiles”

By Amanda Star Cline

Legendary people make brave life decisions, turn thoughts into actions, and do things that benefit the greater good. Legendary Las Colinian, Dr. Felix Fenter, is the first student to receive a Ph.D. in Aerospace Engineering from the University of Texas at Austin in 1960. But this isn't the only thing that makes Dr. Fenter interesting. His research, development, and management activities were major contributions to the aerospace industry, and much of the technology that he helped invent is still used today. This makes him a legend. This makes him incredible.

“We were pioneers and didn't know

it.” Dr. Fenter muses about his work on developing missiles and being part of the “Nation’s First Defense Against Tactical Missiles”.

“Ever since I was a toddler, I was fascinated with aviation, flying, and aircraft. In fact, I took flying lessons when I was 15 years old.” He built model airplanes, thinking about how they would work and how they would fly. His childhood fascination with all things aerodynamic and aeronautical would make a huge impact on United States defense capabilities.

The Paris, Texas native signed up for the Navy in 1944, right after his 18th birthday. However, before serving on the USS Helena, which would take him to

CONTINUED ON PAGE 4



Property of the Month

2905 Pacific, University Hills



LCA NEWS

Annual assessments cover January 2018 through December 2018 and are due **on July 1st, 2018**. Assessments are based on the property market value put forth by the Dallas Central Appraisal District assessed value of the previous year. The assessment rate is at fourteen cents (14¢) per one hundred dollars (\$100.00) of that appraised market value. It is important to know that the Las Colinas Association Annual assessment is different from the

invoice that you may receive from your homeowner's association, condo association or townhome association. Payments can be made online at www.lascalinas.org, by mail, or in person at 3838 Teleport Blvd. If you have questions, please call us at 972-541-2345.

In observance of Independence Day, LCA offices will close at 3pm on Tuesday, July 3rd and open Thursday, July 5th at 8:00am.

JUNE & JULY COMMUNITY EVENTS

The [City of Irving Independence Day Celebration](#) kicks off with a parade and reception on July 4th from 9- noon in the Irving heritage district. A dazzling firework show follows at 6pm on Lake Carolyn. Get there early and bring your blankets and folding chairs. More information can be found at <http://cityofirving.org/1295/Independence-Day-Parade-and-Reception>.

[City of Irving's Canal Fest](#) will be held Saturday, June 9th from 2pm – 10pm in the Las Colinas Urban Center. Admission is free.

The [Wounded Warrior Half & 10k Health & Fitness Expo](#) will take place on Friday, June 8th from 2:00pm-6:00pm & Saturday, June 9, 9:00am-4:00pm at Dallas Marriott Las Colinas located at 223 West Las Colinas Blvd. Details can be found at <http://www.dallasathletesracing.com/wounded-warrior-expo/>.

Mingle with national comic book artists at the [North Texas Comic Book Show](#) July 21, 2018 to July 22, 2018 at the Irving Convention Center. Check out <https://www.comicbooksdallas.com/> for details!

[Toyota Music Factory](#) will have many concerts throughout the summer. Check the schedule at www.Livenation.com.



[Let's Play Gaming Expo](#) will bring favorite board games, card games, and video games to the Irving Convention Center July 27, 2018 - July 29, 2018. Get the details at <https://www.letsplaygamingexpo.com/>.

FAST FACT: BEN CARPENTER CREATED THE MASTER PLAN FOR LAS COLINAS IN 1973.



AES IntelliNet
CORPORATION | For Alarm Monitoring

WIRELESS ALARM MONITORING OPTION FOR LCA MEMBERS

- State-of-the-art technology swiftly delivers signals to the LCA's UL Listed alarm monitoring station.
- Many alarm systems can be updated to AES *Intellinet* by adding a specifically programmed (AES brand) mesh radio device.
- LCA requires no contract for its Members!
- You do not need a phone-line. It's wireless!
- No additional monthly cost to LCA Members for use of this mesh radio service within LCA's network; it is part of your annual assessment.

How can I get Mesh Radio for my security system?

You must purchase your radio and schedule installation through a trained mesh radio alarm company using LCA's exclusive AES brand radios/frequency.

For a current list of these companies, call the Security Services Department at 972-541-2345 or send an email to: Safety@lascalinas.org.



**Before you choose your Texas Licensed installer who has mesh radio training, you must call LCA Security Services in order to get permission to use our frequency.*

972.541.2345 | Safety@lascalinas.org | www.Lascalinas.org



CONTINUED FROM FRONT PAGE

China, Japan and Panama, he was sent to the USN Advanced Electronics School for training. The students were trained in 'new' classified technology like sonar and radar. This was well suited for Fenter who had built radios as a kid.

"I was a nerd, that word not having been invented yet, anyway," he jokes.

Fenter promises that the Electronics School was more challenging than the aeronautical engineering school that he would go on to attend. He completed training and graduated to an Instructor, eventually

teaching at the Advanced Electronic School, located in the naval base on Treasure Island in the middle of the San Francisco Bay. Even though the school turned out 50 graduates per week, there was still a shortage of technicians during World War II so Fenter kept busy.

After serving in the military, Fenter started over, eventually landing at the University of Texas Aeronautical Engineering Program. Before he received the first-ever Doctor of Philosophy (P.h.d) in Aerospace Engineering awarded by The University of Texas at Austin, he did a 6-year stint as a research specialist in a lab. But this wasn't just any lab, it was the University's Defense Research Lab which was funded by defense contracts and carried out research for the Air Force, Navy, and other government operations including Project Bumblebee.

Project Bumblebee was initiated shortly after World War II and involved research and development to provide guided missiles that would protect

our ships from enemy attacks. This pioneering program was very successful, and today's Navy combat ships protect themselves with standard missiles which are direct descendants of the original Bumblebee missiles. Surface to air missiles (SAMs) incorporated guided missile technology and allowed for layered defense and long-range capabilities. Over the span of his career at the Chance Vought Aircraft Company in Dallas (and its successor companies), Dr. Fenter worked on Tactical Battlefield Missiles, defense against intercontinental ballistic

missiles (SRHIT, Patriot PAC-3), the Multiple Launch Rocket System (MLRS), Sidewinder Air-to-Air Missile (AIM-9 series), and many others.

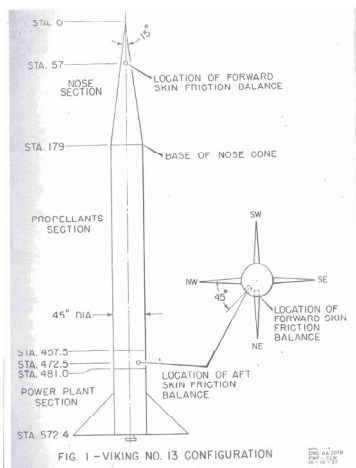
In 1983, President Reagan announced at his annual State of the Union Address that the United States would develop a defense against intercontinental ballistic missiles. This program was a response to the threat of the Cold War and SCUD missiles

developed by the Soviet Union. Reagan's Strategic Defense Initiative, also known as 'Star Wars', included the SRHIT that had been renamed to Flexible Lightweight Agile Guided Experiment (FLAGE). Dr. Fenter led the FLAGE initiative while serving as President of the Missile Division for the LTV Aerospace and Defense Company of Dallas. Thankfully, the defense against intercontinental ballistic missiles was never needed.

At age 70, Dr. Fenter, then President of the Loral Vought Systems Corporation, decided to retire. "...I made up my mind, long before, as the result of observing what goes on around me, that when I retired, no matter when it was, it's going to be a short cut. I was going

"I was a nerd, that word not having been invented yet, anyway."

-Dr. Felix Fenter



CONTINUED ON NEXT PAGE



Among the many interesting people that Dr. Fenter worked with was the famous Texas Congressman, Charlie Wilson. They became very good friends. An autographed book, Charlie Wilson's War, sits in Dr. Fenter's office and contains the following message:



Feb 19, 2004

For Felix Fenter, Great Patriot, Great Friend, Great Guy. I miss you and cherish our friendship.

-Charlie Wilson

to get out of the way because we had seen nearly every top executive in the various divisions of the company, and in other companies where at 65 years, they were immediately hired as consultants." Fenter wasn't going to do that. He was going to retire strong and give his colleagues a chance to run the company, besides he wanted to do something else.

What does a retired engineer do? They help develop robotics technology to improve surgical procedures in the medical industry. At 91, the Legendary Las Colinian has blueprints of a single person aerodynamic watercraft on top of this desk, in the middle of his home office in Las Colinas. His lifelong research in missile defense gave the Nation capabilities of combating enemy missiles. He continues his work for the greater good by working to improve surgical procedures. This makes him a legend. This makes him incredible.





2018 ELECTED BOARD MEMBERS



Rodney Phelps currently serves as the Citi Site President for Dallas/Irving, driving and executing Site Governance, People Strategy, Communication, Culture and Community Investment. Prior to joining Citi, Rodney spent over 15 years with GE Capital. After his term as Chairman of the Board in 2017, Rodney now serves as the Immediate Past Chairman of the Greater Irving-Las Colinas Chamber of Commerce and continues his work on their Executive Committee. Rodney also sits on the Executive Committee of The First Tee of Greater Dallas. He holds a BBA from Stephen F. Austin University.



Ken Reese joined Hillwood in 1999 and is Executive Vice President of Hillwood Urban. He serves as development director for all efforts related to Hillwood's urban development. In 2015, Apollo, Vanderbilt and Hillwood purchased Williams Square in the Las Colinas Urban Center. In addition to being a partner in the project, Hillwood Urban manages the leasing for Williams Square. Hillwood Urban has a number of projects in development including a new office building planned for Turtle Creek; a planned tower located off the Woodall Rodgers freeway; and additional office complexes at Victory Park, among other initiatives. From 1994 to 1998, Reese worked in Toronto as a consultant for Royal Bank of Canada, Trizac Trilea Partners, Olympia & York, and other companies. During this time, Reese led the strategic planning and redevelopment of a portfolio of 100 assets, managed a pension fund client's \$425 million purchase of three of Canada's largest regional malls, and oversaw the disposition strategy of a portfolio of 30 assets valued in excess of \$500 million.



Carl Klinke is a retired Commercial Real Estate attorney with a long history in Las Colinas. Carl is a graduate of Northwestern University and earned his law degree from SMU School of Law in 1970. As in-house council and with private law firms, Carl is experienced in preparation and negotiation of commercial, industrial, multi-family, and ground leases, representing both landlords and tenants, among many other areas of expertise. From 1972 to 2005, Carl supervised and performed all legal work in connection with the Las Colinas Development. Carl has served on various Association Boards and Architectural Control Committees in Texas and Colorado. Carl currently serves on the Infrastructure Committee and the Legal Committee for Positano Condominium Association, a condominium association for a 170-unit condominium development here in Las Colinas, where he lives with his wife, Nancy.



Steve Nguyen has been a Las Colinas resident for 14 years, and lives in Hackberry with his wife, Lien, and their children Max and Sidney Claire. Steve grew up in Houston and earned his Bachelor of Science and Doctor of Optometry degrees at the University of Houston. After graduation, he moved to the DFW area, where he has practiced optometry for over 20 years. Currently, he serves on Governor Abbott's Advisory Council on Cultural Affairs (Vice-Chair), and the Board of Directors of the Las Colinas Association, the Carrollton-Farmers Branch ISD Foundation, The Foundation for Education and Research in Vision (Pres), and the Coppell Baseball Association. When he gets a free moment, Steve enjoys spending time with his family, coaching baseball, and sneaking in a round of golf.



AFTER 5 IN LC: BOI NA BRAZA

The name, Boi Na Braza Churrascaria, can immediately cause an alert, cognizant person to begin drooling uncontrollably while experiencing phantom hunger pains. Thoughts and visions of various meats begin dancing in their heads. The Brazilian steakhouse is largely known for their famous meat selections but they have great beer, wines and mixed drink offerings.

For the beer drinkers, they have over 20 varieties, including 3 from Brazil. Wine drinkers have over 160 wines to choose from with many reds from Argentina and Chile. If you want to branch out from wine and beer, tell the bartender to bring you a Caipirinha. The Caipirinha is Brazil's national cocktail. Be careful with this one, though. It sneaks up on you.

The upscale bar area can seat up to 22 people

comfortably. There are two TV screens to watch a game or the news.

What you should order:

The Caipirinha is worth a try! The first sip is reminiscent of a lighter version of the margarita. It's sweet, earthy, exotic, fresh and green. The Caipirinha contains crushed lime, organic sugar and cachaça. It's uncomplicated and stripped down. What really makes this drink unique is Cachaca, which is made from fresh sugar cane juice.

Contact Info:

Boi Na Braza Churrascaria is located at the Toyota Music Factory at 310 W. Las Colinas Blvd, Suite 130 in Irving, Texas.

JOIN US!

Be part of our newsletter and submit your story, photo or nomination via our Facebook page, Las Colinas Tex, or by emailing acline@lascolinas.org before the 10th of the following month in order to be considered for publication. Thank you for helping us make Spirit of Las Colinas representative of our community.

OUR COMMUNITY

GET OUR EXCLUSIVE EATING GUIDE

Download at www.lascolinas.org or call us at 972-541-2345 to request a hard copy.



WEATHER APP

- On your iPhone:
- Go to apps
 - Search and add 'Weather Link' by Davis Instruments Corp.
 - Click on the lower left hand icon.
 - Search and add Las Colinas/Customer Way.
 - *Also available on Android.





SPIRIT OF LAS COLINAS

3838 Teleport Blvd.
Irving, Texas 75039-4303

**"A renowned, self-managed,
master-planned community."**

liaisons@lascolinas.org
www.lascolinas.org
972-541-2345

LAS COLINAS ARTIST



Jeanne Lannin



"Snowball's Chance in Hell"

How did you come to live in Las Colinas?

I was working as a consultant for a company in Irving that is located across from Lake Carolyn. Several co-workers mentioned to me about the City's plan to grow and attract more tourism in the area. I had also attended several shows at the Irving Arts Center and was impressed by the diversity and quality of artwork at their events. I thought the new growth in the area might be an opportunity to show my artwork and expand my network.

What adjectives would you use to describe your work?

Colorful, Emotional, and Unusual.

www.JeanneLannin.com

Jeanne@JeanneLannin.com

Lars E. Rosene Elected Chairman Of The Board For The Greater Irving-Las Colinas Chamber Of Commerce

Lars E. Rosene has been elected FY2018-2019 Chairman of the Board of Directors for the Greater Irving-Las Colinas Chamber of Commerce. Mr. Rosene will assume the leadership role in October of this year. The Chamber, the first 5-Star Accredited Chamber in Texas, represents 1,900 member-investors and nearly 200,000 employees.

Mr. Rosene is Vice President of Corporate and Marketing Communications for Flowserve Corporation, a publicly traded corporation with nearly \$4 billion in annual sales, more than 17,000 employees, operations in 55 countries and 245 locations worldwide. Flowserve ranks #589 on the 2017 Fortune 500 list and is headquartered in Irving, TX. Flowserve is one of the largest suppliers of industrial and environmental machinery, such as pumps, valves, mechanical seals, automation, and services to the power, oil and gas, chemical and other industries.

"Lars has been active on the Chamber's Board of Directors for a number of years, and is an excellent choice to assume the reins of the Chamber," said Lori Bunger, 2017-2018 Chairwoman of the Board for the Chamber. "This is a dynamic time for the Chamber and the City of Irving, and his 16 years of experienced leadership within Irving and around the world will be an asset to the Chamber's member-investors."

Mr. Rosene also served as Chief Sustainability Officer and Vice President of Communications and Public Affairs for Flowserve Corporation. He began his career in Irving in 2002 working with Citigroup and has spent 10 of the last 13 years with Flowserve. During his time as Managing Partner of Zelo Public Relations, from 2010 to 2013, he served several Irving clients including Morgan Stanley. In addition to his leadership role at Zelo PR, he also was a Senior Advisor to Allison & Partners, a leading global public relations firm based in San Francisco, CA.

"I appreciate the vote of confidence from my fellow Board members and the importance of this leadership role to the Irving-Las Colinas business community," said Mr. Rosene. "The Chamber is an exceptionally active organization in the promotion, planning, development and economic growth of Irving-Las Colinas. The Chamber also has the responsibility to support the success of our member-investors and to nurture start-up companies and entrepreneurs. I look forward to working with an enormously talented Board and staff to take the Chamber through the next fiscal year."

In 2004, Mr. Rosene was selected by the German Marshall Fund to represent the United States as a Marshall Memorial Fellow promoting international relations between business and community leaders in the United States and Europe. He is a past board member of the Public Affairs Council and currently serves on the Public Affairs Steering Committee for the National Association of Manufacturers and the Government Affairs Committee for the Hydraulic Institute. In 2017, he was selected as a member of the Arthur Page Society. He also served on the Board of Stonebridge Ranch Community Association, the third largest Home Owners Association in North Texas representing 30,000 residents and 9,000 homes.

Mr. Rosene is a graduate of Texas A & M University.

Get Your Kicks on Route 66!

Summer Fun Continues in July at Irving Arts Center

Saturday Farmers Market, Four Seasons Markets

Four Seasons Markets was established to develop and manage European style markets where ranchers, farmers, specialty food producers and artisanal craftsmen can interact with customers and other vendors in a colorful, exciting, family-friendly atmosphere that mimics the village markets popular throughout Europe. Shop the market every Saturday, then cool off while you peruse the galleries!

Each Saturday: July 1, 8, 15, 22 and 29 from 9 AM to 2 PM | North Parking Lot | FREE

JumpstART – On the Beach!

Join us this month for stories and crafts inspired by the seashore! JumpstArt pairs storytime with fun art projects on the first Thursday of each month. Create a take-home art project to match this month's theme, and then browse the galleries with your kids as part of this fun and FREE morning activity.

July 5 @ 10 AM | Suite 200 | FREE

Second Sunday Funday: Summer Splash!

Every second Sunday, Irving Arts Center hosts Family Funday – offering free craft projects that are fun for the whole family. This month, attendees can chill out and create a cool work of art, inspired by summer fun at the beach and by the pool. Drop in during Second Sunday Funday anytime between the hours of 1 and 4 p.m.

July 8 @ 1-4 p.m. | Suite 200 | FREE

The Sooner State Multi-Arts Adventure Camp

Try your hand at printmaking with a Southwestern aesthetic and create your own dream machine for travel along Route 66, where you'll take in the diners, drive-ins, dives and landmarks which give character to the Sooner State from the Land Whales of Catoosa to Arcadia's Pop Soda Ranch.

July 9 to July 13 from 8 AM - 5PM | Ages 6-12 | \$210

International Association of African Nurses Launch Party

The International Organization of African Nurses is hosting a launch party at Irving Arts Center. The organization is committed to engaging nurses, medical professionals and other well-wishers to become part of forming real solutions to healthcare problems across Africa. A red carpet pre-event party will begin at 5:30 p.m. while the main event commences at 7:30 p.m.

July 14 @ 5:30 PM | Carpenter Hall | \$50-\$200

George Washington Slept Here, MainStage

Directed by B.J. Cleveland, MainStage brings a classic comedy by Moss Hart and George S. Kaufman to the stage. The central figure in the story, Newton Fuller, just wants "a little place in the country to call his own." Despite disgust from his city-slicker wife and daughter, Newton drags his family out to their own personal "Green Acres," a wreck of a homestead with broken windows, falling plaster and a cow in the kitchen. But with a little bit of faith and a lot of guts, maybe Newton can make this house into a home? Will they flip the house, or just flip out?!

July 20 – August 4 | Dupree Theater | \$21-28

Irving Arts Center 2018 July Calendar Listing

Evening Performances: July 20-21, July 27-28, August 2-4
Sunday Matinees: July 22 & 29

The Sunflower State Multi-Arts Adventure Camp

Follow the Yellow Brick Road to the Land of Oz. In Kansas, you'll discover American Indian-inspired fiber art, recycled costumes, Vincent Van Gogh's sunflowers and much more!

July 16 to July 20 from 8 AM - 5PM | Ages 6-12 | \$210

Summer Road Trip Fun! Intro to Art Mini-Camp

Campers will paint, draw and use their imaginations to explore and create a super fun summer road trip along the legendary "Main Street of America," Route 66.

July 16 to July 20 from 9:30 AM – 11:30 AM | Ages 4-5 | \$75

One Act Play Contest, Irving Parks and Recreation

Cheer on young thespians, ages 7 to 17, from Irving Parks and Recreation Department's summer drama classes who will perform in short, one-act plays. These students have been encouraged to develop their artistic voices while learning about all aspects of drama and the fundamentals of acting. Awards will be presented for best play, actor and actress.

July 20 @ 7 PM | Carpenter Hall | FREE

America's Heartland Teen Scene Camp

Draw inspiration from photographers from America's heartland and create art inspired by the murals and architecture of Route 66, from the classic kitsch of roadside motels to the grandeur of the St. Louis Gateway Arch.

July 23 to July 27 from 8 AM - 5PM | Ages 13-16 | \$210 (\$105 half-day)

The Show Me State Multi-Arts Adventure Camp

"From BoatHenge" and other lawn art creations to small town murals and city scenes, the Show Me State will have you dancing a jazz-inspired number. Campers can don wearable sculptures called "Soundsuits" and will produce art to match these wonders using a variety of materials including special puffy paint, perfect for recreating a Route 66 roadside diner neon sign!

July 23 to July 27 from 8 AM - 5PM | Ages 6-12 | \$210

Cuttin' Up, IMOC Productions

IMOC Productions presents a comedic stage play. The comedy unfolds in an unlikely setting, the beauty shop.

July 29 @ 7 PM | Carpenter Hall | TBA Price

Get Your Kicks on Route 66, Theatre Camp with Child's Play Touring Theater

Students create, write, produce and perform an original production* guided by the pros from Child's Play Touring Theater.

July 30 to August 3 from 8 AM - 5PM | Ages 7-14 | \$210

City of Big Shoulders & Tall Buildings, Teen Scene Camp

Inspired by the great architectural skyline of Chicago and the work of sculptor, installation/performance artist and urban interventionist, Theaster Gates, campers will make bas relief sculptures from found objects and create their own skyscrapers. Afternoons will be spent learning about the areas of stagecraft and theatrical production.

Participants will have the opportunity to help run the dress rehearsal and final show for the Child's Play Touring

Irving Arts Center 2018 July Calendar Listing

Theatre Camp on August 10.

August 6 to August 10 from 8 AM - 5PM | Ages 13-16 | \$210 (\$105 half-day)

Chi-Town, Here We Come!, Theatre Camp with Child's Play Touring Theater

Students create, write, produce and perform an original production* guided by the pros from Child's Play Touring Theater.

August 6 to August 10 from 8 AM - 5PM | Ages 7-14 | \$210

In the Galleries (Free to View)

Free guided gallery tours are now offered every Thursday @ 6:30 p.m. and every Sunday @ 2:30 p.m.!

The Mother Road Revisited: Route 66 Then and Now

Carpenter Lobby

June 2 – Sept. 2, 2018

The exhibition aims to explore the idea of travel and American culture through interactive photography. Vernacular photographs taken in the 1950s and 60s are featured and paired with contemporary photographs Natalie Slater shot along the modern day Route 66, from the same locations and vantage points! The images are backlit, and overlaid inside interactive light boxes so as to create a unique road trip experience along the Mother Road, or America's Main Street, with a view towards both past and present.

Chinese Garden Party: Annual Exhibition of Chinese Brush Paintings and Ikebana

Carpenter Lobby

June 16 – July 8, 2018

Annual exhibition of Chinese brush paintings and Ikebana, the Japanese art of floral arrangement, is presented by The Association of Oriental Arts (TAO Arts) in association with the Dallas and Fort Worth Chapters of Ikebana International and the Dallas Chapter of Sogetsu School.

18th Annual Art Connection Members' Show

Main Gallery

July 21 – August 18, 2018

Two and three dimensional art works by artists of all ages are on view as part of the Art Connection visual arts membership program. Prizes are presented in three categories: Youth, Non-Professional and Professional with an overall "Best of Show" prize also

Irving Arts Center 2018 July Calendar Listing

awarded. In celebration of the iconic Route 66 as well as the time-honored tradition of the summer road trip, participating members have been invited to create artwork that explores the sights and history along America's great Mother Road and/or the themes of road trips and summer vacation in general.

KidsArts / Kids' Works: Route 66 Summer Camper Creations

Focus Gallery

July 21 – August 25, 2018

Artwork from Irving Arts Center's summer art campers are featured. Through photography, painting, sculpture and more, see how these talented young artists were inspired by this year's summer camp theme: America's Main Street, Route 66!

Irving Quilt Guild

Focus Gallery

June 16 – July 8, 2018

Approximately 20 quilts created by members of the Irving Quilt Guild will be on display in the Focus Gallery.

The Galleries are free and open to the public. Gallery hours are as follows:

9 AM – 5 PM Monday, Tuesday, Wednesday and Friday.

9 AM – 8 PM Thursday.

10 AM – 5 PM Saturday and 1 – 5 PM Sunday.

**IRVING CONVENTION AND VISITORS BUREAU
BOARD OF DIRECTORS
MONDAY, JUNE 25, 2018**

**ACKNOWLEDGEMENTS
AND
MISCELLANEOUS ARTICLES**



From: Carolyn Frani

RE: ULI North Texas Hotel Development Council - Thanks for the Toyota Music Factory and Westin Tour
Thursday, May 31, 2018 8:15:06 PM

Subject:

Date:

Attachments:

I ditto what Michael expressed. I appreciate all of you who took valuable time from your schedules to participate, coordinate and arrange such an interesting event. Now we can all spread the word as to what Irving has to offer. Personally, I am always thrilled to have the opportunity to walk a construction site.

Warm regards, Carolyn



CAROLYN FRANI
INTERIORS

CAROLYN FRANI RID, NCIDQ | Principal
4560 Belt Line Road, Suite 430 Dallas, TX 75001
T 469.677.6198 | M 917.453.1671

From: Michael Mueller <mmueller@archtower.com>

Sent: Thursday, May 31, 2018 4:54 PM

Subject: RE: ULI North Texas Hotel Development Council - Thanks for the Toyota Music Factory and Westin Tour

Thanks Chuck, Jeorgia, Charlie, Maura, Michael, Randy, Ray and Stephen – it was a very informative tour and I look forward to returning soon for some entertainment!

Michael C. Mueller

Managing Director, Archtower Capital & Vinetower Development

Office (972) 378-6560

Cell (404) 502-8382

Email mmueller@archtower.com



ARCHTOWER

From: Bedsole, Embree <ebedsole@alvarezandmarsal.com>

Sent: Thursday, May 31, 2018 4:37 PM

Subject: ULI North Texas Hotel Development Council - Thanks for the Toyota Music Factory and Westin Tour

On behalf of the ULI Hotel Development Council, I would to thank all of the folks that made the great presentations and tours happen yesterday. Special thanks are in order for the following people:

- *Jeorgia Brown and Charlie Muller for organizing the event on our end
- *Maura Gast of the Irving CVB for the insightful presentations on the development and the Irving marketand for the timely refreshments!
- *Michael Rilley of Live Nation and Randy Stringer of Gensler for the tour of the Pavilion at Toyota Music Factory
- *Ray Garfield and Stephen Galbreath of Garfield Public Private for a presentation and hard hat tour of the soon-to-be new Westin

Warmest Regards,

**Embree C. "Chuck" Bedsole
Managing Director - Global Leader
Hospitality & Leisure Group
Alvarez & Marsal North America, LLC
2100 Ross Avenue, 21st Floor
Dallas, TX 75201**

BISNOW CONTENT PARTNER:

To Build Cities Of The Future, Planners Look To The Suburbs

May 09, 2018 | christopher consultants | Tara Lerman, Bisnow



America's suburbs are taking on a new identity.

As office space and apartment rentals in cities grow more expensive, residents have turned to the suburbs as a more affordable alternative. Suburban towns and neighborhoods are **becoming destinations of their own** by adopting city-like characteristics like walkable sidewalks, more reliable public transportation and rejuvenated cultural centers.

The United Nations forecasts 70% of the world's population **will reside in urban areas** by 2050. But while people are moving closer to cities, few are residing in their cores. Across the globe, suburbs and city outskirts are **growing faster** than city centers.

In Washington, D.C., this move to the suburbs is particularly prevalent. Former bedroom communities in Southern Maryland and Northern Virginia have attracted dozens of retail tenants to town centers and mixed-use developments.

For civil engineering and landscape architecture firm christopher consultants, this new urban suburbia is an opportunity for experimentation. Based in **Fairfax city**, the firm has worked on developing neighborhood centers across D.C., Maryland and Virginia for the last 36 years. Now, **christopher consultants** is transforming D.C.'s suburbs with the future in mind.

“We are seeing a growing opportunity for creating urban experiences in suburban neighborhoods, and that is a trend that will only continue to emerge,” christopher consultants associate Marie Purkert said. “A lot of what we are doing now is converting aging retail centers, and other large land holdings, like churches and universities, and focusing on how those developments can support the suburbs of the future.”



Creating a successful suburban development comes down



to usability. Planners and developers need to experiment with how space can be used most effectively.

In D.C.'s suburbs, where many traditional apartment buildings have become mixed-use developments, retail tenants can have a significant impact on the planning process.

Major retailers that lease space in these developments can often drive demand for more sidewalk space and parking lots.

A **Whole Foods** or **Trader Joe's**, for instance, often brings additional traffic to a development site. Engineering and planning firms like christopher consultants can then work with the town or city to allocate more space to these developments.

“It’s all about figuring out what can fit,” Purkert said. “In terms of parking, we need to figure out who needs to park here, if it can be shared, what the parking looks like and whether the parking provided will be sufficient to the type of service the center will provide.”

In Fairfax, christopher consultants has been working to revitalize the Heritage Mall retail site since 2016. The firm is working with developers Webb Cos. and Madison Homes to transform the site, which was outdated. Under the direction of christopher consultants, it will become a mixed-use development featuring multifamily residential, retail, recreation and leisure space, in addition to a community resource center.

The firm is providing entitlement services, landscape architecture, civil engineering, parking lot design and stormwater management consulting services. The firm also submitted the necessary site plan and easements for the residential site and associated parking lot, assisting with the rezoning from commercial to residential use. The development will promote walkability and safe lighting, serving as an example of smart design for the larger community.

The urbanization of the suburbs has **spread across the U.S.** Across the river from **Midtown Manhattan**, residents have found a new home in **Hoboken** and **Jersey City**. The cities of **Plano** and **Frisco**, each approximately 20 miles from **downtown Dallas**, are also becoming hubs of their own. As demand for city living in suburban centers continues to grow, developers are looking to suburbia as their next destination.

This feature was produced in collaboration between Bisnow Branded Content

and *christopher consultants*. Bisnow news staff was not involved in the production of this content.

See Also: [Tenleytown's Dancing Crab Site Tapped For 41-Unit Project With Rooftop Bar](#)

Related Topics: [Suburb](#), [retail](#), [mixed-use](#), [urban planning](#), [urban development](#)

MORE ABOUT OUR SPONSOR |



REAL ESTATE MAY 22

New home community set for Dallas Cowboys' old Valley Ranch spread

Steve Brown, Real Estate Editor

Don't miss a story. Like us on Facebook. Like 419K

A few hundred Irving homebuyers will have the chance to live where Dallas Cowboys legends once practiced.

Developer Mehrdad Moayedi — the guy who spent more than \$230 million restoring downtown Dallas' landmark Statler Hotel — is buying the old Dallas Cowboys headquarters and practice

Moayed, whose Centurion American Development Group is one of the biggest residential community builders in the Dallas-Fort Worth area, plans to turn the 36-acre former Cowboys facility into a high-density housing community.

Called Legends Crossing, the new neighborhood will have about 282 homes.

"We close on the purchase on June first," Moayed said. "We will have villas, townhomes and bungalows in a gated community."

The former Dallas Cowboys compound was built in the 1980s and has been empty since the football team moved to its new digs at [The Star in Frisco](#) in 2016.

Builders Pulte Homes, Oakdale Homes and Our Country Homes will build the houses in the Valley Ranch project. Plans call for a swimming pool, community center and picnic area for the residents.

"We'll probably break ground in August," Moayed said. "We are spending a half-million dollars to move trees around and preserve all the nice oaks."

"We are taking all the stone off the old buildings and using [it] at the entrance."

Moayed said streets in the neighborhood will be named after legendary Cowboys players.

The townhouses in the Valley Ranch project will start for less than \$250,000 with large villas priced near \$450,000.