

JACKSON COUNTY TOURISM DEVELOPMENT AUTHORITY

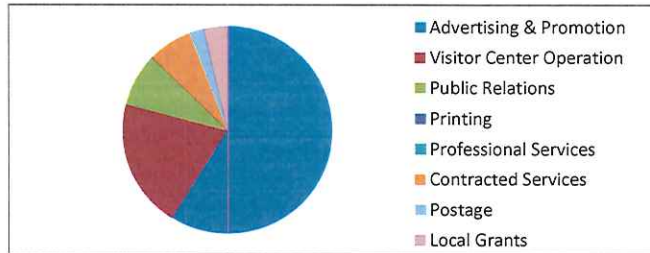
November 30, 2016

- * November Room Occupancy Tax collections totaled \$115,166.40 with \$410.60 collected for penalties. The YTD collection total is \$527,720.63 - 55.35% of budget.
- * 158 units reported for October rentals. The collections were down 1.75% from the same period in 2015. The total increase for the fiscal year is 9.41%.

- * The cash balance at November 30, 2016 is \$696,010.16.

- The expenses for November were \$66,929.20. The YTD expenses totaled \$376,968.05 with encumbrances of \$0.00, for a combined total of \$376,968.05 - 39.54% of budget.

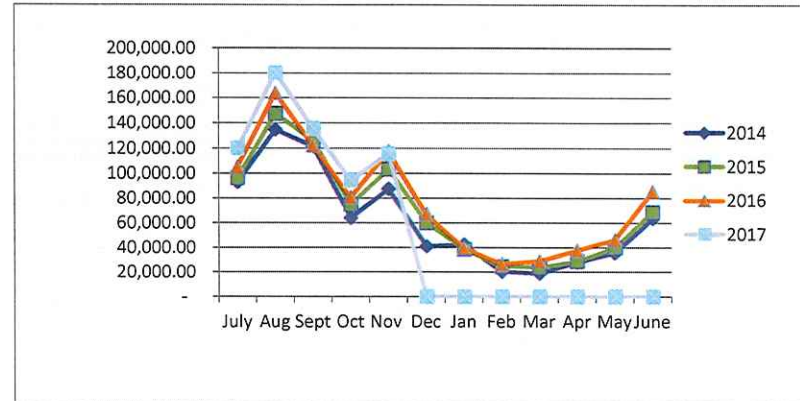
TDA Expenses as of November 30, 2016



Advertising & Promotion	\$	38,426.32
Visitor Center Operation	\$	13,106.47
Public Relations	\$	5,375.00
Printing	\$	-
Professional Services	\$	-
Contracted Services	\$	4,500.00
Postage	\$	1,454.83
Local Grants	\$	2,390.00
Other	\$	1,676.58
	\$	66,929.20

Fiscal YTD Collections

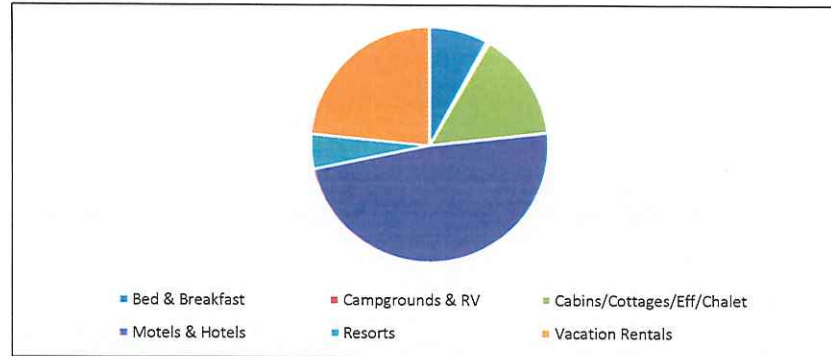
FY 2014-2017



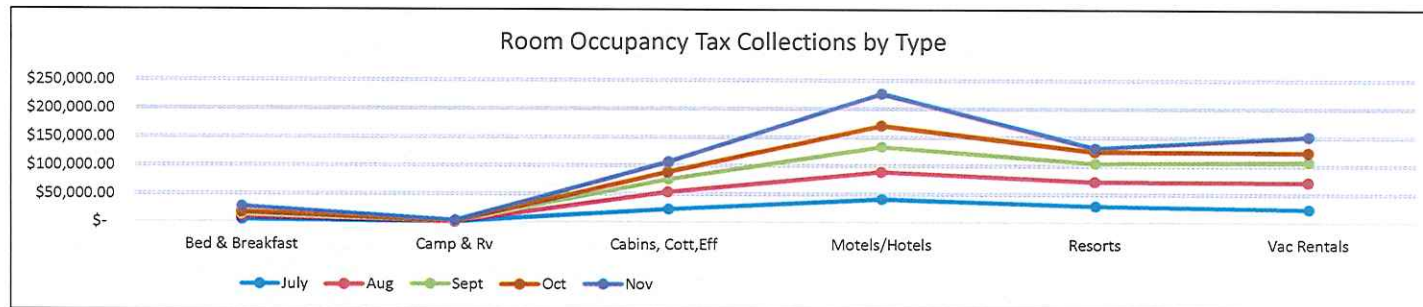
	2014	2015	2016	2017
July	93,080.28	96,221.58	105,354.28	119,861.04
Aug	134,857.96	147,461.65	163,948.85	180,394.59
Sept	121,675.61	125,903.55	122,331.68	135,649.23
Oct	63,962.39	74,811.18	80,775.31	94,100.41
Nov	87,363.89	103,282.77	117,640.33	115,576.40
Dec	40,973.57	60,051.55	66,956.10	-
Jan	42,568.77	38,604.76	39,690.82	-
Feb	20,330.53	24,590.98	26,696.45	-
Mar	18,799.63	23,634.98	29,114.84	-
Apr	27,933.10	28,549.12	37,797.19	-
May	35,637.25	39,890.53	46,472.01	-
June	63,411.93	68,723.19	85,145.38	-
	\$ 750,594.91	\$ 831,725.84	\$ 921,923.24	\$ 645,581.67



**Room Occupancy Tax Collections
11/30/16 for October Rentals**



Bed & Breakfast	\$	9,208.87
Campgrounds & RV	\$	520.33
Cabins/Cottages/Eff/Chalet	\$	17,120.09
Motels & Hotels	\$	56,000.51
Resorts	\$	5,606.44
Vacation Rentals	\$	27,120.16
	\$	<u>115,576.40</u>



COLLECTIONS BY TYPE

	Bed & Breakfast	Camp & Rv	Cabins, Cott, Eff	Motels/Hotels	Resorts	Vac Rentals	Totals
July	\$ 3,823.20	\$ 600.63	\$ 22,661.68	\$ 41,042.03	\$ 28,681.83	\$ 23,051.67	\$ 119,861.04
Aug	\$ 5,642.32	\$ 624.15	\$ 31,727.11	\$ 48,761.11	\$ 44,631.44	\$ 49,008.46	\$ 180,394.59
Sept	\$ 4,588.41	\$ 546.43	\$ 21,389.88	\$ 42,863.94	\$ 31,289.82	\$ 34,970.75	\$ 135,649.23
Oct	\$ 4,122.99	\$ 393.79	\$ 13,663.46	\$ 37,907.38	\$ 20,982.05	\$ 17,030.74	\$ 94,100.41
Nov	\$ 9,208.87	\$ 520.33	\$ 17,120.09	\$ 56,000.51	\$ 5,606.44	\$ 27,120.16	\$ 115,576.40
Dec							\$ -
Jan							\$ -
Feb							\$ -
March							\$ -
April							\$ -
May							\$ -
June	\$ -	\$ -	\$ -	\$ -	\$ -	\$ -	\$ -
	\$ 27,385.79	\$ 2,685.33	\$ 106,562.22	\$ 226,574.97	\$ 131,191.58	\$ 151,181.78	\$ 645,581.67
% By Type	4.24%	0.42%	16.51%	35.10%	20.32%	23.42%	100.00%