

JACKSON COUNTY TOURISM DEVELOPMENT AUTHORITY

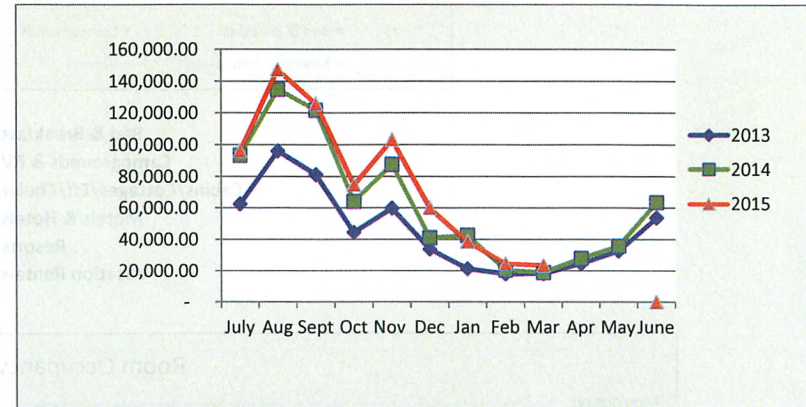
HIGHLIGHTS

March 31, 2015

- * March Room Occupancy Tax collections totaled \$23,421.876, with \$213.12 collected for penalties. The YTD collection total is \$598,431.65 - 82.20% of budget.
- * 85 units reported for February rentals. The collections were up 26% from the same period in 2014. The total increase for the fiscal year is 11.38%.

Fiscal YTD Collections

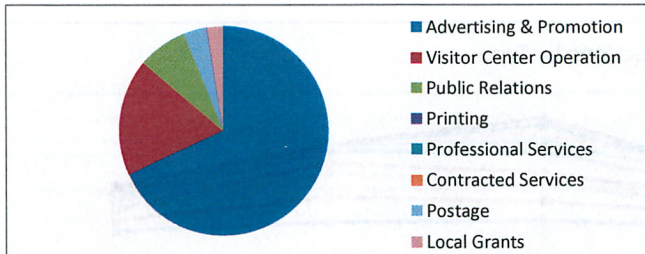
FY 2013-2015



- * The cash balance at March 31, 2015 is \$495,507.57

- * The expenses for March were \$73,747.62. The YTD expenses totaled \$529,877.49 with encumbrances of \$0.00, for a combined total of \$529,877.49 - 72.79% of budget.

TDA Expenses as of March 31, 2015

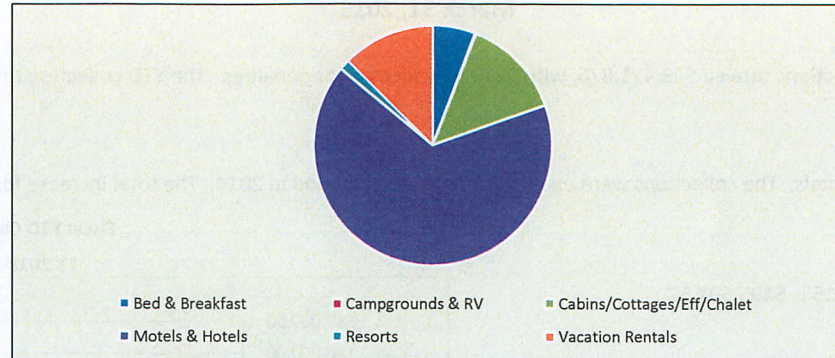


Advertising & Promotion	\$	49,123.55
Visitor Center Operation	\$	13,112.02
Public Relations	\$	5,450.00
Printing	\$	-
Professional Services	\$	-
Contracted Services	\$	-
Postage	\$	2,638.44
Local Grants	\$	1,800.00
Other	\$	1,623.61
	\$	73,747.62

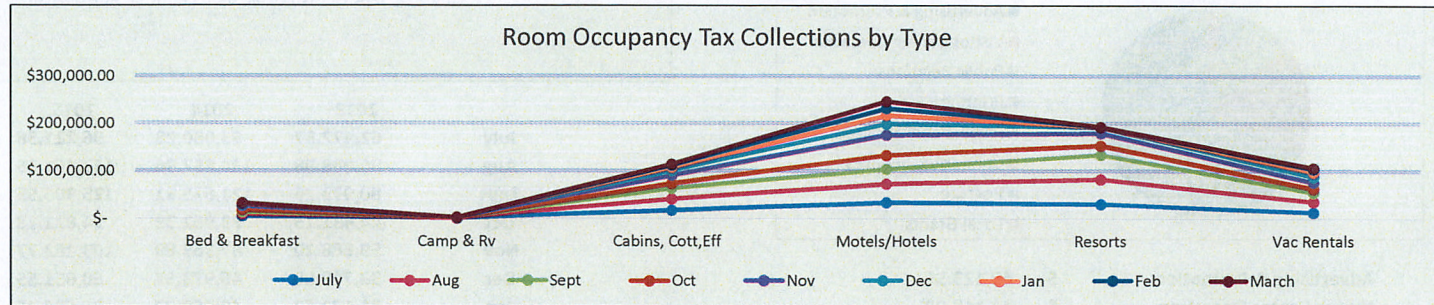
	2013	2014	2015
July	62,472.57	93,080.28	96,221.58
Aug	96,008.98	134,857.96	147,461.65
Sept	80,973.26	121,675.61	125,903.55
Oct	44,431.15	63,962.39	74,811.18
Nov	59,688.10	87,363.89	103,282.77
Dec	33,719.00	40,973.57	60,051.55
Jan	21,172.63	42,568.77	38,604.76
Feb	17,974.42	20,330.53	24,590.98
Mar	18,014.93	18,799.63	23,634.98
Apr	24,612.72	27,933.10	
May	32,490.92	35,637.25	
June	53,659.38	63,411.93	-
	\$ 545,218.06	\$ 750,594.91	\$ 694,563.00



**Room Occupancy Tax Collections
3/31/15 for February Rentals**



Bed & Breakfast	\$	1,373.84
Campgrounds & RV	\$	24.36
Cabins/Cottages/Eff/Chalet	\$	3,227.92
Motels & Hotels	\$	15,694.19
Resorts	\$	344.60
Vacation Rentals	\$	2,970.07
	\$	23,634.98



COLLECTIONS BY TYPE

	Bed & Breakfast	Camp & Rv	Cabins, Cott, Eff	Motels/Hotels	Resorts	Vac Rentals	Totals
July	\$ 4,062.68	\$ 411.00	\$ 16,792.09	\$ 32,957.25	\$ 29,670.52	\$ 12,328.04	\$ 96,221.58
Aug	\$ 4,785.28	\$ 600.79	\$ 24,896.69	\$ 40,103.33	\$ 53,357.34	\$ 23,718.22	\$ 147,461.65
Sept	\$ 4,888.03	\$ 483.14	\$ 21,577.98	\$ 30,149.34	\$ 50,379.48	\$ 18,425.58	\$ 125,903.55
Oct	\$ 4,423.59	\$ 315.82	\$ 10,715.50	\$ 30,287.39	\$ 20,425.62	\$ 8,643.26	\$ 74,811.18
Nov	\$ 7,148.97	\$ 445.30	\$ 16,027.49	\$ 41,817.92	\$ 25,250.08	\$ 12,593.01	\$ 103,282.77
Dec	\$ 2,629.93	\$ 96.67	\$ 10,382.30	\$ 22,992.16	\$ 12,194.83	\$ 11,755.66	\$ 60,051.55
Jan	\$ 2,187.87	\$ 13.49	\$ 6,986.22	\$ 19,300.70	\$ 760.12	\$ 9,356.36	\$ 38,604.76
Feb	\$ 882.81	\$ 22.48	\$ 3,473.53	\$ 13,415.39	\$ 301.19	\$ 6,495.58	\$ 24,590.98
March	\$ 1,373.84	\$ 24.36	\$ 3,227.92	\$ 15,694.19	\$ 344.60	\$ 2,970.07	\$ 23,634.98
	\$ 32,383.00	\$ 2,413.05	\$ 114,079.72	\$ 246,717.67	\$ 192,683.78	\$ 106,285.78	\$ 694,563.00
% By Type	4.66%	0.35%	16.42%	35.52%	27.74%	15.30%	100.00%