

JACKSON COUNTY TOURISM DEVELOPMENT AUTHORITY

March 31, 2016

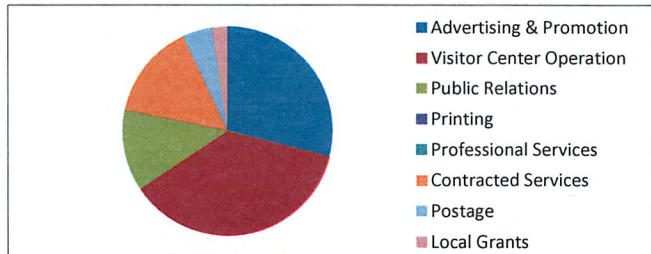
* February Room Occupancy Tax collections totaled \$29,074.84 with \$40.00 collected for penalties. The YTD collection total is \$647,154.38 - 78.16% of budget.

* 84 units reported for February rentals. The collections were up 23% from the same period in 2015. The total increase for the fiscal year is 8.34%.

* The cash balance at March 31, 2016 is \$518,611.71.

The expenses for March were \$38,218.70. The YTD expenses totaled \$555,599.22 with encumbrances of \$42,141.66, for a combined total of \$597,740.88 - 72.19% of budget.

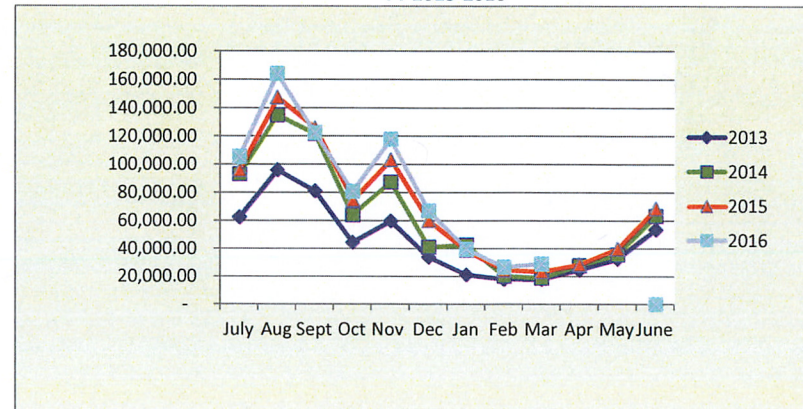
TDA Expenses as of March 31, 2016



| | |
|--------------------------|---------------------|
| Advertising & Promotion | \$ 10,361.63 |
| Visitor Center Operation | \$ 13,131.36 |
| Public Relations | \$ 4,500.00 |
| Printing | \$ - |
| Professional Services | \$ - |
| Contracted Services | \$ 5,317.36 |
| Postage | \$ 1,644.21 |
| Local Grants | \$ 850.00 |
| Other | \$ 2,414.14 |
| Total | \$ 38,218.70 |

Fiscal YTD Collections

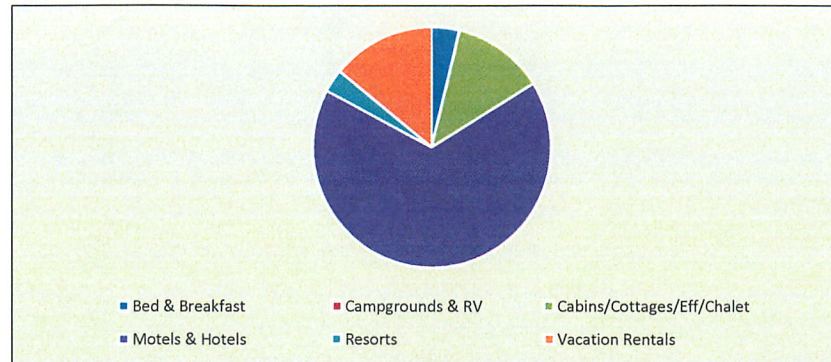
FY 2013-2016



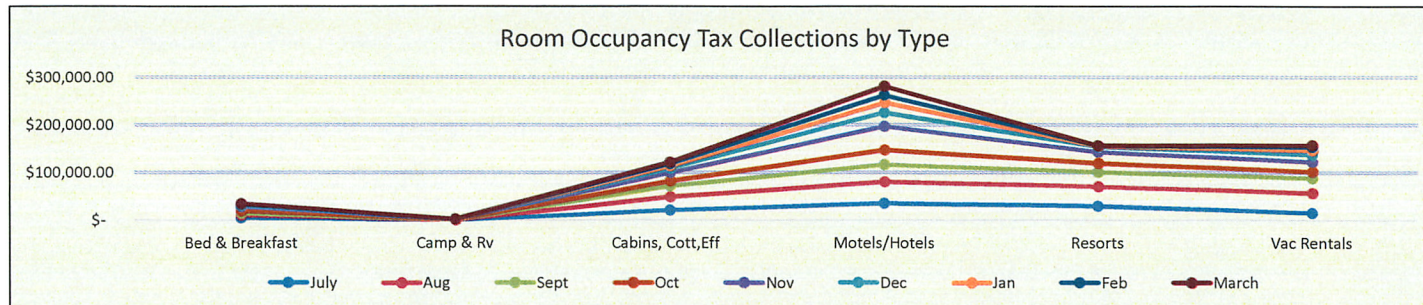
| | 2013 | 2014 | 2015 | 2016 |
|--------------|----------------------|----------------------|----------------------|----------------------|
| July | 62,472.57 | 93,080.28 | 96,221.58 | 105,354.28 |
| Aug | 96,008.98 | 134,857.96 | 147,461.65 | 163,948.85 |
| Sept | 80,973.26 | 121,675.61 | 125,903.55 | 122,331.68 |
| Oct | 44,431.15 | 63,962.39 | 74,811.18 | 80,775.31 |
| Nov | 59,688.10 | 87,363.89 | 103,282.77 | 117,640.33 |
| Dec | 33,719.00 | 40,973.57 | 60,051.55 | 66,956.10 |
| Jan | 21,172.63 | 42,568.77 | 38,604.76 | 39,690.82 |
| Feb | 17,974.42 | 20,330.53 | 24,590.98 | 26,696.45 |
| Mar | 18,014.93 | 18,799.63 | 23,634.98 | 29,114.84 |
| Apr | 24,612.72 | 27,933.10 | 28,549.12 | |
| May | 32,490.92 | 35,637.25 | 39,890.53 | |
| June | 53,659.38 | 63,411.93 | 68,723.19 | - |
| Total | \$ 545,218.06 | \$ 750,594.91 | \$ 831,725.84 | \$ 752,508.66 |



**Room Occupancy Tax Collections
3/31/16 for February Rentals**



| | | |
|----------------------------|----|------------------|
| Bed & Breakfast | \$ | 1,081.26 |
| Campgrounds & RV | \$ | 13.49 |
| Cabins/Cottages/Eff/Chalet | \$ | 3,604.68 |
| Motels & Hotels | \$ | 19,378.65 |
| Resorts | \$ | 910.85 |
| Vacation Rentals | \$ | 4,125.91 |
| | \$ | <u>29,114.84</u> |



COLLECTIONS BY TYPE

| | Bed & Breakfast | Camp & Rv | Cabins, Cott, Eff | Motels/Hotels | Resorts | Vac Rentals | Totals |
|------------------|-----------------|--------------|-------------------|---------------|---------------|---------------|----------------|
| July | \$ 4,505.66 | \$ 353.08 | \$ 20,438.43 | \$ 35,148.63 | \$ 29,640.44 | \$ 15,268.04 | \$ 105,354.28 |
| Aug | \$ 5,948.89 | \$ 613.12 | \$ 28,777.11 | \$ 45,458.23 | \$ 41,137.84 | \$ 42,013.66 | \$ 163,948.85 |
| Sept | \$ 4,516.70 | \$ 477.22 | \$ 22,112.60 | \$ 35,233.71 | \$ 29,563.24 | \$ 30,428.21 | \$ 122,331.68 |
| Oct | \$ 4,862.75 | \$ 403.93 | \$ 10,901.31 | \$ 31,248.84 | \$ 19,163.76 | \$ 14,194.72 | \$ 80,775.31 |
| Nov | \$ 7,756.51 | \$ 499.46 | \$ 16,500.71 | \$ 49,363.44 | \$ 23,231.42 | \$ 20,288.79 | \$ 117,640.33 |
| Dec | \$ 2,994.15 | \$ 45.71 | \$ 9,648.93 | \$ 28,516.64 | \$ 10,967.04 | \$ 14,783.63 | \$ 66,956.10 |
| Jan | \$ 1,925.75 | \$ 3.00 | \$ 5,246.63 | \$ 21,960.16 | \$ 1,201.28 | \$ 9,354.00 | \$ 39,690.82 |
| Feb | \$ 894.97 | \$ 10.49 | \$ 3,676.16 | \$ 14,748.86 | \$ 787.72 | \$ 6,578.25 | \$ 26,696.45 |
| March | \$ 1,081.26 | \$ 13.49 | \$ 3,604.68 | \$ 19,378.65 | \$ 910.85 | \$ 4,125.91 | \$ 29,114.84 |
| April | | | | | | | \$ - |
| May | | | | | | | \$ - |
| June | \$ - | \$ - | \$ - | \$ - | \$ - | \$ - | \$ - |
| | \$ 34,486.64 | \$ 2,419.50 | \$ 120,906.56 | \$ 281,057.16 | \$ 156,603.59 | \$ 157,035.21 | \$ 752,508.66 |
| % By Type | 4.58% | 0.32% | 16.07% | 37.35% | 20.81% | 20.87% | 100.00% |