

JACKSON COUNTY TOURISM DEVELOPMENT AUTHORITY

July 31, 2016

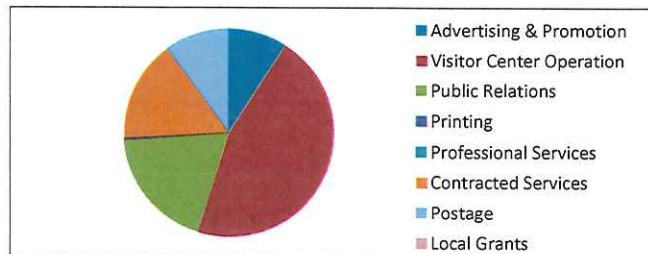
* June Room Occupancy Tax collections totaled \$119,391.04 with \$470.00 collected for penalties. The YTD collection total is \$119,861.04 - 12.57% of budget.

* 165 units reported for June rentals. The collections were up 13.77% from the same period in 2015. The total increase for the fiscal year is 13.77%.

* The cash balance at July 31, 2016 is \$498,718.61.

The expenses for July were \$31,075.64. The YTD expenses totaled \$31,075.64 with encumbrances of \$0.00, for a combined total of \$31,075.64 - 3.26% of budget.

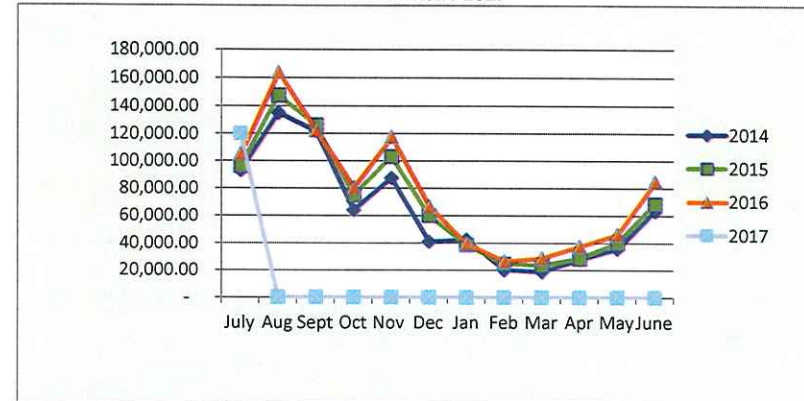
TDA Expenses as of July 31, 2016



Advertising & Promotion	\$	2,575.00
Visitor Center Operation	\$	12,980.00
Public Relations	\$	5,375.00
Printing	\$	(100.00)
Professional Services	\$	-
Contracted Services	\$	4,500.00
Postage	\$	2,842.87
Local Grants	\$	-
Other	\$	2,902.77
Total	\$	31,075.64

Fiscal YTD Collections

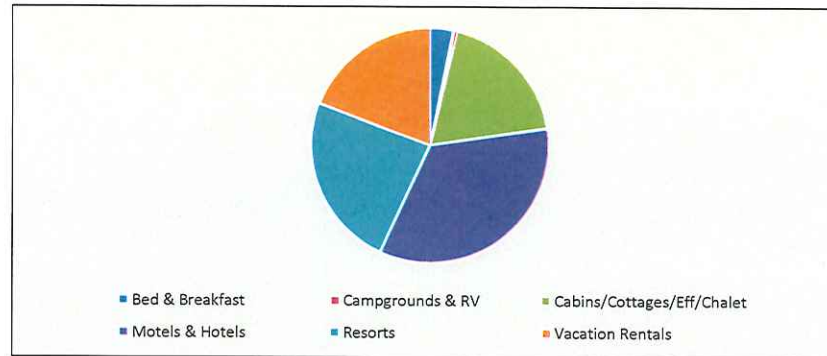
FY 2014-2017



	2014	2015	2016	2017
July	93,080.28	96,221.58	105,354.28	119,861.04
Aug	134,857.96	147,461.65	163,948.85	-
Sept	121,675.61	125,903.55	122,331.68	-
Oct	63,962.39	74,811.18	80,775.31	-
Nov	87,363.89	103,282.77	117,640.33	-
Dec	40,973.57	60,051.55	66,956.10	-
Jan	42,568.77	38,604.76	39,690.82	-
Feb	20,330.53	24,590.98	26,696.45	-
Mar	18,799.63	23,634.98	29,114.84	-
Apr	27,933.10	28,549.12	37,797.19	-
May	35,637.25	39,890.53	46,472.01	-
June	63,411.93	68,723.19	85,145.38	-
Total	\$ 750,594.91	\$ 831,725.84	\$ 921,923.24	\$ 119,861.04

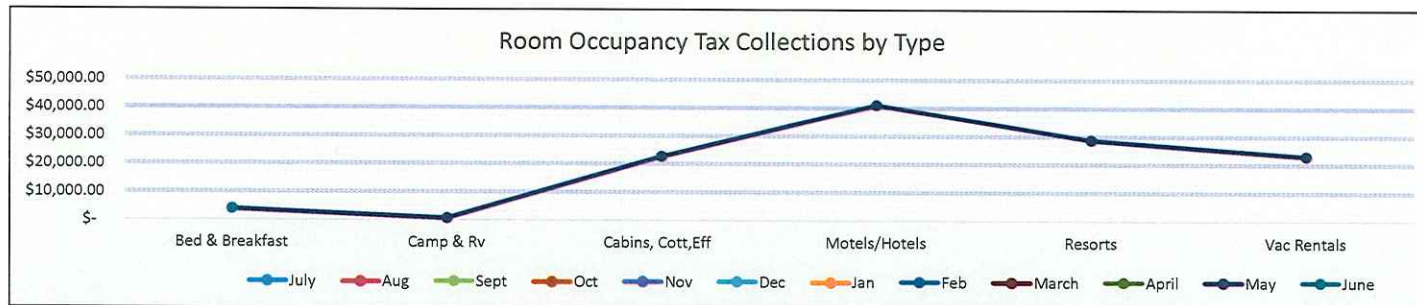


**Room Occupancy Tax Collections
7/31/16 for June Rentals**



Bed & Breakfast	\$	3,823.20
Campgrounds & RV	\$	600.63
Cabins/Cottages/Eff/Chalet	\$	22,661.68
Motels & Hotels	\$	41,042.03
Resorts	\$	28,681.83
Vacation Rentals	\$	23,051.67
	\$	<u>119,861.04</u>

Room Occupancy Tax Collections by Type



COLLECTIONS BY TYPE

	Bed & Breakfast	Camp & Rv	Cabins, Cott, Eff	Motels/Hotels	Resorts	Vac Rentals	Totals
July	\$ 3,823.20	\$ 600.63	\$ 22,661.68	\$ 41,042.03	\$ 28,681.83	\$ 23,051.67	\$ 119,861.04
Aug							\$ -
Sept							\$ -
Oct							\$ -
Nov							\$ -
Dec							\$ -
Jan							\$ -
Feb							\$ -
March							\$ -
April							\$ -
May							\$ -
June	\$ -	\$ -	\$ -	\$ -	\$ -	\$ -	\$ -
	\$ 3,823.20	\$ 600.63	\$ 22,661.68	\$ 41,042.03	\$ 28,681.83	\$ 23,051.67	\$ 119,861.04

% By Type	3.19%	0.50%	18.91%	34.24%	23.93%	19.23%	100.00%
------------------	--------------	--------------	---------------	---------------	---------------	---------------	----------------