

JACKSON COUNTY TOURISM
DEVELOPMENT
AUTHORITY



FINANCIAL REPORT
August 31, 2017

JACKSON COUNTY TOURISM DEVELOPMENT AUTHORITY

August 31, 2017

* August Room Occupancy Tax collections totaled \$180,732.28 with \$548.50 collected for penalties. The YTD collection total is \$181,280.78 - 16.73% of budget.

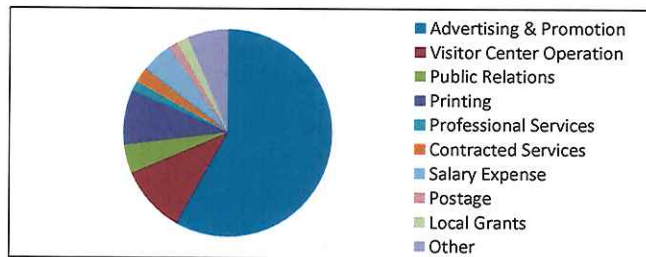
* 175 units reported for July rentals. The collections were up 0.49% from the same period in 2016. The total increase for the fiscal year is 0.49%.

* The cash balance at August 31, 2017 is \$452,247.03

The expenses for August were \$127,604.51. The YTD expenses totaled

* \$203,732.77 with encumbrances of \$20,936.83, for a combined total of \$224,669.60 - 19.63% of budget.

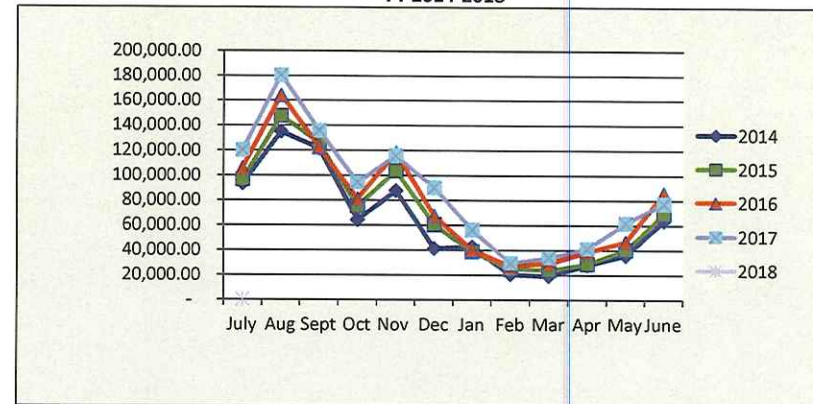
TDA Expenses as of August 31, 2017



Advertising & Promotion	\$ 74,112.79
Visitor Center Operation	\$ 13,282.00
Public Relations	\$ 5,773.79
Printing	\$ 10,842.37
Professional Services	\$ 2,000.00
Contracted Services	\$ 2,950.00
Salary Expense	\$ 6,275.90
Postage	\$ 1,856.44
Local Grants	\$ 2,399.89
Other	\$ 8,111.33
Total	\$ 127,604.51

Fiscal YTD Collections

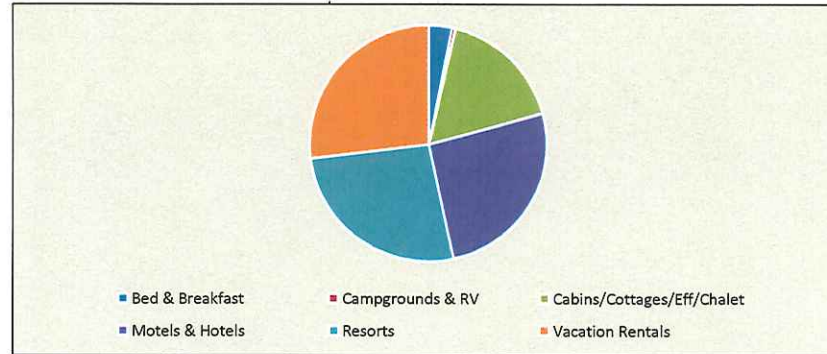
FY 2014-2018



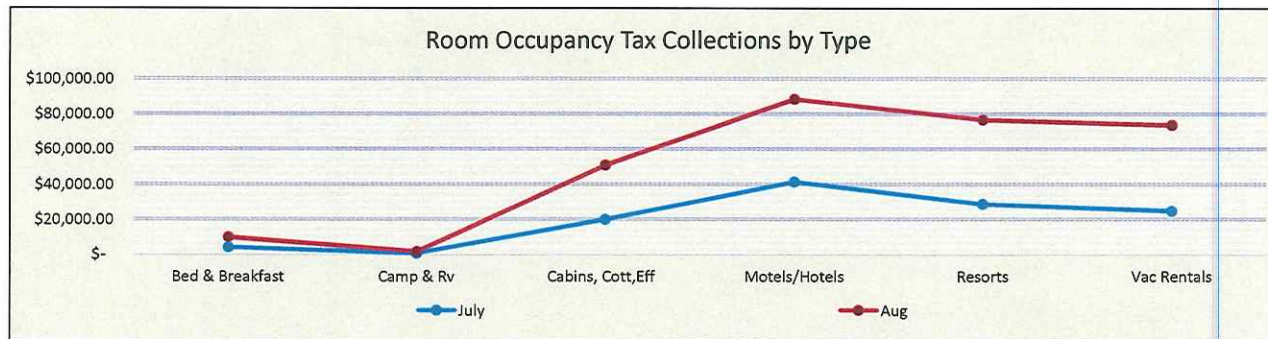
	2014	2015	2016	2017	2018
July	93,080.28	96,221.58	105,354.28	119,861.04	119,152.80
Aug	134,857.96	147,461.65	163,948.85	180,394.59	181,280.78
Sept	121,675.61	125,903.55	122,331.68	135,649.23	
Oct	63,962.39	74,811.18	80,775.31	94,100.41	
Nov	87,363.89	103,282.77	117,640.33	115,576.40	
Dec	40,973.57	60,051.55	66,956.10	89,928.52	
Jan	42,568.77	38,604.76	39,690.82	56,081.35	
Feb	20,330.53	24,590.98	26,696.45	29,357.66	
Mar	18,799.63	23,634.98	29,114.84	33,603.67	
Apr	27,933.10	28,549.12	37,797.19	40,794.81	
May	35,637.25	39,890.53	46,472.01	61,363.25	
June	63,411.93	68,723.19	85,145.38	76,932.28	
Total	\$ 750,594.91	\$ 831,725.84	\$ 921,923.24	\$ 1,033,643.21	\$ 300,433.58



Room Occupancy Tax Collections
8/31/17 for July Rentals



Bed & Breakfast	\$	5,724.07
Campgrounds & RV	\$	844.59
Cabins/Cottages/Eff/Chalet	\$	30,938.30
Motels & Hotels	\$	47,013.89
Resorts	\$	47,896.19
Vacation Rentals	\$	48,863.74
	\$	<u>181,280.78</u>



	Bed & Breakfast	Camp & Rv	Cabins, Cott, Eff	Motels/Hotels	Resorts	Vac Rentals	Totals
July	\$ 4,034.58	\$ 505.70	\$ 19,861.86	\$ 41,320.18	\$ 28,727.56	\$ 24,702.92	\$ 119,152.80
Aug	\$ 5,724.07	\$ 844.59	\$ 30,938.30	\$ 47,013.89	\$ 47,896.19	\$ 48,863.74	\$ 181,280.78
Sept							\$ -
Oct							\$ -
Nov							\$ -
Dec							\$ -
Jan							\$ -
Feb							\$ -
March							\$ -
April							\$ -
May							\$ -
June	\$ -	\$ -	\$ -	\$ -	\$ -	\$ -	\$ -
	\$ 9,758.65	\$ 1,350.29	\$ 50,800.16	\$ 88,334.07	\$ 76,623.75	\$ 73,566.66	\$ 300,433.58

% By Type	3.25%	0.45%	16.91%	29.40%	25.50%	24.49%	100.00%
------------------	--------------	--------------	---------------	---------------	---------------	---------------	----------------



JACKSON COUNTY TOURISM DEVELOPMENT AUTHORITY
TOTAL ROOM OCCUPANCY TAX COLLECTIONS BY MONTH

Month	Tax Collected	# Units Reporting	% of Inc/Dec
July-2016	\$ 119,861.04	165	10%
July-2017	\$ 118,801.30	163	-0.88%
	\$ (1,059.74)	(2)	
August-2016	\$ 180,394.59	172	9%
August-2017	\$ 181,280.78	175	0.49%
	\$ 886.19	3	
September-2016	\$ 135,649.23	168	3%
September-2017	\$ -	0	-100.00%
	\$ (135,649.23)	-168	
October-2016	\$ 94,100.41	154	4%
October-2017	\$ -	0	-100.00%
	\$ (94,100.41)	-154	
November-2016	\$ 115,576.40	158	1%
November-2017	\$ -	0	-100.00%
	\$ (115,576.40)	-158	
December-2016	\$ 89,928.52	137	-10%
December-2017	\$ -	0	-100.00%
	\$ (89,928.52)	-137	
January-2017	\$ 56,081.35	114	18%
January-2018	\$ -	0	-100.00%
	\$ (56,081.35)	-114	
February-2017	\$ 29,357.66	89	15%
February-2018	\$ -	0	-100.00%
	\$ (29,357.66)	-89	
March-2017	\$ 33,603.67	86	4%
March-2018	\$ -	0	-100.00%
	\$ (33,603.67)	-86	
April-2017	\$ 40,794.81	90	95%
April-2018	\$ -	0	-100.00%
	\$ (40,794.81)	-90	
May-2017	\$ 61,363.25	119	35%
May-2018	\$ -	0	-100.00%
	\$ (61,363.25)	-119	
June-2017	\$ 76,932.28	136	15%
June-2018	\$ -	0	-100.00%
	\$ (76,932.28)	-136	
FYTD 2017	\$ 1,033,643.21		
FYTD 2018	\$ 300,082.08		