

JACKSON COUNTY TOURISM  
DEVELOPMENT  
AUTHORITY



FINANCIAL REPORT  
August 31, 2018

# JACKSON COUNTY TOURISM DEVELOPMENT AUTHORITY

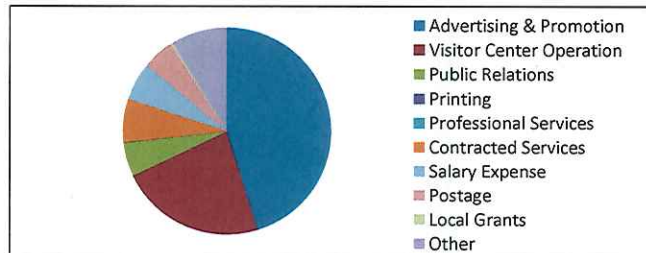
August 31, 2018

- \* August Room Occupancy Tax collections totaled \$191,670.76 with \$65.58 collected for penalties. The YTD collection total is \$327,499.75 -29.44% of budget. The Airbnb total was \$9,872.16.
- \* 183 accounts reported for July rentals. The collections were up 5.77% from the same period in 2017. The total increase for the fiscal year is 8.4%.

- \* The cash balance at August 31, 2018 is \$110,444.90 and investments total \$400,000.00.

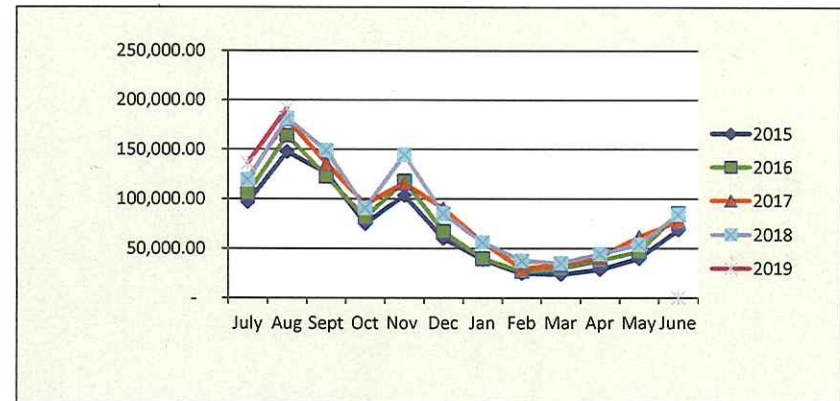
- \* The expenses for August were \$108,950.52. The YTD expenses totaled \$221,233.97 with encumbrances of \$5,775.82 for a combined total of \$227,009.79 - 19.02% of budget.

TDA Expenses as of August 31, 2018



Advertising & Promotion	\$ 49,236.37
Visitor Center Operation	\$ 24,707.34
Public Relations	\$ 5,799.20
Printing	\$ 134.60
Professional Services	\$ -
Contracted Services	\$ 7,330.50
Salary Expense	\$ 6,420.02
Postage	\$ 5,435.34
Local Grants	\$ 300.00
Other	\$ 9,587.15
<b>Total</b>	<b>\$ 108,950.52</b>

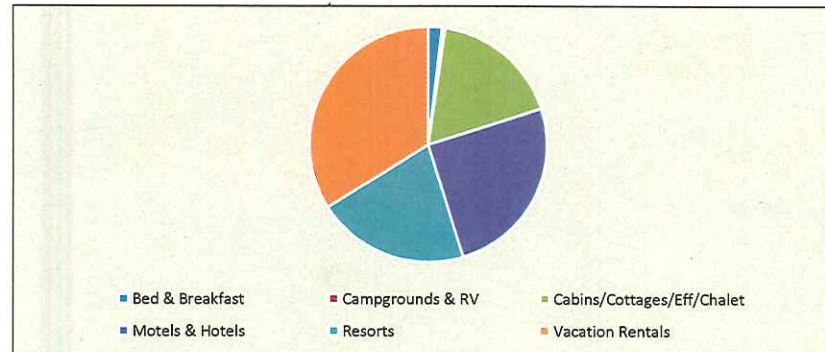
Fiscal YTD Collections



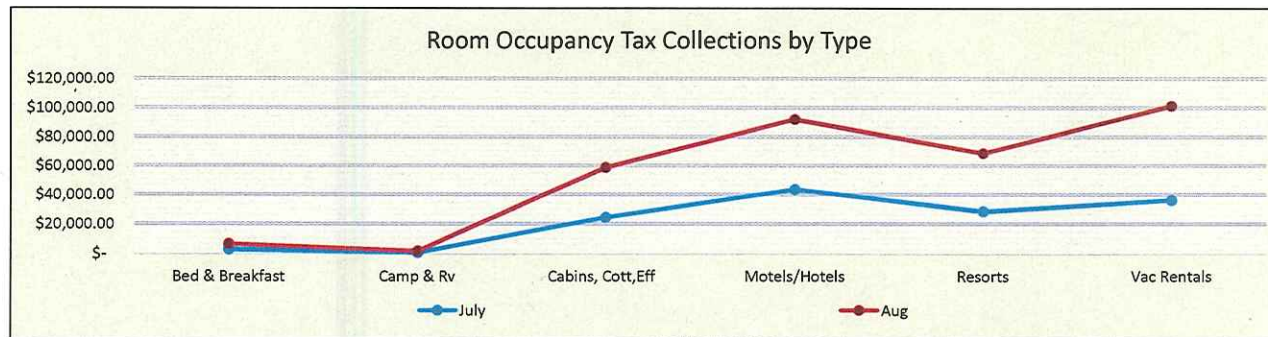
	2015	2016	2017	2018	2019
July	96,221.58	105,354.28	119,861.04	119,152.80	135,881.68
Aug	147,461.65	163,948.85	180,394.59	181,280.78	191,736.34
Sept	125,903.55	122,331.68	135,649.23	148,701.72	
Oct	74,811.18	80,775.31	94,100.41	90,329.60	
Nov	103,282.77	117,640.33	115,576.40	144,240.73	
Dec	60,051.55	66,956.10	89,928.52	84,754.30	
Jan	38,604.76	39,690.82	56,081.35	56,029.08	
Feb	24,590.98	26,696.45	29,357.66	37,210.91	
Mar	23,634.98	29,114.84	33,603.67	35,029.92	
Apr	28,549.12	37,797.19	40,794.81	44,116.59	
May	39,890.53	46,472.01	61,363.25	53,695.68	
June	68,723.19	85,145.38	76,932.28	83,711.73	-
<b>Total</b>	<b>\$ 831,725.84</b>	<b>\$ 921,923.24</b>	<b>\$ 1,033,643.21</b>	<b>\$ 1,078,253.84</b>	<b>\$ 327,618.02</b>



**Room Occupancy Tax Collections**  
8/31/18 for July Rentals



Bed & Breakfast	\$	3,596.29
Campgrounds & RV	\$	779.19
Cabins/Cottages/Eff/Chalet	\$	34,109.64
Motels & Hotels	\$	48,228.00
Resorts	\$	39,963.75
Vacation Rentals	\$	65,059.47
	\$	<u>191,736.34</u>



	Bed & Breakfast	Camp & Rv	Cabins, Cott, Eff	Motels/Hotels	Resorts	Vac Rentals	Totals
July	\$ 2,688.98	\$ 695.18	\$ 24,406.66	\$ 43,549.81	\$ 28,377.05	\$ 36,164.00	\$ 135,881.68
Aug	\$ 3,596.29	\$ 779.19	\$ 34,109.64	\$ 48,228.00	\$ 39,963.75	\$ 65,059.47	\$ 191,736.34
Sept							\$ -
Oct							\$ -
Nov							\$ -
Dec							\$ -
Jan							\$ -
Feb							\$ -
March							\$ -
April							\$ -
May							\$ -
June	\$ -	\$ -	\$ -	\$ -	\$ -	\$ -	\$ -
	\$ 6,285.27	\$ 1,474.37	\$ 58,516.30	\$ 91,777.81	\$ 68,340.80	\$ 101,223.47	\$ 327,618.02

<b>% By Type</b>	<b>1.92%</b>	<b>0.45%</b>	<b>17.86%</b>	<b>28.01%</b>	<b>20.86%</b>	<b>30.90%</b>	<b>100.00%</b>
------------------	--------------	--------------	---------------	---------------	---------------	---------------	----------------



**JACKSON COUNTY TOURISM DEVELOPMENT AUTHORITY**  
**TOTAL ROOM OCCUPANCY TAX COLLECTIONS BY MONTH**

Month	Tax Collected	# Units Reporting	% of Inc/Dec
July-2017	\$ 118,801.30	163	10%
July-2018	\$ 135,881.68	181	14.38%
	\$ 17,080.38	18	
August-2017	\$ 181,280.78	175	9%
August-2018	\$ 191,736.34	183	5.77%
	\$ 10,455.56	8	
September-2017	\$ 148,701.72	161	3%
September-2018	\$ -	0	-100.00%
	\$ (148,701.72)	-161	
October-2017	\$ 90,329.60	160	4%
October-2018	\$ -	0	-100.00%
	\$ (90,329.60)	-160	
November-2017	\$ 144,240.73	159	1%
November-2018	\$ -	0	-100.00%
	\$ (144,240.73)	-159	
December-2017	\$ 84,754.30	148	-10%
December-2018	\$ -	0	-100.00%
	\$ (84,754.30)	-148	
January-2018	\$ 56,029.07	119	18%
January-2019	\$ -	0	-100.00%
	\$ (56,029.07)	-119	
February-2018	\$ 37,210.91	95	15%
February-2019	\$ -	0	-100.00%
	\$ (37,210.91)	-95	
March-2018	\$ 35,029.92	90	4%
March-2019	\$ -	0	-100.00%
	\$ (35,029.92)	-90	
April-2018	\$ 44,116.59	107	95%
April-2019	\$ -	0	-100.00%
	\$ (44,116.59)	-107	
May-2018	\$ 53,695.68	120	35%
May-2019	\$ -	0	-100.00%
	\$ (53,695.68)	-120	
June-2018	\$ 83,711.73	148	15%
June-2019	\$ -	0	-100.00%
	\$ (83,711.73)	-148	
<b>FYTD 2018</b>	\$ 1,077,902.33		
<b>FYTD 2019</b>	\$ 327,618.02		