

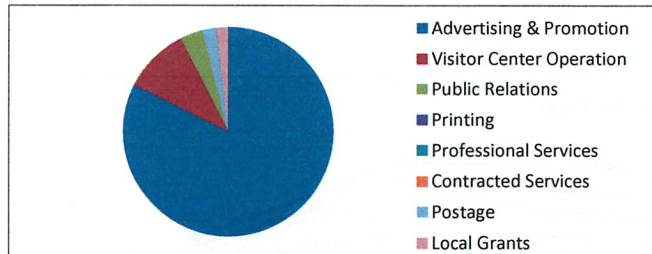
JACKSON COUNTY TOURISM DEVELOPMENT AUTHORITY
HIGHLIGHTS
November 30, 2014

- * October Room Occupancy Tax collections totaled \$103,062.77, with \$220.00 collected for penalties. The YTD collection total is \$449,799.28 - 62.04% of budget.
- * 147 units reported for October rentals. The collections were up 18% from the same period in 2013. The total increase for the fiscal year is 9.33%

- * The cash balance at November 30, 2014 is \$518,713.13

- The expenses for November were \$128,187.97. The YTD expenses totaled \$361,780.52 with encumbrances of \$0.00, for a combined total of \$361,780.52 - 49.44% of budget.
- *

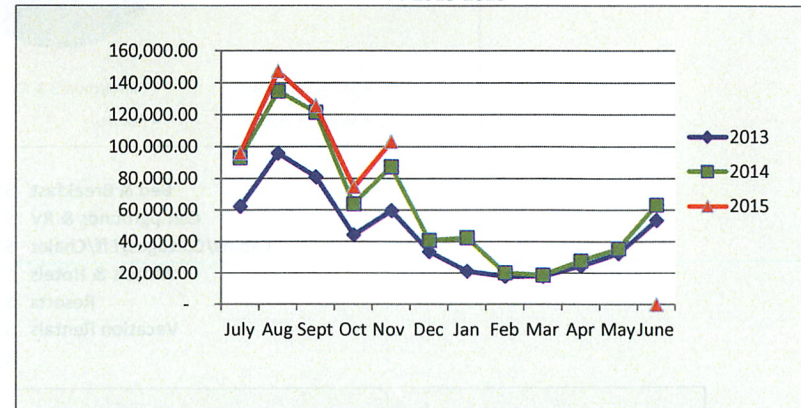
TDA Expenses as of November 30, 2014



Advertising & Promotion	\$	104,852.33
Visitor Center Operation	\$	13,026.06
Public Relations	\$	4,496.30
Printing	\$	-
Professional Services	\$	-
Contracted Services	\$	-
Postage	\$	2,706.24
Local Grants	\$	2,324.12
Other	\$	782.92
	\$	128,187.97

Fiscal YTD Collections

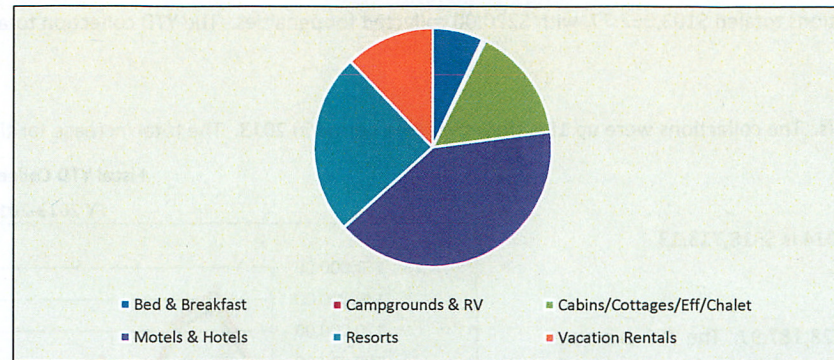
FY 2013-2015



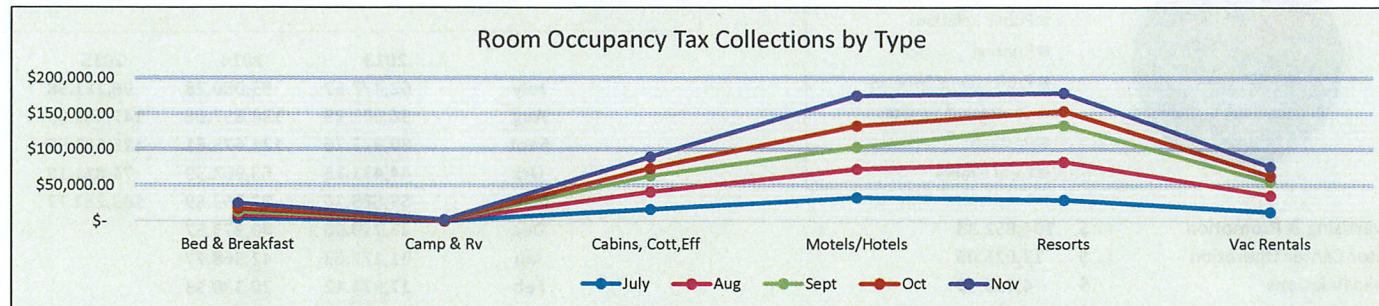
	2013	2014	2015
July	62,472.57	93,080.28	96,221.58
Aug	96,008.98	134,857.96	147,461.65
Sept	80,973.26	121,675.61	125,903.55
Oct	44,431.15	63,962.39	74,811.18
Nov	59,688.10	87,363.89	103,282.77
Dec	33,719.00	40,973.57	
Jan	21,172.63	42,568.77	
Feb	17,974.42	20,330.53	
Mar	18,014.93	18,799.63	
Apr	24,612.72	27,933.10	
May	32,490.92	35,637.25	
June	53,659.38	63,411.93	-
	\$ 545,218.06	\$ 750,594.91	\$ 547,680.73



**Room Occupancy Tax Collections
11/30/14 for October Rentals**



Bed & Breakfast	\$	7,148.97
Campgrounds & RV	\$	445.30
Cabins/Cottages/Eff/Chalet	\$	16,027.49
Motels & Hotels	\$	41,817.92
Resorts	\$	25,250.08
Vacation Rentals	\$	12,593.01
	\$	103,282.77



COLLECTIONS BY TYPE

	Bed & Breakfast	Camp & Rv	Cabins, Cott, Eff	Motels/Hotels	Resorts	Vac Rentals	Totals
July	\$ 4,002.68	\$ 411.00	\$ 16,662.09	\$ 32,927.25	\$ 29,640.52	\$ 12,298.04	\$ 95,941.58
Aug	\$ 4,785.28	\$ 600.79	\$ 24,896.69	\$ 40,103.33	\$ 53,357.34	\$ 23,718.22	\$ 147,461.65
Sept	\$ 4,888.03	\$ 483.14	\$ 21,577.98	\$ 30,149.34	\$ 50,379.48	\$ 18,425.58	\$ 125,903.55
Oct	\$ 4,423.59	\$ 315.82	\$ 10,715.50	\$ 30,287.39	\$ 20,425.62	\$ 8,643.26	\$ 74,811.18
Nov	\$ 7,148.97	\$ 445.30	\$ 16,027.49	\$ 41,817.92	\$ 25,250.08	\$ 12,593.01	\$ 103,282.77
	\$ 25,248.55	\$ 2,256.05	\$ 89,879.75	\$ 175,285.23	\$ 179,053.04	\$ 75,678.11	\$ 547,400.73
% By Type	4.61%	0.41%	16.42%	32.02%	32.71%	13.82%	100.00%