

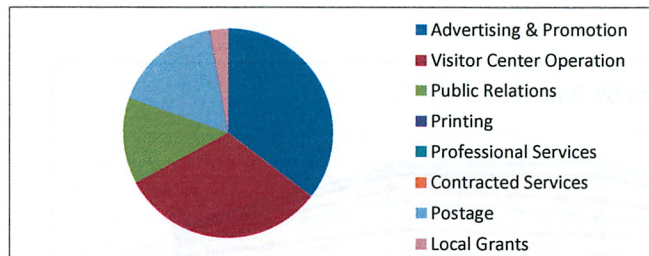
**JACKSON COUNTY TOURISM DEVELOPMENT AUTHORITY
HIGHLIGHTS
December 31, 2014**

- * November Room Occupancy Tax collections totaled \$60,011.55, with \$40.00 collected for penalties. The YTD collection total is \$511,600.93 - 70.27% of budget.
- * 127 units reported for November rentals. The collections were up 47% from the same period in 2013. The total increase for the fiscal year is 12.15%

- * The cash balance at December 31, 2014 is \$528,983.04

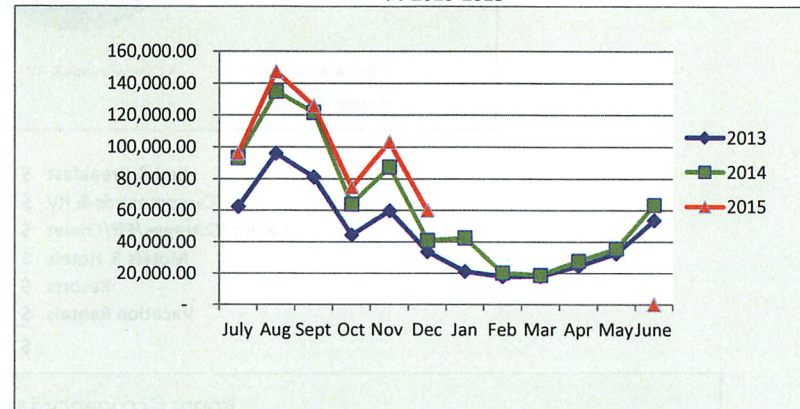
- * The expenses for December were \$49,757.09. The YTD expenses totaled \$409,768.61 with encumbrances of \$0.00, for a combined total of \$409,768.61 - 56.28% of budget.

TDA Expenses as of December 31, 2014



Advertising & Promotion	\$	14,607.84
Visitor Center Operation	\$	13,116.84
Public Relations	\$	5,505.49
Printing	\$	-
Professional Services	\$	-
Contracted Services	\$	-
Postage	\$	6,877.58
Local Grants	\$	1,200.00
Other	\$	8,449.34
	\$	49,757.09

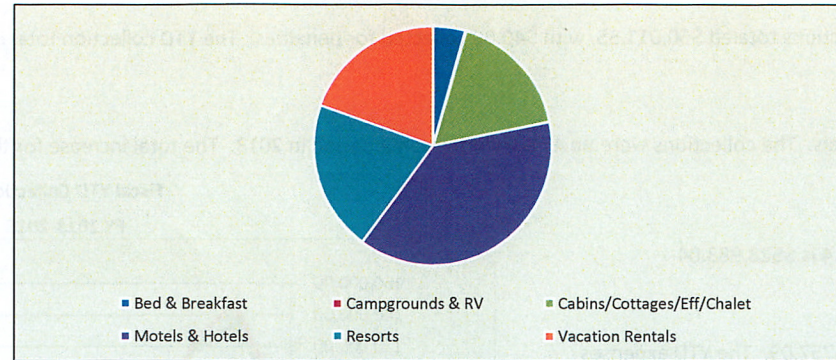
**Fiscal YTD Collections
FY 2013-2015**



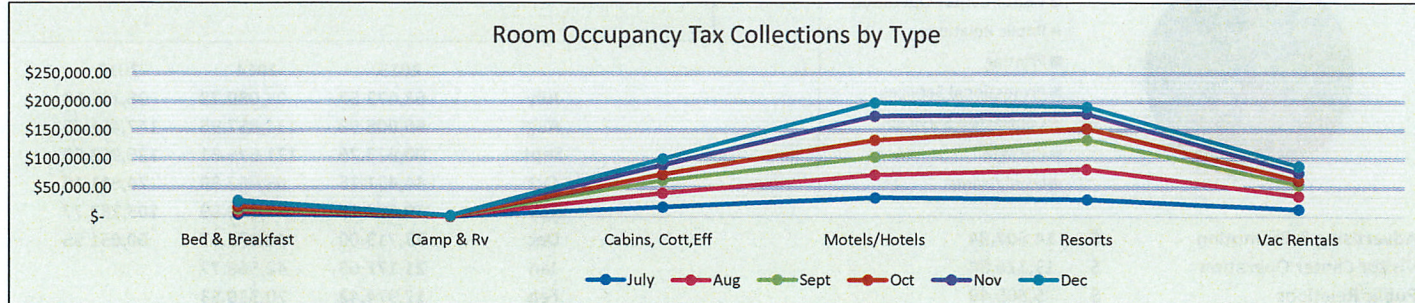
	2013	2014	2015
July	62,472.57	93,080.28	96,221.58
Aug	96,008.98	134,857.96	147,461.65
Sept	80,973.26	121,675.61	125,903.55
Oct	44,431.15	63,962.39	74,811.18
Nov	59,688.10	87,363.89	103,282.77
Dec	33,719.00	40,973.57	60,051.55
Jan	21,172.63	42,568.77	
Feb	17,974.42	20,330.53	
Mar	18,014.93	18,799.63	
Apr	24,612.72	27,933.10	
May	32,490.92	35,637.25	
June	53,659.38	63,411.93	-
	\$ 545,218.06	\$ 750,594.91	\$ 607,732.28



**Room Occupancy Tax Collections
12/31/14 for November Rentals**



Bed & Breakfast	\$	2,629.93
Campgrounds & RV	\$	96.67
Cabins/Cottages/Eff/Chalet	\$	10,382.30
Motels & Hotels	\$	22,992.16
Resorts	\$	12,194.83
Vacation Rentals	\$	11,755.66
	\$	<u>60,051.55</u>



COLLECTIONS BY TYPE

	Bed & Breakfast	Camp & Rv	Cabins, Cott, Eff	Motels/Hotels	Resorts	Vac Rentals	Totals
July	\$ 4,062.68	\$ 411.00	\$ 16,792.09	\$ 32,957.25	\$ 29,670.52	\$ 12,328.04	\$ 96,221.58
Aug	\$ 4,785.28	\$ 600.79	\$ 24,896.69	\$ 40,103.33	\$ 53,357.34	\$ 23,718.22	\$ 147,461.65
Sept	\$ 4,888.03	\$ 483.14	\$ 21,577.98	\$ 30,149.34	\$ 50,379.48	\$ 18,425.58	\$ 125,903.55
Oct	\$ 4,423.59	\$ 315.82	\$ 10,715.50	\$ 30,287.39	\$ 20,425.62	\$ 8,643.26	\$ 74,811.18
Nov	\$ 7,148.97	\$ 445.30	\$ 16,027.49	\$ 41,817.92	\$ 25,250.08	\$ 12,593.01	\$ 103,282.77
Dec	\$ 2,629.93	\$ 96.67	\$ 10,382.30	\$ 22,992.16	\$ 12,194.83	\$ 11,755.66	\$ 60,051.55
	<u>\$ 27,938.48</u>	<u>\$ 2,352.72</u>	<u>\$ 100,392.05</u>	<u>\$ 198,307.39</u>	<u>\$ 191,277.87</u>	<u>\$ 87,463.77</u>	<u>\$ 607,732.28</u>
% By Type	4.60%	0.39%	16.52%	32.63%	31.47%	14.39%	100.00%