

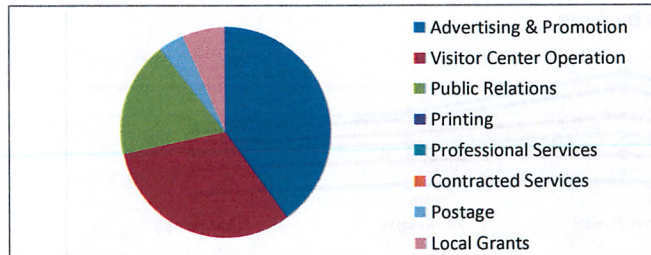
**JACKSON COUNTY TOURISM DEVELOPMENT AUTHORITY
HIGHLIGHTS
December 31, 2015**

- * November Room Occupancy Tax collections totaled \$65,116.06 with \$1,840.04 collected for penalties. The YTD collection total is \$551,652.27 - 66.62% of budget.
- * 138 units reported for November rentals. The collections were up 11% from the same period in 2014. The total increase for the fiscal year is 8.11%.

- * The cash balance at December 31, 2015 is \$559,639.46

- * The expenses for December were \$49,989.84. The YTD expenses totaled \$419,263.13 with encumbrances of \$87,750.00, for a combined total of \$507,013.13 -61.23% of budget.

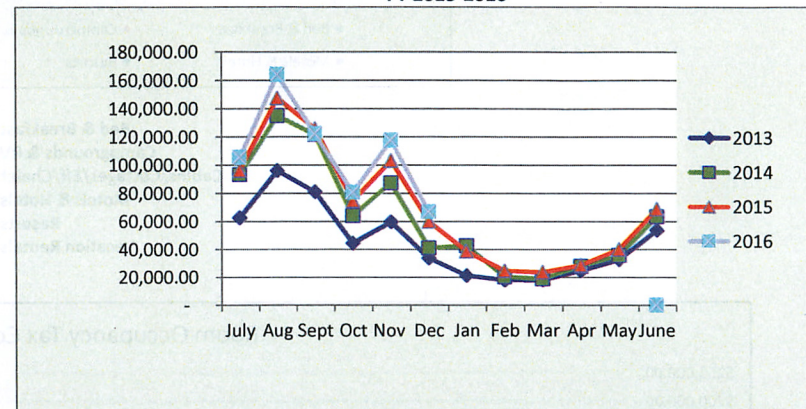
TDA Expenses as of December 31, 2015



Advertising & Promotion	\$	16,771.22
Visitor Center Operation	\$	13,251.07
Public Relations	\$	7,500.00
Printing	\$	-
Professional Services	\$	-
Contracted Services	\$	-
Postage	\$	1,656.75
Local Grants	\$	2,750.00
Other	\$	8,060.80
	\$	49,989.84

Fiscal YTD Collections

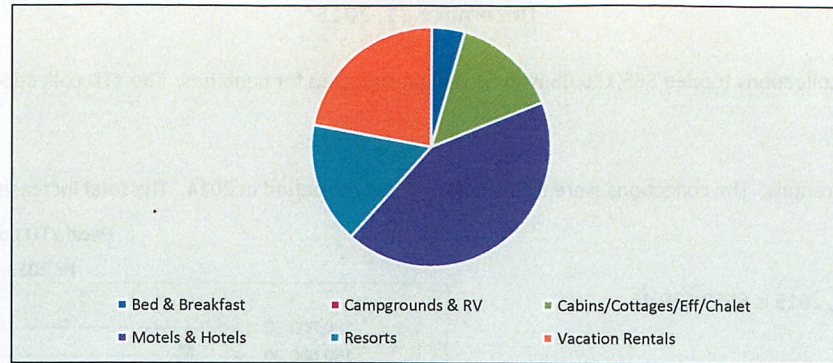
FY 2013-2016



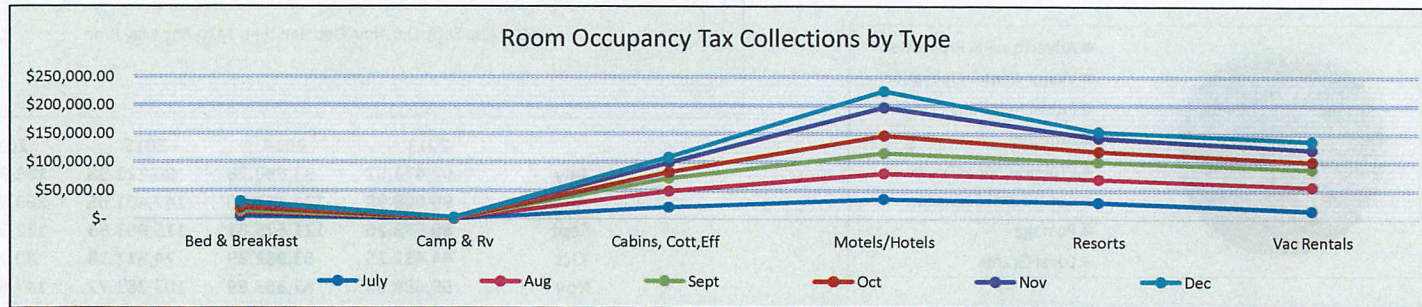
	2013	2014	2015	2016
July	62,472.57	93,080.28	96,221.58	105,354.28
Aug	96,008.98	134,857.96	147,461.65	163,948.85
Sept	80,973.26	121,675.61	125,903.55	122,331.68
Oct	44,431.15	63,962.39	74,811.18	80,775.31
Nov	59,688.10	87,363.89	103,282.77	117,640.33
Dec	33,719.00	40,973.57	60,051.55	66,956.10
Jan	21,172.63	42,568.77	38,604.76	
Feb	17,974.42	20,330.53	24,590.98	
Mar	18,014.93	18,799.63	23,634.98	
Apr	24,612.72	27,933.10	28,549.12	
May	32,490.92	35,637.25	39,890.53	
June	53,659.38	63,411.93	68,723.19	-
	\$ 545,218.06	\$ 750,594.91	\$ 831,725.84	\$ 657,006.55



**Room Occupancy Tax Collections
12/31/15 for November Rentals**



Bed & Breakfast	\$	2,994.15
Campgrounds & RV	\$	45.71
Cabins/Cottages/Eff/Chalet	\$	9,648.93
Motels & Hotels	\$	28,516.64
Resorts	\$	10,967.04
Vacation Rentals	\$	14,783.63
	\$	66,956.10



COLLECTIONS BY TYPE

	Bed & Breakfast	Camp & Rv	Cabins, Cott, Eff	Motels/Hotels	Resorts	Vac Rentals	Totals
July	\$ 4,505.66	\$ 353.08	\$ 20,438.43	\$ 35,148.63	\$ 29,640.44	\$ 15,268.04	\$ 105,354.28
Aug	\$ 5,948.89	\$ 613.12	\$ 28,777.11	\$ 45,458.23	\$ 41,137.84	\$ 42,013.66	\$ 163,948.85
Sept	\$ 4,516.70	\$ 477.22	\$ 22,112.60	\$ 35,233.71	\$ 29,563.24	\$ 30,428.21	\$ 122,331.68
Oct	\$ 4,862.75	\$ 403.93	\$ 10,901.31	\$ 31,248.84	\$ 19,163.76	\$ 14,194.72	\$ 80,775.31
Nov	\$ 7,756.51	\$ 499.46	\$ 16,500.71	\$ 49,363.44	\$ 23,231.42	\$ 20,288.79	\$ 117,640.33
Dec	\$ 2,994.15	\$ 45.71	\$ 9,648.93	\$ 28,516.64	\$ 10,967.04	\$ 14,783.63	\$ 66,956.10
Jan							\$ -
Feb							\$ -
March							\$ -
April							\$ -
May							\$ -
June	\$ -	\$ -	\$ -	\$ -	\$ -	\$ -	\$ -
	\$ 30,584.66	\$ 2,392.52	\$ 108,379.09	\$ 224,969.49	\$ 153,703.74	\$ 136,977.05	\$ 657,006.55

% By Type	4.66%	0.36%	16.50%	34.24%	23.39%	20.85%	100.00%
------------------	--------------	--------------	---------------	---------------	---------------	---------------	----------------