

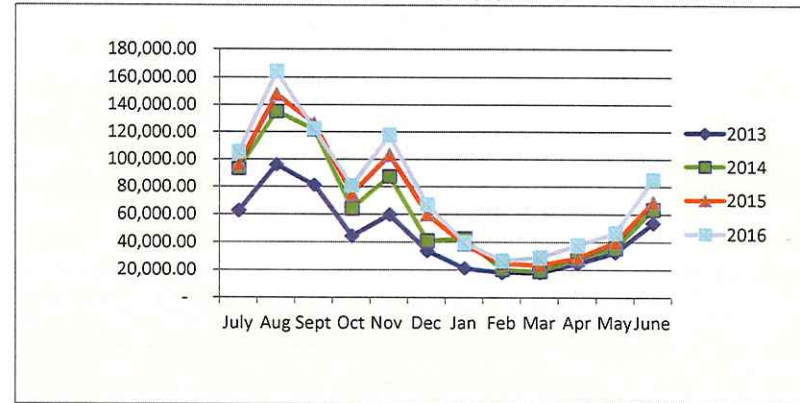
JACKSON COUNTY TOURISM DEVELOPMENT AUTHORITY

June 30, 2016

- * May Room Occupancy Tax collections totaled \$84,885.38 with \$260.00 collected for penalties. The YTD collection total is \$816,568.96 - 90.43% of budget.
- * 141 units reported for May rentals. The collections were up 24% from the same period in 2015. The total increase for the fiscal year is 10.84%.

Fiscal YTD Collections

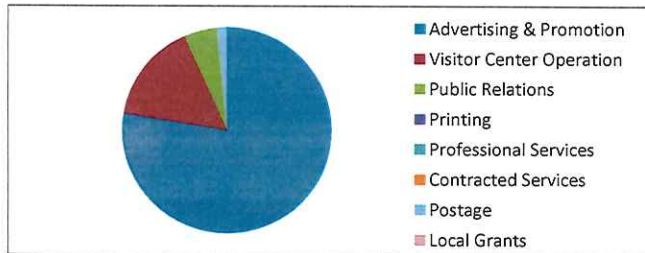
FY 2013-2016



- * The cash balance at June 30, 2016 is \$435,357.22

The expenses for June were \$93,484.87. The YTD expenses totaled \$808,156.47 with encumbrances of \$0.00, for a combined total of \$808,156.47 - 89.50% of budget.

TDA Expenses as of June 30, 2016

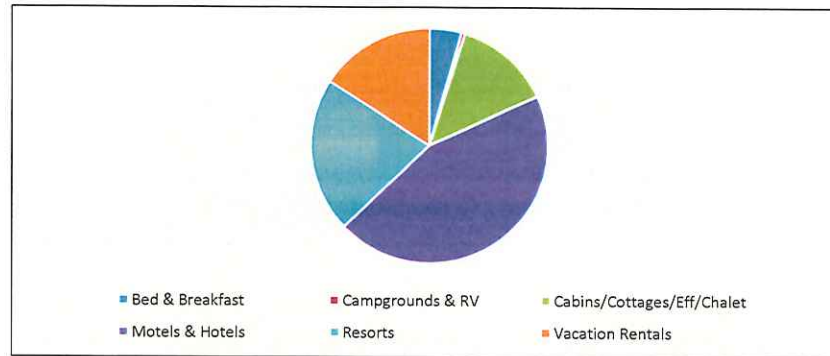


Advertising & Promotion	\$ 68,809.09
Visitor Center Operation	\$ 13,990.85
Public Relations	\$ 4,500.00
Printing	\$ -
Professional Services	\$ -
Contracted Services	\$ -
Postage	\$ 1,451.86
Local Grants	\$ -
Other	\$ 4,733.07
	\$ 93,484.87

	2013	2014	2015	2016
July	62,472.57	93,080.28	96,221.58	105,354.28
Aug	96,008.98	134,857.96	147,461.65	163,948.85
Sept	80,973.26	121,675.61	125,903.55	122,331.68
Oct	44,431.15	63,962.39	74,811.18	80,775.31
Nov	59,688.10	87,363.89	103,282.77	117,640.33
Dec	33,719.00	40,973.57	60,051.55	66,956.10
Jan	21,172.63	42,568.77	38,604.76	39,690.82
Feb	17,974.42	20,330.53	24,590.98	26,696.45
Mar	18,014.93	18,799.63	23,634.98	29,114.84
Apr	24,612.72	27,933.10	28,549.12	37,797.19
May	32,490.92	35,637.25	39,890.53	46,472.01
June	53,659.38	63,411.93	68,723.19	85,145.38
	\$ 545,218.06	\$ 750,594.91	\$ 831,725.84	\$ 921,923.24

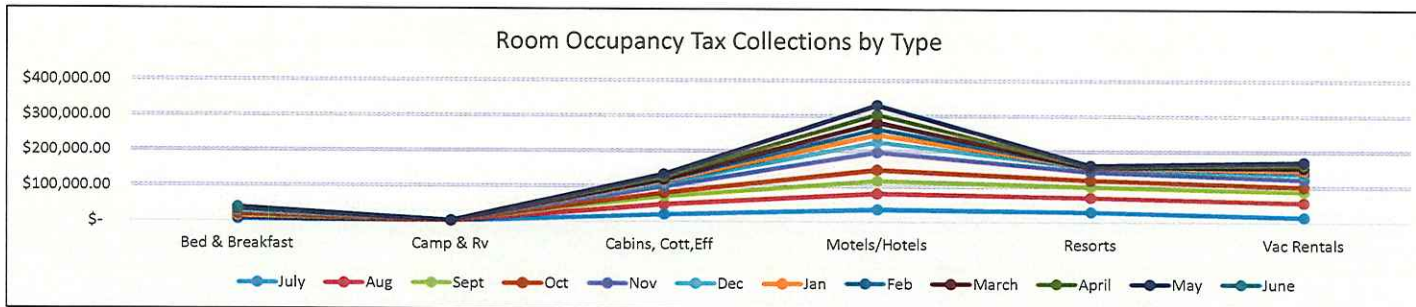


**Room Occupancy Tax Collections
6/30/16 for May Rentals**



Bed & Breakfast	\$	3,719.31
Campgrounds & RV	\$	404.02
Cabins/Cottages/Eff/Chalet	\$	11,342.07
Motels & Hotels	\$	37,994.61
Resorts	\$	18,150.49
Vacation Rentals	\$	13,534.88
	\$	<u>85,145.38</u>

Room Occupancy Tax Collections by Type



COLLECTIONS BY TYPE

	Bed & Breakfast	Camp & Rv	Cabins, Cott, Eff	Motels/Hotels	Resorts	Vac Rentals	Totals
July	\$ 4,505.66	\$ 353.08	\$ 20,438.43	\$ 35,148.63	\$ 29,640.44	\$ 15,268.04	\$ 105,354.28
Aug	\$ 5,948.89	\$ 613.12	\$ 28,777.11	\$ 45,458.23	\$ 41,137.84	\$ 42,013.66	\$ 163,948.85
Sept	\$ 4,516.70	\$ 477.22	\$ 22,112.60	\$ 35,233.71	\$ 29,563.24	\$ 30,428.21	\$ 122,331.68
Oct	\$ 4,862.75	\$ 403.93	\$ 10,901.31	\$ 31,248.84	\$ 19,163.76	\$ 14,194.72	\$ 80,775.31
Nov	\$ 7,756.51	\$ 499.46	\$ 16,500.71	\$ 49,363.44	\$ 23,231.42	\$ 20,288.79	\$ 117,640.33
Dec	\$ 2,994.15	\$ 45.71	\$ 9,648.93	\$ 28,516.64	\$ 10,967.04	\$ 14,783.63	\$ 66,956.10
Jan	\$ 1,925.75	\$ 3.00	\$ 5,246.63	\$ 21,960.16	\$ 1,201.28	\$ 9,354.00	\$ 39,690.82
Feb	\$ 894.97	\$ 10.49	\$ 3,676.16	\$ 14,748.86	\$ 787.72	\$ 6,578.25	\$ 26,696.45
March	\$ 1,081.26	\$ 13.49	\$ 3,604.68	\$ 19,378.65	\$ 910.85	\$ 4,125.91	\$ 29,114.84
April	\$ 1,378.78	\$ 73.63	\$ 6,271.08	\$ 22,318.51	\$ 1,060.93	\$ 6,694.26	\$ 37,797.19
May	\$ 2,666.82	\$ 177.55	\$ 6,326.81	\$ 26,676.32	\$ 3,108.01	\$ 7,516.50	\$ 46,472.01
June	\$ 3,719.31	\$ 404.02	\$ 11,342.07	\$ 37,994.61	\$ 18,150.49	\$ 13,534.88	\$ 85,145.38
	\$ 42,251.55	\$ 3,074.70	\$ 144,846.52	\$ 368,046.60	\$ 178,923.02	\$ 184,780.85	\$ 921,923.24
% By Type	4.58%	0.33%	15.71%	39.92%	19.41%	20.04%	100.00%