

JACKSON COUNTY TOURISM
DEVELOPMENT
AUTHORITY



FINANCIAL REPORT
July 31, 2018

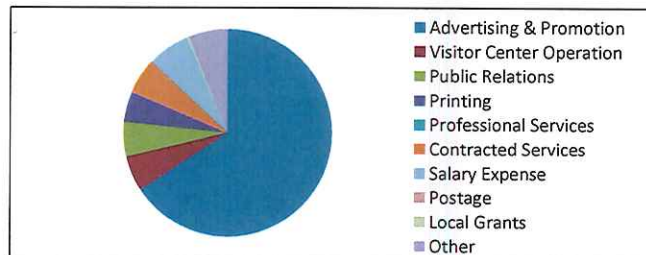
JACKSON COUNTY TOURISM DEVELOPMENT AUTHORITY

July 31, 2018

- * July Room Occupancy Tax collections totaled \$135,828.99 with \$52.69 collected for penalties. The YTD collection total is \$135,828.99 -12.21% of budget. The Airbnb total was \$10,428.29.
- * 181 accounts reported for June rentals. The collections were up 14.38% from the same period in 2017. The total increase for the fiscal year is 14.38%.
- * The cash balance at July 31, 2018 is \$23,527.32 and investments total \$400,000.00.

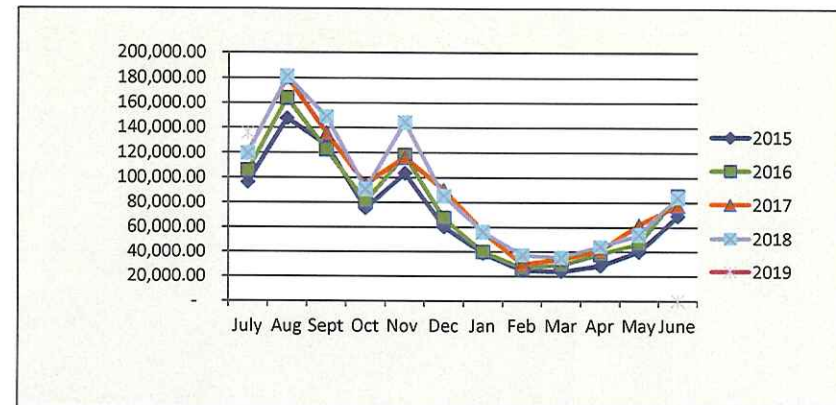
- * The expenses for July were \$112,283.45. The YTD expenses totaled \$112,283.45 with encumbrances of \$5,642.48, for a combined total of \$117,925.93 - 10.12% of budget.

TDA Expenses as of July 31, 2018



Advertising & Promotion	\$	73,740.06
Visitor Center Operation	\$	6,200.00
Public Relations	\$	6,068.36
Printing	\$	5,404.50
Professional Services	\$	-
Contracted Services	\$	6,117.42
Salary Expense	\$	7,467.02
Postage	\$	-
Local Grants	\$	300.00
Other	\$	6,986.09
Total	\$	112,283.45

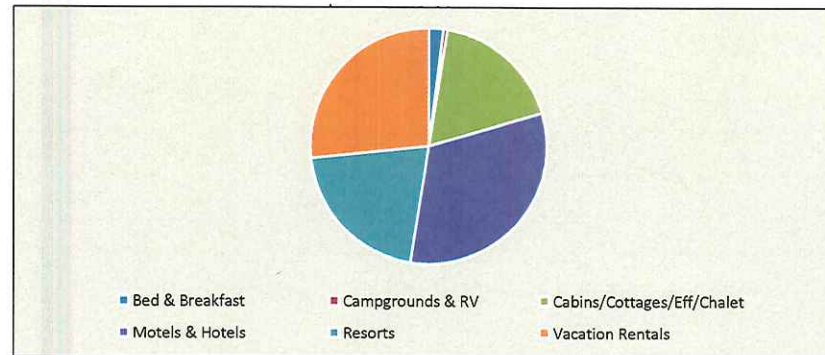
Fiscal YTD Collections



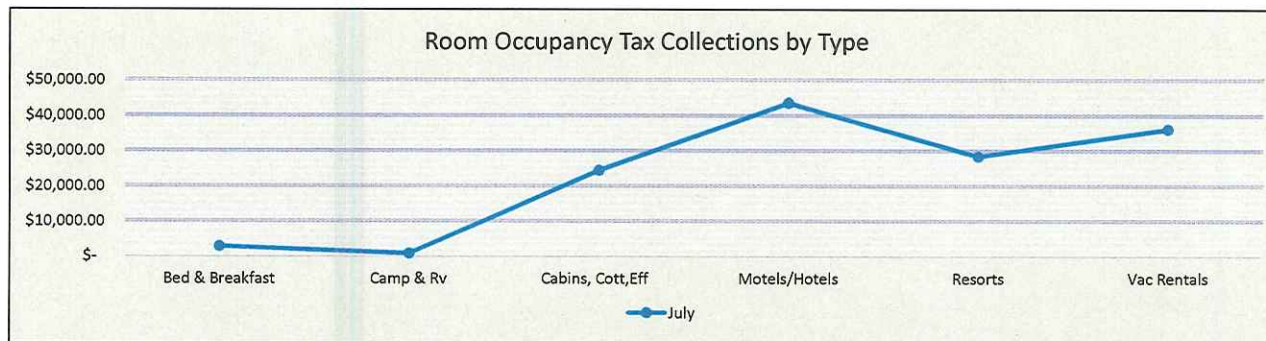
	2015	2016	2017	2018	2019
July	96,221.58	105,354.28	119,861.04	119,152.80	135,881.68
Aug	147,461.65	163,948.85	180,394.59	181,280.78	
Sept	125,903.55	122,331.68	135,649.23	148,701.72	
Oct	74,811.18	80,775.31	94,100.41	90,329.60	
Nov	103,282.77	117,640.33	115,576.40	144,240.73	
Dec	60,051.55	66,956.10	89,928.52	84,754.30	
Jan	38,604.76	39,690.82	56,081.35	56,029.08	
Feb	24,590.98	26,696.45	29,357.66	37,210.91	
Mar	23,634.98	29,114.84	33,603.67	35,029.92	
Apr	28,549.12	37,797.19	40,794.81	44,116.59	
May	39,890.53	46,472.01	61,363.25	53,695.68	
June	68,723.19	85,145.38	76,932.28	83,711.73	-
Total	\$ 831,725.84	\$ 921,923.24	\$ 1,033,643.21	\$ 1,078,253.84	\$ 135,881.68



**Room Occupancy Tax Collections
7/31/18 for June Rentals**



Bed & Breakfast	\$	2,688.98
Campgrounds & RV	\$	695.18
Cabins/Cottages/Eff/Chalet	\$	24,406.66
Motels & Hotels	\$	43,549.81
Resorts	\$	28,377.05
Vacation Rentals	\$	<u>36,164.00</u>
	\$	135,881.68



	Bed & Breakfast	Camp & Rv	Cabins, Cott, Eff	Motels/Hotels	Resorts	Vac Rentals	Totals
July	\$ 2,688.98	\$ 695.18	\$ 24,406.66	\$ 43,549.81	\$ 28,377.05	\$ 36,164.00	\$ 135,881.68
Aug							\$ -
Sept							\$ -
Oct							\$ -
Nov							\$ -
Dec							\$ -
Jan							\$ -
Feb							\$ -
March							\$ -
April							\$ -
May							\$ -
June	\$ -	\$ -	\$ -	\$ -	\$ -	\$ -	\$ -
	\$ 2,688.98	\$ 695.18	\$ 24,406.66	\$ 43,549.81	\$ 28,377.05	\$ 36,164.00	\$ 135,881.68
% By Type	1.98%	0.51%	17.96%	32.05%	20.88%	26.61%	100.00%