

JACKSON COUNTY TOURISM DEVELOPMENT AUTHORITY

June 30, 2017

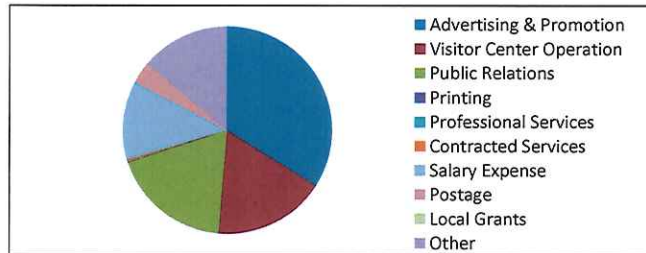
* June Room Occupancy Tax collections totaled \$76,862.28 with \$70.00 collected for penalties. The YTD collection total is \$911,161.57 - 88.89% of budget.

* 136 units reported for May rentals. The collections were down 9.65% from the same period in 2016. The total increase for the fiscal year is 12.12%.

* The cash balance at June 30, 2017 is \$457,425.28

The expenses for June were \$74,945.23. The YTD expenses totaled \$1,003,317.64 with encumbrances of \$2,148.56, for a combined total of \$1,005,466.20 - 90.24% of budget.

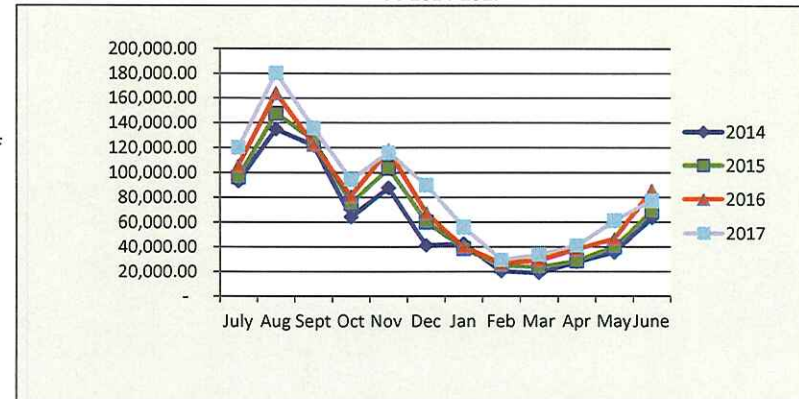
TDA Expenses as of June 30, 2017



Advertising & Promotion	\$ 25,529.35
Visitor Center Operation	\$ 13,010.36
Public Relations	\$ 14,021.11
Printing	\$ (95.94)
Professional Services	\$ -
Contracted Services	\$ 200.00
Salary Expense	\$ 9,252.01
Postage	\$ 2,508.74
Local Grants	\$ -
Other	\$ 10,519.60
	\$ 74,945.23

Fiscal YTD Collections

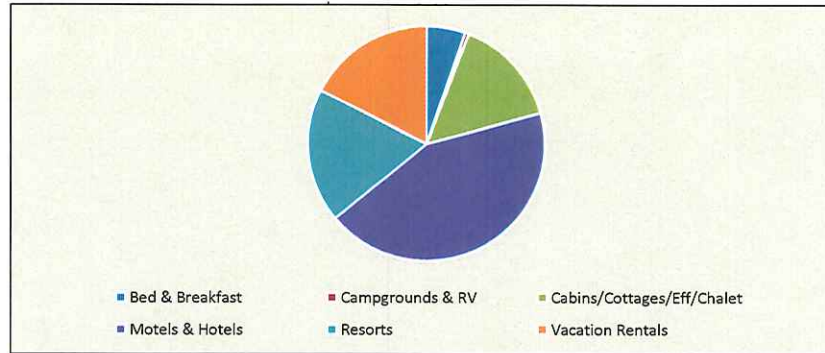
FY 2014-2017



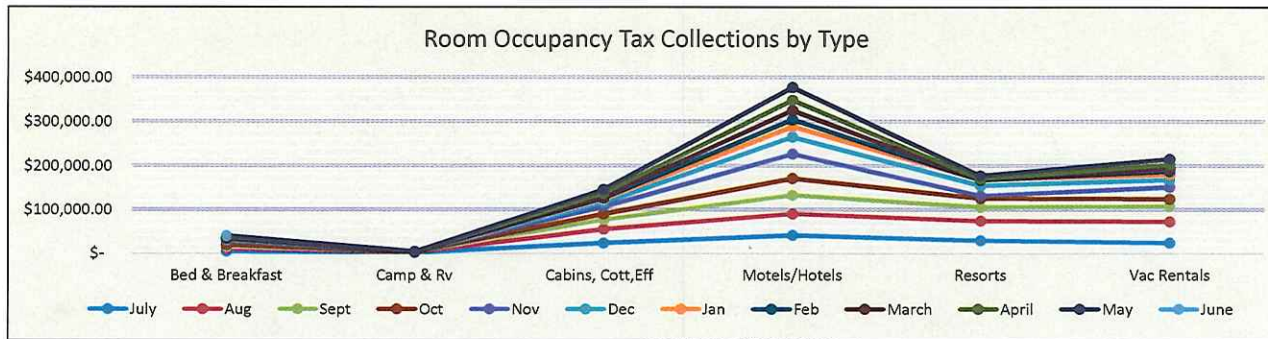
	2014	2015	2016	2017
July	93,080.28	96,221.58	105,354.28	119,861.04
Aug	134,857.96	147,461.65	163,948.85	180,394.59
Sept	121,675.61	125,903.55	122,331.68	135,649.23
Oct	63,962.39	74,811.18	80,775.31	94,100.41
Nov	87,363.89	103,282.77	117,640.33	115,576.40
Dec	40,973.57	60,051.55	66,956.10	89,928.52
Jan	42,568.77	38,604.76	39,690.82	56,081.35
Feb	20,330.53	24,590.98	26,696.45	29,357.66
Mar	18,799.63	23,634.98	29,114.84	33,603.67
Apr	27,933.10	28,549.12	37,797.19	40,794.81
May	35,637.25	39,890.53	46,472.01	61,363.25
June	63,411.93	68,723.19	85,145.38	76,932.28
	\$ 750,594.91	\$ 831,725.84	\$ 921,923.24	\$ 1,033,643.21



**Room Occupancy Tax Collections
6/30/17 for May Rentals**



Bed & Breakfast	\$ 4,068.88
Campgrounds & RV	\$ 383.14
Cabins/Cottages/Eff/Chalet	\$ 11,524.86
Motels & Hotels	\$ 33,268.83
Resorts	\$ 14,207.38
Vacation Rentals	\$ 13,479.19
Total	\$ 76,932.28



	Bed & Breakfast	Camp & Rv	Cabins, Cott, Eff	Motels/Hotels	Resorts	Vac Rentals	Totals
July	\$ 3,823.20	\$ 600.63	\$ 22,661.68	\$ 41,042.03	\$ 28,681.83	\$ 23,051.67	\$ 119,861.04
Aug	\$ 5,642.32	\$ 624.15	\$ 31,727.11	\$ 48,761.11	\$ 44,631.44	\$ 49,008.46	\$ 180,394.59
Sept	\$ 4,588.41	\$ 546.43	\$ 21,389.88	\$ 42,863.94	\$ 31,289.82	\$ 34,970.75	\$ 135,649.23
Oct	\$ 4,122.99	\$ 393.79	\$ 13,663.46	\$ 37,907.38	\$ 20,982.05	\$ 17,030.74	\$ 94,100.41
Nov	\$ 9,208.87	\$ 520.33	\$ 17,120.09	\$ 56,000.51	\$ 5,606.44	\$ 27,120.16	\$ 115,576.40
Dec	\$ 2,720.49	\$ 155.56	\$ 8,730.69	\$ 38,522.32	\$ 23,732.88	\$ 16,066.58	\$ 89,928.52
Jan	\$ 2,144.38	\$ 36.30	\$ 7,177.10	\$ 22,784.07	\$ 11,787.60	\$ 12,151.90	\$ 56,081.35
Feb	\$ 810.85	\$ 22.39	\$ 3,930.86	\$ 16,162.10	\$ 605.07	\$ 7,826.39	\$ 29,357.66
March	\$ 1,754.00	\$ 43.05	\$ 4,378.61	\$ 20,422.88	\$ 662.29	\$ 6,342.84	\$ 33,603.67
April	\$ 1,893.01	\$ 69.78	\$ 6,025.87	\$ 23,251.07	\$ 1,056.79	\$ 8,498.29	\$ 40,794.81
May	\$ 2,713.17	\$ 292.17	\$ 8,863.47	\$ 28,951.50	\$ 7,827.07	\$ 12,715.27	\$ 61,362.65
June	\$ 4,068.88	\$ 383.14	\$ 11,524.86	\$ 33,268.83	\$ 14,207.38	\$ 13,479.19	\$ 76,932.28
Total	\$ 43,490.57	\$ 3,687.72	\$ 157,193.68	\$ 409,937.74	\$ 191,070.66	\$ 228,262.24	\$ 1,033,642.61

% By Type	4.21%	0.36%	15.21%	39.66%	18.49%	22.08%	100.00%
------------------	--------------	--------------	---------------	---------------	---------------	---------------	----------------