

# JACKSON COUNTY TOURISM DEVELOPMENT AUTHORITY

February 29, 2016

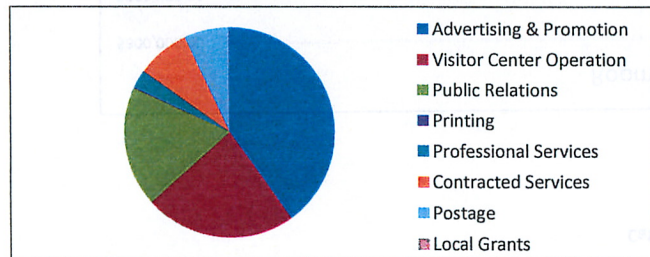
\* January Room Occupancy Tax collections totaled \$26,566.45 with \$130.00 collected for penalties. The YTD collection total is \$618,039.54 - 74.64% of budget.

\* 94 units reported for January rentals. The collections were up 9% from the same period in 2015. The total increase for the fiscal year is 7.82%.

\* The cash balance at February 29, 2016 is \$527,760.50.

The expenses for February were \$65,498.38. The YTD expenses totaled \$517,380.52 with encumbrances of \$48,141.66, for a combined total of \$565,522.18 - 68.30% of budget.

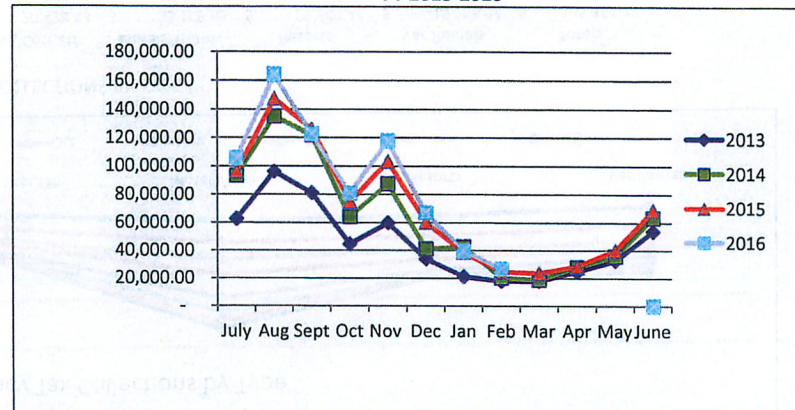
TDA Expenses as of February 29, 2016



Advertising & Promotion	\$	22,671.45
Visitor Center Operation	\$	13,084.20
Public Relations	\$	10,500.00
Printing	\$	(91.09)
Professional Services	\$	1,600.00
Contracted Services	\$	4,550.00
Postage	\$	3,933.55
Local Grants	\$	-
Other	\$	9,250.27
	\$	65,498.38

Fiscal YTD Collections

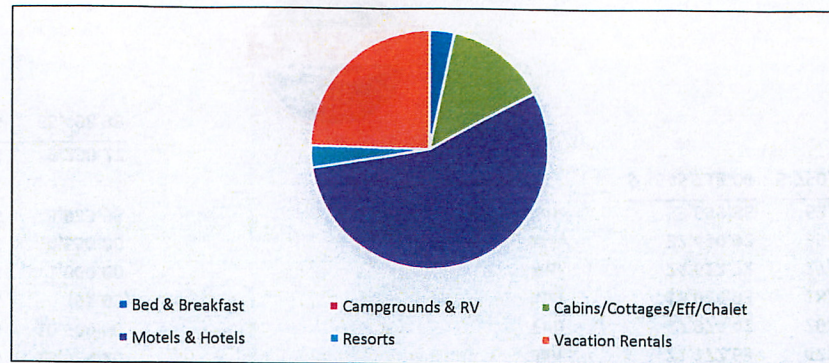
FY 2013-2016



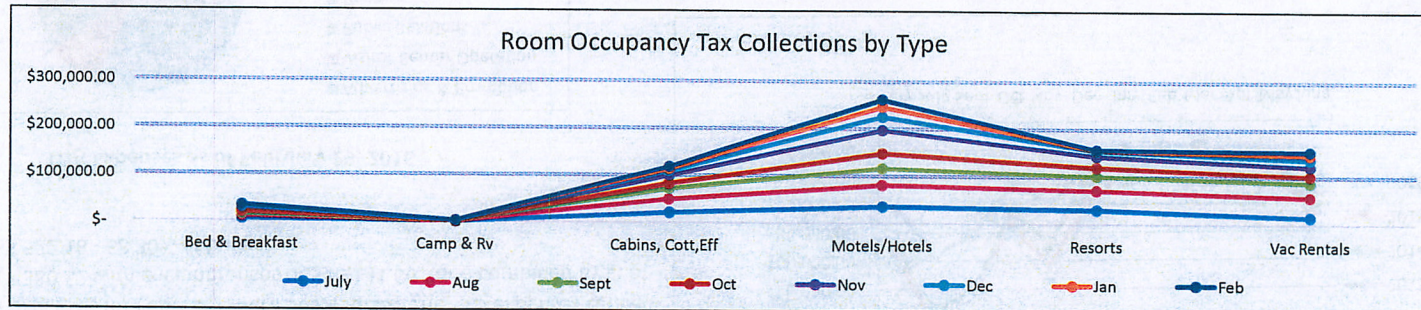
	2013	2014	2015	2016
July	62,472.57	93,080.28	96,221.58	105,354.28
Aug	96,008.98	134,857.96	147,461.65	163,948.85
Sept	80,973.26	121,675.61	125,903.55	122,331.68
Oct	44,431.15	63,962.39	74,811.18	80,775.31
Nov	59,688.10	87,363.89	103,282.77	117,640.33
Dec	33,719.00	40,973.57	60,051.55	66,956.10
Jan	21,172.63	42,568.77	38,604.76	39,690.82
Feb	17,974.42	20,330.53	24,590.98	26,696.45
Mar	18,014.93	18,799.63	23,634.98	
Apr	24,612.72	27,933.10	28,549.12	
May	32,490.92	35,637.25	39,890.53	
June	53,659.38	63,411.93	68,723.19	-
	\$ 545,218.06	\$ 750,594.91	\$ 831,725.84	\$ 723,393.82



**Room Occupancy Tax Collections  
2/29/16 for January Rentals**



Bed & Breakfast	\$	894.97
Campgrounds & RV	\$	10.49
Cabins/Cottages/Eff/Chalet	\$	3,676.16
Motels & Hotels	\$	14,748.86
Resorts	\$	787.72
Vacation Rentals	\$	6,578.25
	\$	26,696.45



**COLLECTIONS BY TYPE**

	Bed & Breakfast	Camp & Rv	Cabins, Cott, Eff	Motels/Hotels	Resorts	Vac Rentals	Totals
July \$	4,505.66	\$ 353.08	\$ 20,438.43	\$ 35,148.63	\$ 29,640.44	\$ 15,268.04	\$ 105,354.28
Aug \$	5,948.89	\$ 613.12	\$ 28,777.11	\$ 45,458.23	\$ 41,137.84	\$ 42,013.66	\$ 163,948.85
Sept \$	4,516.70	\$ 477.22	\$ 22,112.60	\$ 35,233.71	\$ 29,563.24	\$ 30,428.21	\$ 122,331.68
Oct \$	4,862.75	\$ 403.93	\$ 10,901.31	\$ 31,248.84	\$ 19,163.76	\$ 14,194.72	\$ 80,775.31
Nov \$	7,756.51	\$ 499.46	\$ 16,500.71	\$ 49,363.44	\$ 23,231.42	\$ 20,288.79	\$ 117,640.33
Dec \$	2,994.15	\$ 45.71	\$ 9,648.93	\$ 28,516.64	\$ 10,967.04	\$ 14,783.63	\$ 66,956.10
Jan \$	1,925.75	\$ 3.00	\$ 5,246.63	\$ 21,960.16	\$ 1,201.28	\$ 9,354.00	\$ 39,690.82
Feb \$	894.97	\$ 10.49	\$ 3,676.16	\$ 14,748.86	\$ 787.72	\$ 6,578.25	\$ 26,696.45
March							\$ -
April							\$ -
May							\$ -
June							\$ -
	\$ 33,405.38	\$ 2,406.01	\$ 117,301.88	\$ 261,678.51	\$ 155,692.74	\$ 152,909.30	\$ 723,393.82
<b>% By Type</b>	<b>4.62%</b>	<b>0.33%</b>	<b>16.22%</b>	<b>36.17%</b>	<b>21.52%</b>	<b>21.14%</b>	<b>100.00%</b>