

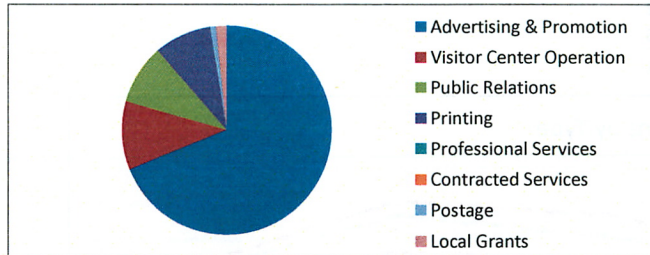
JACKSON COUNTY TOURISM DEVELOPMENT AUTHORITY
HIGHLIGHTS
October 31, 2014

- * September Room Occupancy Tax collections totaled \$74,811.18, with \$90.00 collected for penalties. The YTD collection total is \$346,736.51 - 47.83% of budget.
- * 142 units reported for September rentals. The collections were up 17% from the same period in 2013. The total increase for the fiscal year is 7.45%

- The cash balance at October 31, 2014 is \$543,708.37. The cash balance at October 31, 2013 was \$470,368.59. This is an increase of \$73,339.78 - 15.59%.

- The expenses for October were \$107,270.21. The YTD expenses totaled \$233,592.55 with encumbrances of \$0.00, for a combined total of \$233,592.55 - 32.08% of budget.

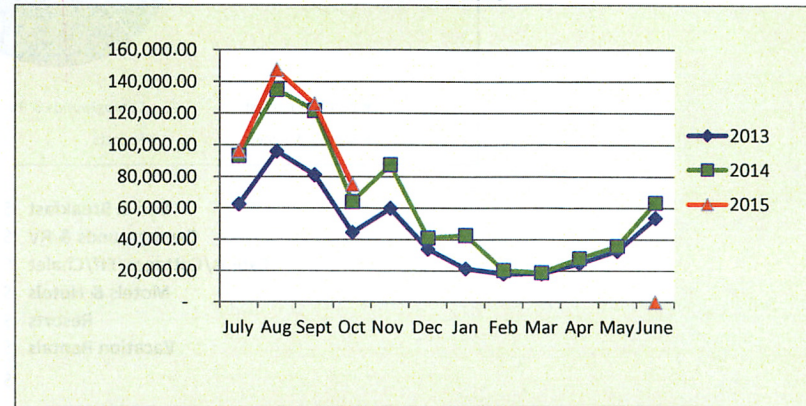
TDA Expenses as of October 31, 2014



Advertising & Promotion	\$	84,675.95
Visitor Center Operation	\$	13,082.19
Public Relations	\$	11,439.10
Printing	\$	(10,702.00)
Professional Services	\$	-
Contracted Services	\$	-
Postage	\$	1,111.60
Local Grants	\$	2,000.00
Other	\$	5,663.37
	\$	107,270.21

Fiscal YTD Collections

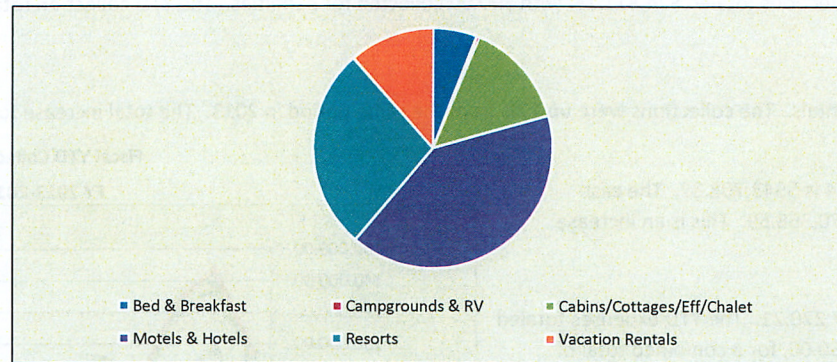
FY 2013-2015



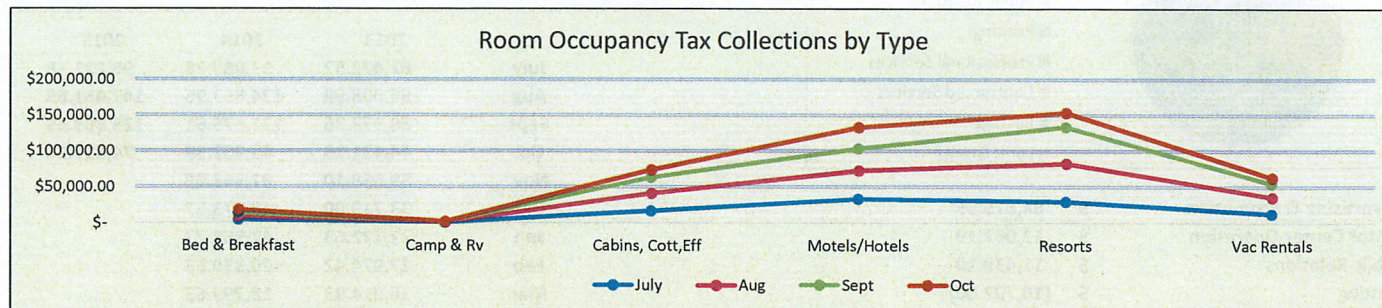
	2013	2014	2015
July	62,472.57	93,080.28	96,221.58
Aug	96,008.98	134,857.96	147,461.65
Sept	80,973.26	121,675.61	125,903.55
Oct	44,431.15	63,962.39	74,811.18
Nov	59,688.10	87,363.89	
Dec	33,719.00	40,973.57	
Jan	21,172.63	42,568.77	
Feb	17,974.42	20,330.53	
Mar	18,014.93	18,799.63	
Apr	24,612.72	27,933.10	
May	32,490.92	35,637.25	
June	53,659.38	63,411.93	-
	\$ 545,218.06	\$ 750,594.91	\$ 444,397.96



**Room Occupancy Tax Collections
10/31/14 for September Rentals**



Bed & Breakfast	\$ 4,423.59
Campgrounds & RV	\$ 315.82
Cabins/Cottages/Eff/Chalet	\$ 10,715.50
Motels & Hotels	\$ 30,287.39
Resorts	\$ 20,425.62
Vacation Rentals	\$ 8,643.26
Total	\$ 74,811.18



COLLECTIONS BY TYPE

	Bed & Breakfast	Camp & Rv	Cabins, Cott, Eff	Motels/Hotels	Resorts	Vac Rentals	Totals
July	\$ 4,002.68	\$ 411.00	\$ 16,662.09	\$ 32,927.25	\$ 29,640.52	\$ 12,298.04	\$ 95,941.58
Aug	\$ 4,785.28	\$ 600.79	\$ 24,896.69	\$ 40,103.33	\$ 53,357.34	\$ 23,718.22	\$ 147,461.65
Sept	\$ 4,888.03	\$ 483.14	\$ 21,577.98	\$ 30,149.34	\$ 50,379.48	\$ 18,425.58	\$ 125,903.55
Oct	\$ 4,423.59	\$ 315.82	\$ 10,715.50	\$ 30,287.39	\$ 20,425.62	\$ 8,643.26	\$ 74,811.18
Total	\$ 18,099.58	\$ 1,810.75	\$ 73,852.26	\$ 133,467.31	\$ 153,802.96	\$ 63,085.10	\$ 444,117.96
% By Type	4.08%	0.41%	16.63%	30.05%	34.63%	14.20%	100.00%