

JACKSON COUNTY TOURISM
DEVELOPMENT
AUTHORITY



FINANCIAL REPORT
November 30, 2017

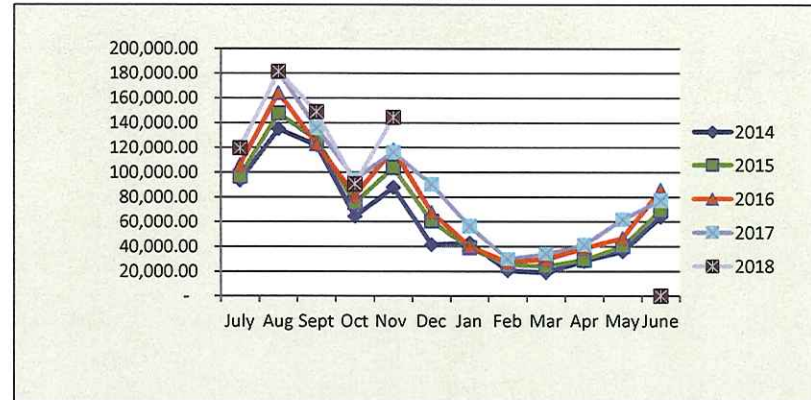
JACKSON COUNTY TOURISM DEVELOPMENT AUTHORITY

November 30, 2017

- * November Room Occupancy Tax collections totaled \$143,560.73 with \$680.00 collected for penalties. The YTD collection total is \$564,552.83 - 52.12% of budget.
- * 159 units reported for October rentals. The collections were up 24.80% from the same period in 2016. The total increase for the fiscal year is 5.85%.

Fiscal YTD Collections

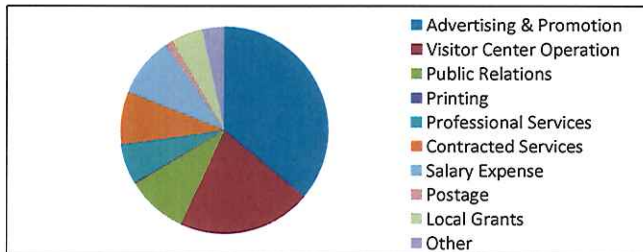
FY 2014-2018



- * The cash balance at November 30, 2017 is \$670,767.15

- * The expenses for November were \$66,181.17. The YTD expenses totaled \$468,128.20 with encumbrances of \$15,818.55, for a combined total of \$483,946.75 - 42.28% of budget.

TDA Expenses as of November 30, 2017

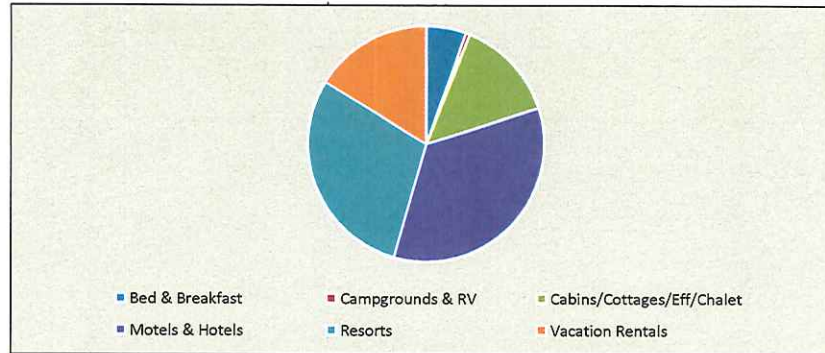


Advertising & Promotion	\$ 23,865.19
Visitor Center Operation	\$ 13,752.02
Public Relations	\$ 6,344.82
Printing	\$ 131.76
Professional Services	\$ 4,100.00
Contracted Services	\$ 5,424.91
Salary Expense	\$ 6,261.50
Postage	\$ 710.35
Local Grants	\$ 3,285.54
Other	\$ 2,305.08
	\$ 66,181.17

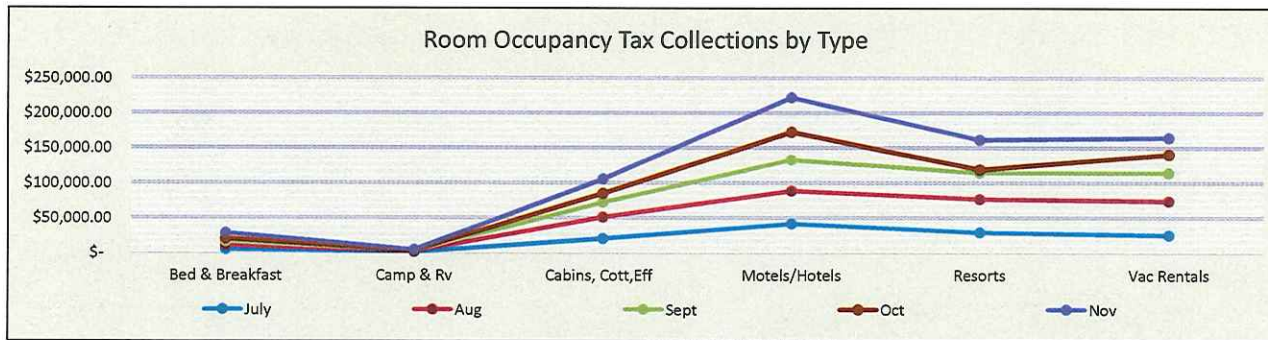
	2014	2015	2016	2017	2018
July	93,080.28	96,221.58	105,354.28	119,861.04	119,152.80
Aug	134,857.96	147,461.65	163,948.85	180,394.59	181,280.78
Sept	121,675.61	125,903.55	122,331.68	135,649.23	148,701.72
Oct	63,962.39	74,811.18	80,775.31	94,100.41	90,329.60
Nov	87,363.89	103,282.77	117,640.33	115,576.40	144,240.73
Dec	40,973.57	60,051.55	66,956.10	89,928.52	
Jan	42,568.77	38,604.76	39,690.82	56,081.35	
Feb	20,330.53	24,590.98	26,696.45	29,357.66	
Mar	18,799.63	23,634.98	29,114.84	33,603.67	
Apr	27,933.10	28,549.12	37,797.19	40,794.81	
May	35,637.25	39,890.53	46,472.01	61,363.25	
June	63,411.93	68,723.19	85,145.38	76,932.28	-
	\$ 750,594.91	\$ 831,725.84	\$ 921,923.24	\$ 1,033,643.21	\$ 683,705.63



**Room Occupancy Tax Collections
11/30/17 for October Rentals**



Bed & Breakfast	\$	7,851.59
Campgrounds & RV	\$	791.26
Cabins/Cottages/Eff/Chalet	\$	20,299.23
Motels & Hotels	\$	49,531.35
Resorts	\$	42,372.15
Vacation Rentals	\$	23,395.15
	\$	<u>144,240.73</u>



	Bed & Breakfast	Camp & Rv	Cabins, Cott, Eff	Motels/Hotels	Resorts	Vac Rentals	Totals
July	\$ 4,034.58	\$ 505.70	\$ 19,861.86	\$ 41,320.18	\$ 28,727.56	\$ 24,702.92	\$ 119,152.80
Aug	\$ 5,724.07	\$ 844.59	\$ 30,938.30	\$ 47,013.89	\$ 47,896.19	\$ 48,863.74	\$ 181,280.78
Sept	\$ 5,598.75	\$ 963.23	\$ 20,865.35	\$ 43,922.02	\$ 37,259.68	\$ 40,092.69	\$ 148,701.72
Oct	\$ 4,532.33	\$ 668.94	\$ 13,206.20	\$ 39,994.09	\$ 4,900.52	\$ 27,027.52	\$ 90,329.60
Nov	\$ 7,851.59	\$ 791.26	\$ 20,299.23	\$ 49,531.35	\$ 42,372.15	\$ 23,395.15	\$ 144,240.73
Dec							\$ -
Jan							\$ -
Feb							\$ -
March							\$ -
April							\$ -
May							\$ -
June	\$ -	\$ -	\$ -	\$ -	\$ -	\$ -	\$ -
	\$ 27,741.32	\$ 3,773.72	\$ 105,170.94	\$ 221,781.53	\$ 161,156.10	\$ 164,082.02	\$ 683,705.63
% By Type	4.06%	0.55%	15.38%	32.44%	23.57%	24.00%	100.00%



**JACKSON COUNTY TOURISM DEVELOPMENT AUTHORITY
TOTAL ROOM OCCUPANCY TAX COLLECTIONS BY MONTH**

Month	Tax Collected	# Units Reporting	% of Inc/Dec
July-2016	\$ 119,861.04	165	10%
July-2017	\$ 118,801.30	163	-0.88%
	\$ (1,059.74)	(2)	
August-2016	\$ 180,394.59	172	9%
August-2017	\$ 181,280.78	175	0.49%
	\$ 886.19	3	
September-2016	\$ 135,649.23	168	3%
September-2017	\$ 148,701.72	161	9.62%
	\$ 13,052.49	-7	
October-2016	\$ 94,100.41	154	4%
October-2017	\$ 90,329.60	160	-4.01%
	\$ (3,770.81)	6	
November-2016	\$ 115,576.40	158	1%
November-2017	\$ 144,240.73	159	24.80%
	\$ 28,664.33	1	
December-2016	\$ 89,928.52	137	-10%
December-2017	\$ -	0	-100.00%
	\$ (89,928.52)	-137	
January-2017	\$ 56,081.35	114	18%
January-2018	\$ -	0	-100.00%
	\$ (56,081.35)	-114	
February-2017	\$ 29,357.66	89	15%
February-2018	\$ -	0	-100.00%
	\$ (29,357.66)	-89	
March-2017	\$ 33,603.67	86	4%
March-2018	\$ -	0	-100.00%
	\$ (33,603.67)	-86	
April-2017	\$ 40,794.81	90	95%
April-2018	\$ -	0	-100.00%
	\$ (40,794.81)	-90	
May-2017	\$ 61,363.25	119	35%
May-2018	\$ -	0	-100.00%
	\$ (61,363.25)	-119	
June-2017	\$ 76,932.28	136	15%
June-2018	\$ -	0	-100.00%
	\$ (76,932.28)	-136	
FYTD 2017	\$ 1,033,643.21		
FYTD 2018	\$ 683,354.13		