

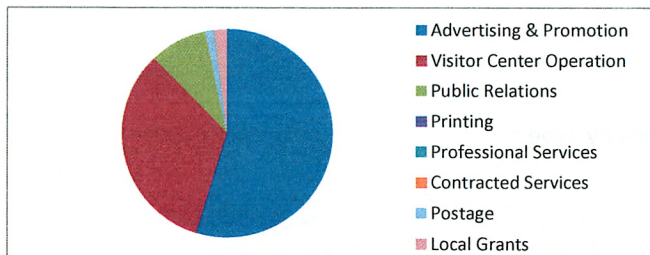
JACKSON COUNTY TOURISM DEVELOPMENT AUTHORITY
HIGHLIGHTS
September 30, 2014

- * August Room Occupancy Tax collections totaled \$124,493.55, with \$1,410.00 collected for penalties. The YTD collection total is \$369,586.78 - 50.76% of budget.
- * 162 units reported for August rentals. The collections were up 3% from the same period in 2013. The total increase for the fiscal year is 5.71%

- The cash balance at September 30, 2014 is \$553,033.65. The cash balance at September 30, 2013 was \$438,755.49. This is an increase of \$114,278.16 - 26.05%.

- The expenses for September were \$31,448.64. The YTD expenses totaled \$126,322.34 with encumbrances of \$0.00, for a combined total of \$94,873.70 - 17.35% of budget.

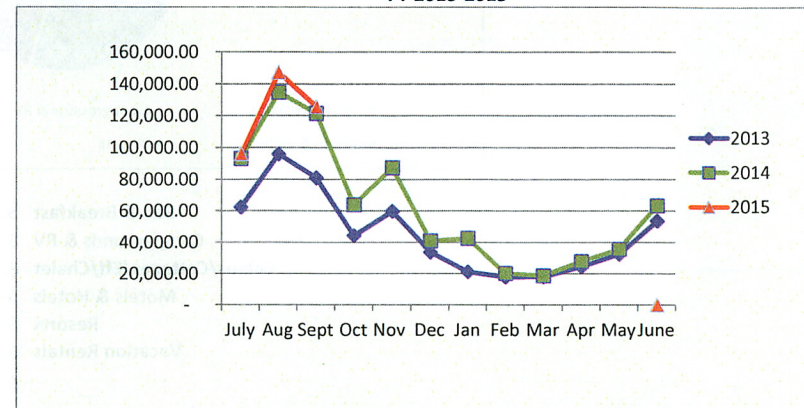
TDA Expenses as of September 30, 2014



Advertising & Promotion	\$	64,985.02
Visitor Center Operation	\$	39,107.06
Public Relations	\$	10,547.98
Printing	\$	-
Professional Services	\$	-
Contracted Services	\$	-
Postage	\$	1,598.51
Local Grants	\$	2,400.00
Other	\$	7,683.77
	\$	<u>126,322.34</u>

Fiscal YTD Collections

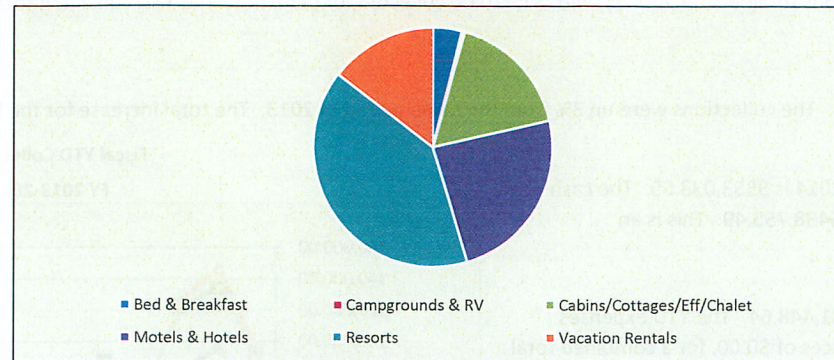
FY 2013-2015



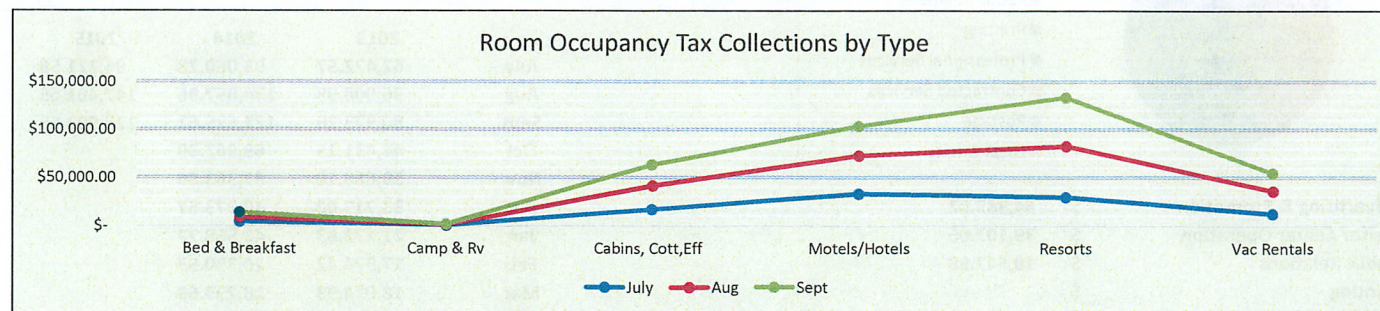
	2013	2014	2015
July	62,472.57	93,080.28	96,221.58
Aug	96,008.98	134,857.96	147,461.65
Sept	80,973.26	121,675.61	125,903.55
Oct	44,431.15	63,962.39	
Nov	59,688.10	87,363.89	
Dec	33,719.00	40,973.57	
Jan	21,172.63	42,568.77	
Feb	17,974.42	20,330.53	
Mar	18,014.93	18,799.63	
Apr	24,612.72	27,933.10	
May	32,490.92	35,637.25	
June	53,659.38	63,411.93	-
	<u>\$ 545,218.06</u>	<u>\$ 750,594.91</u>	<u>\$ 369,586.78</u>



**Room Occupancy Tax Collections
9/30/14 for August Rentals**



Bed & Breakfast	\$ 4,888.03
Campgrounds & RV	\$ 483.14
Cabins/Cottages/Eff/Chalet	\$ 21,577.98
Motels & Hotels	\$ 30,149.34
Resorts	\$ 50,379.48
Vacation Rentals	\$ 18,425.58
	<u>\$ 125,903.55</u>



COLLECTIONS BY TYPE

	Bed & Breakfast	Camp & Rv	Cabins, Cott, Eff	Motels/Hotels	Resorts	Vac Rentals	Totals
July	\$ 4,002.68	\$ 411.00	\$ 16,662.09	\$ 32,927.25	\$ 29,640.52	\$ 12,298.04	\$ 95,941.58
Aug	\$ 4,785.28	\$ 600.79	\$ 24,896.69	\$ 40,103.33	\$ 53,357.34	\$ 23,718.22	\$ 147,461.65
Sept	\$ 4,888.03	\$ 483.14	\$ 21,577.98	\$ 30,149.34	\$ 50,379.48	\$ 18,425.58	\$ 125,903.55
	<u>\$ 13,675.99</u>	<u>\$ 1,494.93</u>	<u>\$ 63,136.76</u>	<u>\$ 103,179.92</u>	<u>\$ 133,377.34</u>	<u>\$ 54,441.84</u>	<u>\$ 369,306.78</u>
% By Type	3.70%	0.40%	17.10%	27.94%	36.12%	14.74%	100.00%