

JACKSON COUNTY TOURISM DEVELOPMENT AUTHORITY

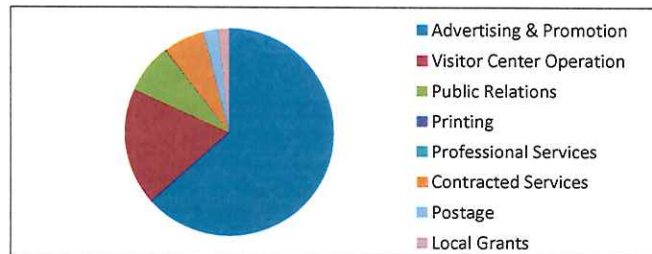
October 31, 2016

- * October Room Occupancy Tax collections totaled \$93,889.81 with \$210.60 collected for penalties. The YTD collection total is \$412,144.23 - 43.22% of budget.
- * 154 units reported for September rentals. The collections were up 16.50% from the same period in 2015. The total increase for the fiscal year is 12.19%.

- * The cash balance at October 31, 2016 is \$647,392.31.

- The expenses for October were \$72,705.87. The YTD expenses totaled \$310,038.85 with encumbrances of \$0.00, for a combined total of \$310,038.85 - 32.52% of budget.

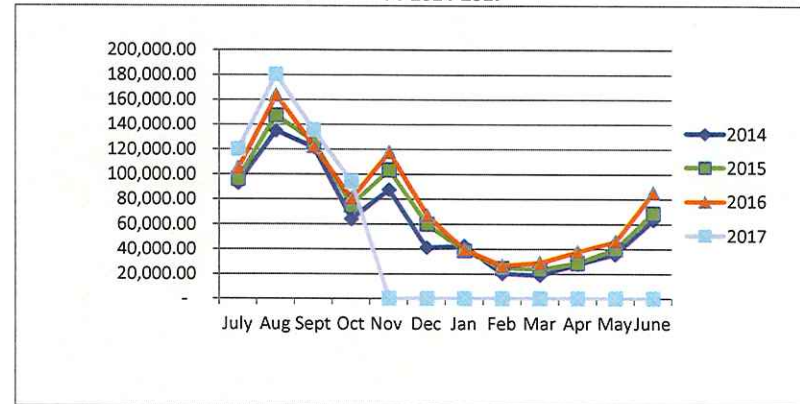
TDA Expenses as of October 31, 2016



Advertising & Promotion	\$	44,912.54
Visitor Center Operation	\$	13,037.98
Public Relations	\$	5,375.00
Printing	\$	(91.09)
Professional Services	\$	-
Contracted Services	\$	4,500.00
Postage	\$	1,658.35
Local Grants	\$	1,200.00
Other	\$	2,113.09
	\$	72,705.87

Fiscal YTD Collections

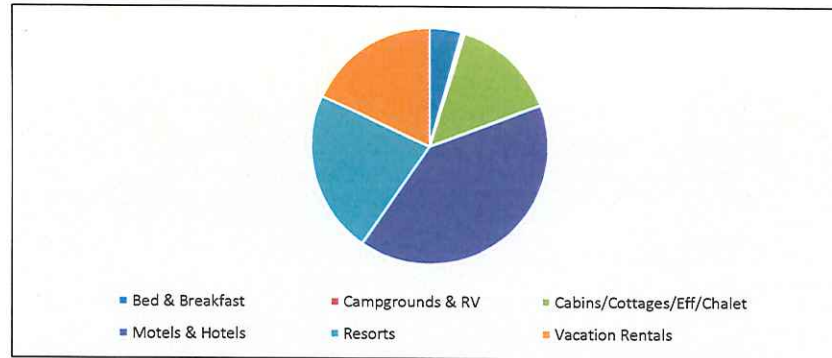
FY 2014-2017



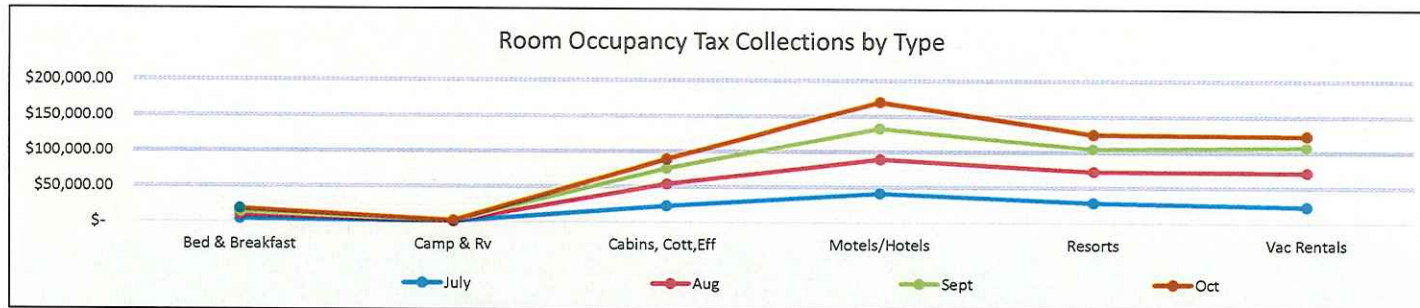
	2014	2015	2016	2017
July	93,080.28	96,221.58	105,354.28	119,861.04
Aug	134,857.96	147,461.65	163,948.85	180,394.59
Sept	121,675.61	125,903.55	122,331.68	135,649.23
Oct	63,962.39	74,811.18	80,775.31	94,100.41
Nov	87,363.89	103,282.77	117,640.33	-
Dec	40,973.57	60,051.55	66,956.10	-
Jan	42,568.77	38,604.76	39,690.82	-
Feb	20,330.53	24,590.98	26,696.45	-
Mar	18,799.63	23,634.98	29,114.84	-
Apr	27,933.10	28,549.12	37,797.19	-
May	35,637.25	39,890.53	46,472.01	-
June	63,411.93	68,723.19	85,145.38	-
	\$ 750,594.91	\$ 831,725.84	\$ 921,923.24	\$ 530,005.27



**Room Occupancy Tax Collections
10/31/16 for September Rentals**



Bed & Breakfast	\$	4,122.99
Campgrounds & RV	\$	393.79
Cabins/Cottages/Eff/Chalet	\$	13,663.46
Motels & Hotels	\$	37,907.38
Resorts	\$	20,982.05
Vacation Rentals	\$	17,030.74
	\$	94,100.41



COLLECTIONS BY TYPE

	Bed & Breakfast	Camp & Rv	Cabins, Cott, Eff	Motels/Hotels	Resorts	Vac Rentals	Totals
July	\$ 3,823.20	\$ 600.63	\$ 22,661.68	\$ 41,042.03	\$ 28,681.83	\$ 23,051.67	\$ 119,861.04
Aug	\$ 5,642.32	\$ 624.15	\$ 31,727.11	\$ 48,761.11	\$ 44,631.44	\$ 49,008.46	\$ 180,394.59
Sept	\$ 4,588.41	\$ 546.43	\$ 21,389.88	\$ 42,863.94	\$ 31,289.82	\$ 34,970.75	\$ 135,649.23
Oct	\$ 4,122.99	\$ 393.79	\$ 13,663.46	\$ 37,907.38	\$ 20,982.05	\$ 17,030.74	\$ 94,100.41
Nov							\$ -
Dec							\$ -
Jan							\$ -
Feb							\$ -
March							\$ -
April							\$ -
May							\$ -
June	\$ -	\$ -	\$ -	\$ -	\$ -	\$ -	\$ -
	\$ 18,176.92	\$ 2,165.00	\$ 89,442.13	\$ 170,574.46	\$ 125,585.14	\$ 124,061.62	\$ 530,005.27
% By Type	3.43%	0.41%	16.88%	32.18%	23.70%	23.41%	100.00%