

# JACKSON COUNTY TOURISM DEVELOPMENT AUTHORITY

## HIGHLIGHTS

August 31, 2015

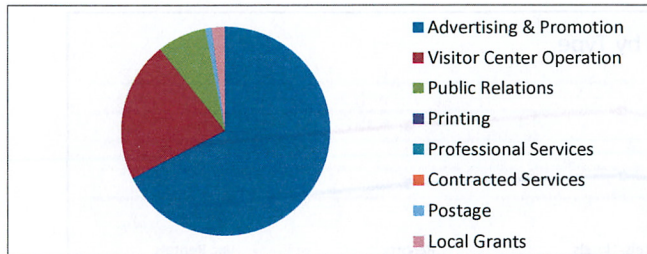
\* July Room Occupancy Tax collections totaled \$163,788.85 with \$160.00 collected for penalties. The YTD collection total is \$269,303.13 - 32.52% of budget.

\* 161 units reported for July rentals. The collections were up 11% from the same period in 2014. The total increase for the fiscal year is 10.51%.

\* The cash balance at August 31, 2015 is \$498,493.40

The expenses for August were \$63,200.01. The YTD expenses totaled \$90,125.90 with encumbrances of \$0.00, for a combined total of \$90,125.90 -10.88% of budget.

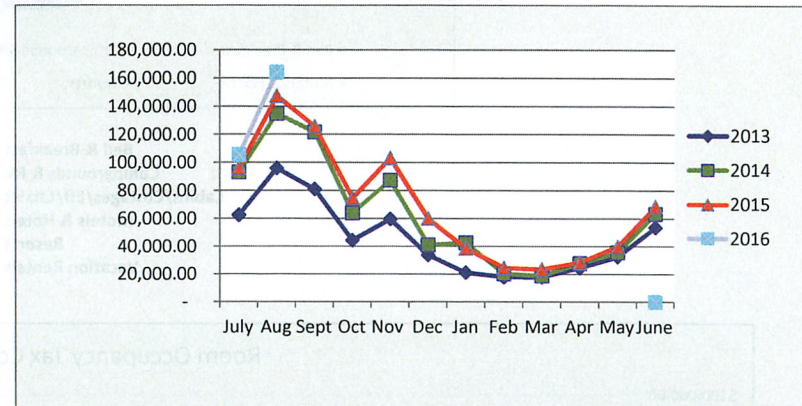
TDA Expenses as of August 31, 2015



Advertising & Promotion	\$	40,073.49
Visitor Center Operation	\$	12,980.00
Public Relations	\$	4,500.00
Printing	\$	-
Professional Services	\$	-
Contracted Services	\$	-
Postage	\$	608.31
Local Grants	\$	1,200.00
Other	\$	3,838.21
	\$	63,200.01

Fiscal YTD Collections

FY 2013-2016

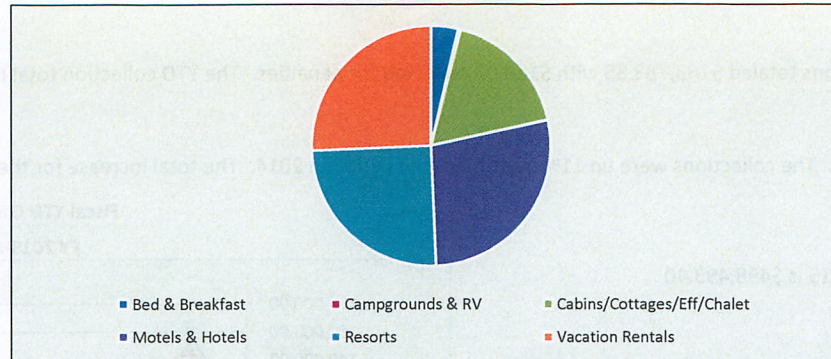


	2013	2014	2015	2016
July	62,472.57	93,080.28	96,221.58	105,354.28
Aug	96,008.98	134,857.96	147,461.65	163,948.85
Sept	80,973.26	121,675.61	125,903.55	
Oct	44,431.15	63,962.39	74,811.18	
Nov	59,688.10	87,363.89	103,282.77	
Dec	33,719.00	40,973.57	60,051.55	
Jan	21,172.63	42,568.77	38,604.76	
Feb	17,974.42	20,330.53	24,590.98	
Mar	18,014.93	18,799.63	23,634.98	
Apr	24,612.72	27,933.10	28,549.12	
May	32,490.92	35,637.25	39,890.53	
June	53,659.38	63,411.93	68,723.19	-
	\$ 545,218.06	\$ 750,594.91	\$ 831,725.84	\$ 269,303.13

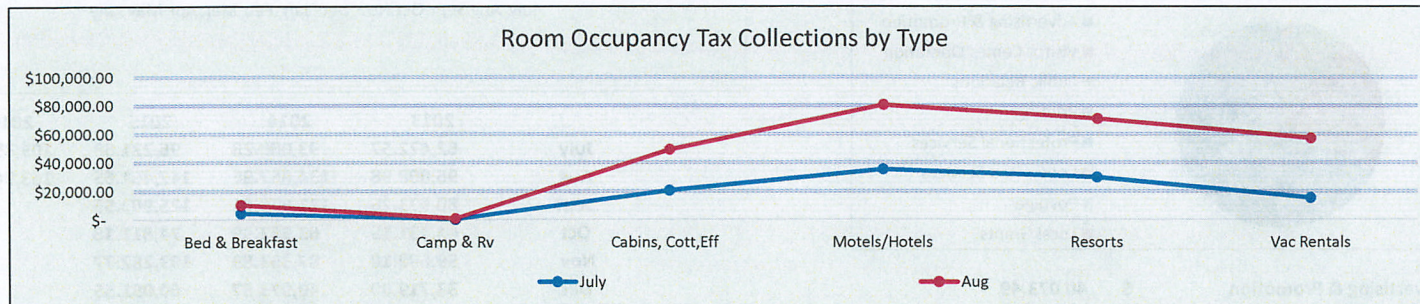




**Room Occupancy Tax Collections**  
**8/31/15 for July Rentals**



Bed & Breakfast	\$	5,948.89
Campgrounds & RV	\$	613.12
Cabins/Cottages/Eff/Chalet	\$	28,777.11
Motels & Hotels	\$	45,458.23
Resorts	\$	41,137.84
Vacation Rentals	\$	42,013.66
	\$	163,948.85



**COLLECTIONS BY TYPE**

	Bed & Breakfast	Camp & Rv	Cabins, Cott, Eff	Motels/Hotels	Resorts	Vac Rentals	Totals
July	\$ 4,505.66	\$ 353.08	\$ 20,438.43	\$ 35,148.63	\$ 29,640.44	\$ 15,268.04	\$ 105,354.28
Aug	\$ 5,948.89	\$ 613.12	\$ 28,777.11	\$ 45,458.23	\$ 41,137.84	\$ 42,013.66	\$ 163,948.85
Sept							\$ -
Oct							\$ -
Nov							\$ -
Dec							\$ -
Jan							\$ -
Feb							\$ -
March							\$ -
April							\$ -
May							\$ -
June	\$ -	\$ -	\$ -	\$ -	\$ -	\$ -	\$ -
	\$ 10,454.55	\$ 966.20	\$ 49,215.54	\$ 80,606.86	\$ 70,778.28	\$ 57,281.70	\$ 269,303.13
<b>% By Type</b>	<b>3.88%</b>	<b>0.36%</b>	<b>18.28%</b>	<b>29.93%</b>	<b>26.28%</b>	<b>21.27%</b>	<b>100.00%</b>