

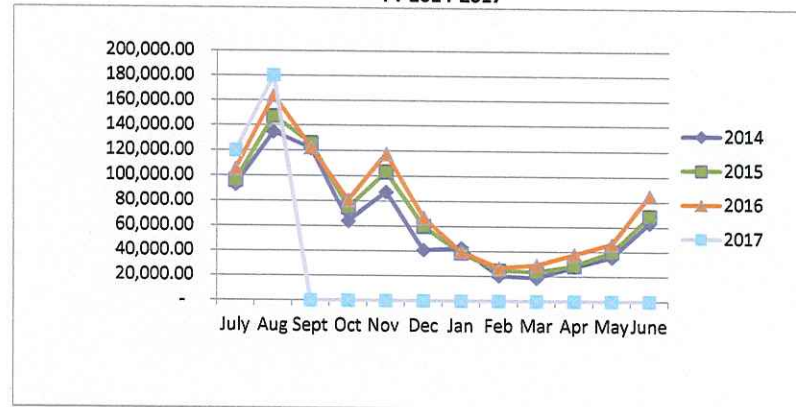
JACKSON COUNTY TOURISM DEVELOPMENT AUTHORITY

August 31, 2016

- * July Room Occupancy Tax collections totaled \$180,244.58 with \$150.00 collected for penalties. The YTD collection total is \$302,255.63 - 31.70% of budget.
- * 172 units reported for July rentals. The collections were up 10.03% from the same period in 2015. The total increase for the fiscal year is 11.49%.

Fiscal YTD Collections

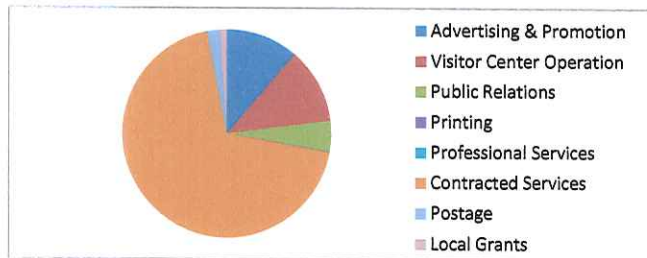
FY 2014-2017



- * The cash balance at August 31, 2016 is \$581,377.18.

- * The expenses for August were \$115,290.06. The YTD expenses totaled \$146,365.70 with encumbrances of \$0.00, for a combined total of \$146,365.70 - 15.35% of budget.

TDA Expenses as of August 31, 2016

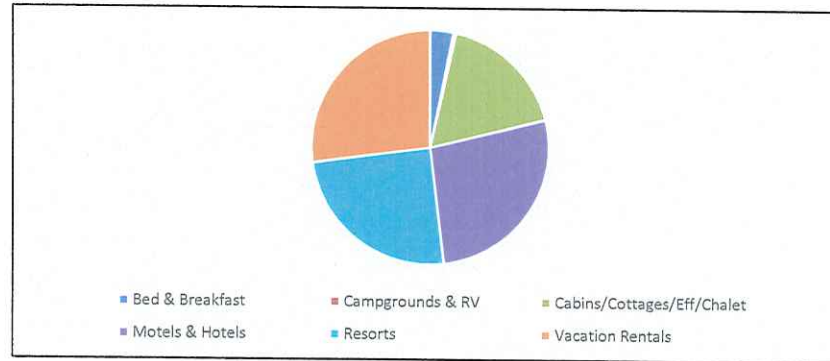


Advertising & Promotion	\$	12,382.50
Visitor Center Operation	\$	13,114.40
Public Relations	\$	5,375.00
Printing	\$	(91.09)
Professional Services	\$	-
Contracted Services	\$	76,647.05
Postage	\$	2,284.35
Local Grants	\$	1,200.00
Other	\$	4,377.85
Total	\$	115,290.06

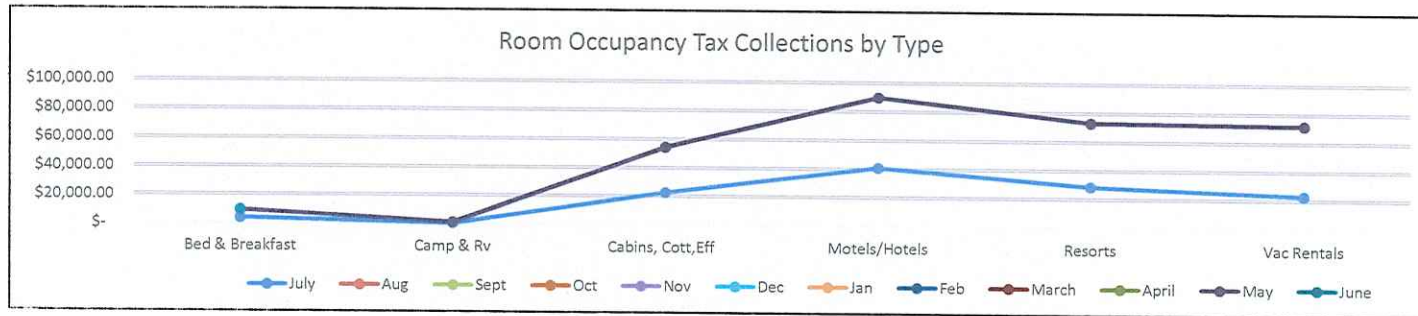
	2014	2015	2016	2017
July	93,080.28	96,221.58	105,354.28	119,861.04
Aug	134,857.96	147,461.65	163,948.85	180,394.59
Sept	121,675.61	125,903.55	122,331.68	-
Oct	63,962.39	74,811.18	80,775.31	-
Nov	87,363.89	103,282.77	117,640.33	-
Dec	40,973.57	60,051.55	66,956.10	-
Jan	42,568.77	38,604.76	39,690.82	-
Feb	20,330.53	24,590.98	26,696.45	-
Mar	18,799.63	23,634.98	29,114.84	-
Apr	27,933.10	28,549.12	37,797.19	-
May	35,637.25	39,890.53	46,472.01	-
June	63,411.93	68,723.19	85,145.38	-
Total	\$ 750,594.91	\$ 831,725.84	\$ 921,923.24	\$ 300,255.63



**Room Occupancy Tax Collections
8/31/16 for July Rentals**



Bed & Breakfast	\$	5,642.32
Campgrounds & RV	\$	624.15
Cabins/Cottages/Eff/Chalet	\$	31,727.11
Motels & Hotels	\$	48,761.11
Resorts	\$	44,631.44
Vacation Rentals	\$	49,008.46
	\$	180,394.59



COLLECTIONS BY TYPE

	Bed & Breakfast	Camp & Rv	Cabins, Cott, Eff	Motels/Hotels	Resorts	Vac Rentals	Totals
July	\$ 3,823.20	\$ 600.63	\$ 22,661.68	\$ 41,042.03	\$ 28,681.83	\$ 23,051.67	\$ 119,861.04
Aug	\$ 5,642.32	\$ 624.15	\$ 31,727.11	\$ 48,761.11	\$ 44,631.44	\$ 49,008.46	\$ 180,394.59
Sept							\$ -
Oct							\$ -
Nov							\$ -
Dec							\$ -
Jan							\$ -
Feb							\$ -
March							\$ -
April							\$ -
May							\$ -
June	\$ -	\$ -	\$ -	\$ -	\$ -	\$ -	\$ -
	\$ 9,465.52	\$ 1,224.78	\$ 54,388.79	\$ 89,803.14	\$ 73,313.27	\$ 72,060.13	\$ 300,255.63
% By Type	3.15%	0.41%	18.11%	29.91%	24.42%	24.00%	100.00%