

**JACKSON COUNTY TOURISM
DEVELOPMENT
AUTHORITY**



**FINANCIAL REPORT
FEBRUARY 28, 2026**

JACKSON COUNTY TOURISM DEVELOPMENT AUTHORITY

February 28, 2026

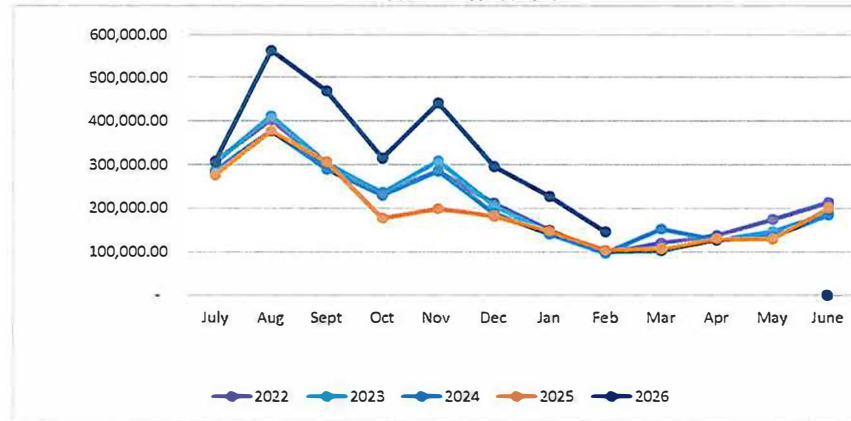
* February Room Occupancy Tax collections totaled \$144,965.96 with \$1,605.18 collected for penalties. The YTD collection total is \$2,446,179.99 - 70.36% of budget. The Airbnb total was \$69,009.20; the Home Away/VRBO total was \$8,719.83; and the VACASA,NC total was \$3,824.06.

* 71 accounts reported for January rentals (decrease of 3 accounts from last year). The collections were up 40.75% from the same period in 2025.

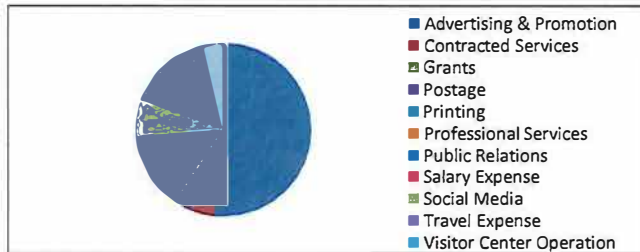
* The cash balance at February 28, 2026 was \$274,974.37 and investments totaled \$3,500,000.

The expenses for February were \$182,585.74. The FYTD expenses totaled \$2,072,746.53 with encumbrances of \$65,763.30, for a combined total of \$2,138,509.83 - 55.74% of budget.

Fiscal YTD Collections



TDA Expenses as of February 28, 2026

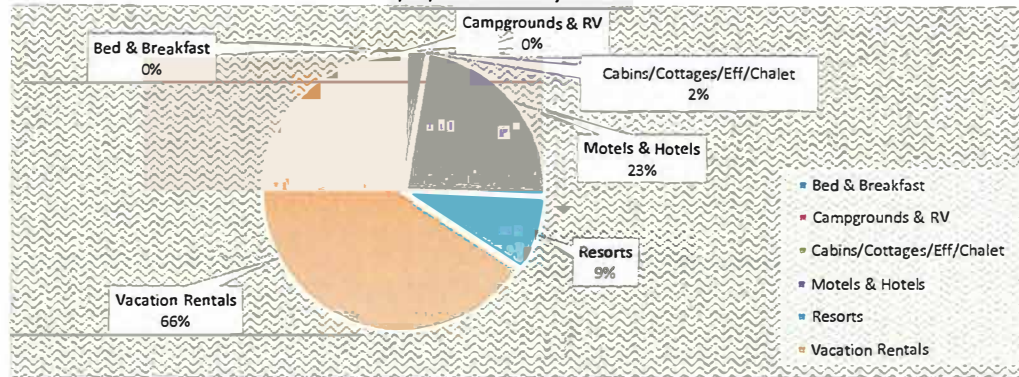


Advertising & Promotion	\$ 94,529.56
Contracted Services	\$ 7,693.53
Grants	\$ -
Postage	\$ 5,352.92
Printing	\$ -
Professional Services	\$ 1,354.17
Public Relations	\$ 8,572.47
Salary Expense	\$ 17,099.71
Social Media	\$ 12,857.11
Travel Expense	\$ 497.00
Visitor Center Operation	\$ 28,122.00
Capital Projects	\$ -
Other	\$ 6,507.27
Total	\$ 182,585.74

	2022	2023	2024	2025	2026
July	306,871.17	302,567.11	285,430.89	276,689.65	306,652.00
Aug	402,414.91	410,949.64	376,478.34	376,774.10	561,413.72
Sept	296,676.95	301,922.72	289,116.07	305,929.82	468,254.13
Oct	236,495.92	235,450.13	229,745.47	178,664.06	313,730.30
Nov	285,094.57	307,778.37	285,381.98	200,505.68	441,022.82
Dec	212,552.55	206,012.13	189,325.49	183,035.71	295,471.35
Jan	150,929.14	146,534.48	141,538.21	148,345.35	227,104.30
Feb	98,820.63	100,429.24	97,063.80	104,135.28	146,571.14
Mar	120,494.03	102,142.20	153,142.20	107,065.49	-
Apr	138,246.01	127,334.09	127,759.55	129,568.03	-
May	175,198.14	147,200.16	135,318.67	130,002.73	-
June	213,644.17	188,605.49	185,581.58	200,678.83	-
Total	2,637,438.19	2,576,925.76	2,495,882.25	2,341,394.73	2,760,219.76

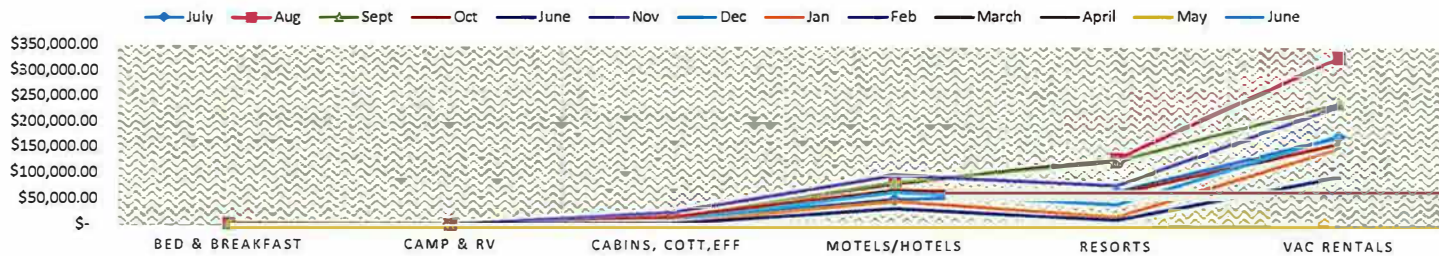


**Room Occupancy Tax Collections
2/28/26 for January Rentals**



Bed & Breakfast	\$	219.36
Campgrounds & RV	\$	234.69
Cabins/Cottages/Eff/Chalet	\$	3,342.99
Motels & Hotels	\$	33,772.96
Resorts	\$	12,606.12
Vacation Rentals	\$	96,395.02
	\$	146,571.14

ROOM OCCUPANCY TAX COLLECTIONS BY TYPE



COLLECTIONS BY TYPE

	Bed & Breakfast	Camp & Rv	Cabins, Cott, Eff	Motels/Hotels	Resorts	Vac Rentals	Totals
July	\$ 853.76	\$ 561.90	\$ 12,576.91	\$ 51,552.94	\$ 67,462.48	\$ 173,644.01	\$ 306,652.00
Aug	\$ 1,743.60	\$ 1,044.28	\$ 15,503.36	\$ 82,128.01	\$ 130,943.27	\$ 330,051.20	\$ 561,413.72
Sept	\$ 1,632.57	\$ 820.12	\$ 14,042.85	\$ 84,751.86	\$ 127,138.94	\$ 239,867.79	\$ 468,254.13
Oct	\$ 1,837.73	\$ 418.14	\$ 17,252.71	\$ 69,493.87	\$ 63,943.31	\$ 160,784.54	\$ 313,730.30
Nov	\$ 1,837.38	\$ 510.58	\$ 25,062.71	\$ 98,487.46	\$ 80,254.88	\$ 234,869.81	\$ 441,022.82
Dec	\$ 1,087.60	\$ 480.80	\$ 9,408.16	\$ 65,556.93	\$ 42,665.81	\$ 176,272.05	\$ 295,471.35
Jan	\$ 1,827.07	\$ 427.96	\$ 5,967.96	\$ 48,037.57	\$ 18,711.27	\$ 152,132.47	\$ 227,104.30
Feb	\$ 219.36	\$ 234.69	\$ 3,342.99	\$ 33,772.96	\$ 12,606.12	\$ 96,395.02	\$ 146,571.14
March							
April							
May							
June							
	\$ 11,039.07	\$ 4,498.47	\$ 103,157.65	\$ 533,781.60	\$ 543,726.08	\$ 1,564,016.89	\$ 2,760,219.76
% By Type	0.40%	0.16%	3.74%	19.34%	19.70%	56.66%	100.00%



JACKSON COUNTY TOURISM DEVELOPMENT AUTHORITY

TOTAL ROOM OCCUPANCY TAX COLLECTIONS BY MONTH

Month	Tax Collected	# Units Reporting	% of Inc/Dec
July-2024	\$ 276,689.65	92	
July-2025	\$ 306,652.00	<u>102</u>	10.83%
	\$ 29,962.35	10	
August-2024	\$ 376,774.10	91	
August-2025	\$ 561,413.72	<u>100</u>	49.01%
	\$ 184,639.62	9	
September-2024	\$ 305,929.82	97	
September-2025	\$ 468,254.13	<u>105</u>	53.06%
	\$ 162,324.31	8	
October-2024	\$ 178,664.06	83	
October-2025	\$ 313,730.30	<u>99</u>	75.60%
	\$ 135,066.24	16	
November-2024	\$ 200,505.68	88	
November-2025	\$ 441,022.82	<u>103</u>	119.96%
	\$ 240,517.14	15	
December-2024	\$ 183,035.71	80	
December-2025	\$ 295,471.35	<u>94</u>	61.43%
	\$ 112,435.64	14	
January-2025	\$ 148,345.35	87	
January-2026	\$ 227,104.30	<u>82</u>	53.09%
	\$ 78,758.95	-5	
February-2025	\$ 104,135.28	74	
February-2026	\$ 146,571.14	<u>71</u>	40.75%
	\$ 42,435.86	-3	
March-2025	\$ 107,065.49	75	
March-2026	\$ -	<u>0</u>	-100.00%
	\$ (107,065.49)	-75	
April-2025	\$ 129,568.03	80	
April-2026	\$ -	<u>0</u>	-100.00%
	\$ (129,568.03)	-80	
May-2025	\$ 130,002.73	80	
May-2026	\$ -	<u>80</u>	-100.00%
	\$ (130,002.73)	0	
June-2025	\$ 200,678.83	87	
June-2026	\$ -	<u>0</u>	-100.00%
	\$ (200,678.83)	-87	
FYTD 2024	\$ 2,341,394.73		
FYTD 2025	\$ 2,760,219.76		

COUNTY OF JACKSON
 Trial Balance - Balance Sheet Accounts
 Report dates 02/01/2026 - thru - 02/28/2026

Account Number	Account Description	Beginning Balance Dr (Cr)	Debits	Credits	Ending Balance Dr (Cr)
24-1110-000-00	CASH ON HAND	305,060.73	172,414.22	202,500.58	274,974.37
24-1130-000-00	CASH IN TIME DEPOSIT	3,500,000.00	0.00	0.00	3,500,000.00
24-1231-000-00	ACCOUNTS RECEIVABLE	0.00	0.00	0.00	0.00
24-1232-892-00	ACCTS RECEIVABLE SALES TAX	750.69	930.37	0.00	1,681.06
24-1232-893-00	ACCTS RECEIVABLE SALES TAX	3.23	0.00	0.00	3.23
24-1750-000-01	PROPERTY AND EQUIPMENT	10,844.20	0.00	0.00	10,844.20
24-1800-000-00	ACCUMULATED DEPRECIATION	(2,711.05)	0.00	0.00	(2,711.05)
Total Asset		3,813,947.80	173,344.59	202,500.58	3,784,791.81
24-2100-000-00	ACCOUNTS PAYABLE	0.00	196,398.37	196,398.37	0.00
24-2200-175-00	FEDERAL TAX PAYABLE	(15.78)	1,458.90	1,458.90	(15.78)
24-2200-176-00	STATE TAX PAYABLE	(6.00)	408.00	408.00	(6.00)
24-2200-181-00	FICA TAX PAYABLE	0.00	787.03	787.03	0.00
24-2200-182-00	RETIREMENT PAYABLE	(3,853.09)	6,458.10	2,583.24	21.77
24-2200-187-00	MEDICARE TAX PAYABLE	0.00	184.06	184.06	0.00
24-2900-000-00	FUND BALANCE	(3,145,037.45)	0.00	0.00	(3,145,037.45)
24-2900-000-01	RES BY STATE STATUTE	(190,942.00)	0.00	0.00	(190,942.00)
24-2912-000-00	RESERVE FOR ENCUMBRANCES	32,178.46	214,453.14	181,288.76	65,342.84
24-2912-000-01	RESERVE FOR ENCUMBRANCES-PRIOR YEAR	(32,178.46)	181,288.76	214,453.14	(65,342.84)
24-3000-000-00	REVENUE CONTROL	(2,364,254.27)	0.00	157,304.61	(2,521,558.88)
24-4000-000-00	EXPENDITURE CONTROL	1,890,160.79	200,151.81	17,566.07	2,072,746.53
Total Liability		(3,813,947.80)	801,588.17	772,432.18	(3,784,791.81)
Total TOURISM DEVELOPMENT AUTH		0.00	974,932.76	974,932.76	0.00

COUNTY OF JACKSON
Income Statement
Report dates 07/01/2025 - thru - 02/28/2026

Account Number	Description	Adjusted Budget 07/01/2025 02/28/2026	Debits and Credits 02/01/2026 02/28/2026	Debits and Credits 07/01/2025 02/28/2026	Encumbrances 07/01/2025 02/28/2026	Balance 07/01/2025 02/28/2026	% Used
24-3230-130-00	JACKSON COUNTY TDA	3,476,549.00	144,965.96	2,446,179.99	0.00	1,030,369.01	70.36
TAX REVENUE		3,476,549.00	144,965.96	2,446,179.99	0.00	1,030,369.01	70.36
24-3270-170-01	JACKSON TDA - PENALTY	5,000.00	1,605.18	7,387.57	0.00	-2,387.57	147.75
PENALTY & INTEREST		5,000.00	1,605.18	7,387.57	0.00	-2,387.57	147.75
24-3831-491-00	INVESTMENT EARNINGS	60,000.00	10,733.47	67,991.32	0.00	-7,991.32	113.32
REVENUES		60,000.00	10,733.47	67,991.32	0.00	-7,991.32	113.32
24-3991-000-00	FUND BALANCE	295,322.00	0.00	0.00	0.00	295,322.00	0.00
FUND BALANCE		295,322.00	0.00	0.00	0.00	295,322.00	0.00
DEPARTMENT TOTAL Revenue		3,836,871.00	157,304.61	2,521,558.88	0.00	1,315,312.12	65.72
24-4926-121-00	SALARIES & WAGES	165,022.00	12,694.00	114,245.96	0.00	50,776.04	69.23
24-4926-170-00	BOARD MEMBER EXPENSE	1,050.00	0.00	203.99	0.00	846.01	19.43
24-4926-181-00	SOCIAL SECURITY CONTRIBU	11,225.00	787.03	7,083.25	0.00	4,141.75	63.10
24-4926-182-00	RETIREMENT EXPENSE	24,623.00	1,821.60	16,394.40	0.00	8,228.60	66.58
24-4926-183-00	HOSPITALIZATION INSURANC	23,163.00	1,553.36	14,176.70	0.00	8,986.30	61.20
24-4926-185-00	UNEMPLOYMENT INSURANCE	628.00	59.66	341.72	0.00	286.28	54.41
24-4926-186-00	WORKMAN'S COMPENSATION	2,299.00	0.00	2,299.00	0.00	0.00	0.00
24-4926-187-00	MEDICARE TAX	2,625.00	184.06	1,656.56	0.00	968.44	63.11
24-4926-190-00	PROFESSIONAL SER-COUNTY	16,250.00	1,354.17	10,833.36	0.00	5,416.64	66.67
24-4926-191-00	PROFESSIONAL SERVICES-AU	9,500.00	0.00	7,607.00	0.00	1,893.00	80.07
24-4926-192-00	LEGAL SERVICES	2,000.00	550.00	7,495.00	0.00	-5,495.00	374.75
24-4926-260-00	OFFICE SUPPLIES AND MATE	6,000.00	54.28	1,081.14	0.00	4,918.86	18.02
24-4926-299-00	MISCELLANEOUS	11,640.00	0.00	6,930.34	0.00	4,709.66	59.54
24-4926-311-00	TRAVEL	36,000.00	497.00	5,120.67	1,146.00	29,733.33	17.41
24-4926-321-00	TELEPHONE	4,600.00	727.29	5,665.92	0.00	-1,065.92	123.17
24-4926-321-01	TELEPHONE-VISITOR CENTER	0.00	0.00	-98.00	0.00	98.00	0.00
24-4926-321-02	TELEPHONE-TDA	6,000.00	498.28	3,455.86	0.00	2,544.14	57.60
24-4926-325-00	POSTAGE	55,570.00	5,352.92	22,675.49	0.00	32,894.51	40.81
24-4926-331-00	UTILITIES	3,200.00	886.77	2,498.73	0.00	701.27	78.09
24-4926-341-00	PRINTING	129,941.00	0.00	1,502.08	31,824.46	96,614.46	25.65
24-4926-351-00	REPAIRS & MAINT-BUILDING	500.00	0.00	0.00	0.00	500.00	0.00
24-4926-370-00	AD FIRM MEDIA	600,000.00	43,001.67	189,531.69	0.00	410,468.31	31.59
24-4926-370-01	WEBSITE SERVICE	35,200.00	4,167.00	63,002.00	2,172.38	-29,974.38	185.15

COUNTY OF JACKSON
Income Statement
Report dates 07/01/2025 - thru - 02/28/2026

Account Number	Description	Adjusted Budget	Debits and Credits	Debits and Credits	Encumbrances	Balance	% Used
		07/01/2025 02/28/2026	02/01/2026 02/28/2026	07/01/2025 02/28/2026	07/01/2025 02/28/2026	07/01/2025 02/28/2026	
24-4926-370-02	CREATIVE & PRODUCTION SE	85,000.00	7,083.00	55,581.00	0.00	29,419.00	65.39
24-4926-370-03	DIGITAL CAMPAIGN REPORTI	15,000.00	1,250.00	9,850.00	0.00	5,150.00	65.67
24-4926-370-04	E-MAIL CAMPAIGNS	30,000.00	2,500.00	20,410.00	0.00	9,590.00	68.03
24-4926-370-05	SEM MANAGEMENT	207,520.00	19,069.61	135,513.11	0.00	72,006.89	65.30
24-4926-370-09	SOCIAL MEDIA SPEND	168,000.00	12,857.11	87,087.34	25,200.00	55,712.66	66.84
24-4926-393-00	VISITOR CENTER OPERATION	249,465.00	28,122.00	180,276.00	0.00	69,189.00	72.27
24-4926-393-01	PUBLIC RELATIONS	133,000.00	8,572.47	77,361.36	0.00	55,638.64	58.17
24-4926-393-02	CONTRACTED SERVICES	22,000.00	1,833.33	14,666.64	0.00	7,333.36	66.67
24-4926-393-03	CONTRACTED SERVICES-RECO	1,400.00	100.00	200.00	0.00	1,200.00	14.29
24-4926-393-06	CONTRACTED-AD FIRM RETAI	50,000.00	4,167.00	34,569.00	0.00	15,431.00	69.14
24-4926-393-07	CONTRACTED SERVICES-STR	12,200.00	0.00	12,084.48	0.00	115.52	99.05
24-4926-393-08	CONTRACTED-AD FIRM MISC	30,000.00	2,500.00	18,741.91	0.00	11,258.09	62.47
24-4926-393-11	SOFTWARE, INTERNET, MISC S	45,936.00	10,791.28	41,667.50	420.46	3,848.04	91.62
24-4926-393-14	CONTRACTED SERVICES-HR O	9,600.00	129.20	3,652.20	0.00	5,947.80	38.04
24-4926-393-15	RESEARCH AND ANALYTICS	70,469.00	0.00	61,000.00	0.00	9,469.00	86.56
24-4926-399-00	CONTRACTED SERVICES	62,450.00	5,631.00	43,711.62	0.00	18,738.38	69.99
24-4926-399-09	MEDIA MANAGEMENT	50,000.00	0.00	0.00	0.00	50,000.00	0.00
24-4926-412-00	BUILDING RENT	23,280.00	1,900.00	15,200.00	0.00	8,080.00	65.29
24-4926-454-00	INSURANCE	3,754.00	0.00	6,842.22	0.00	-3,088.22	182.26
24-4926-491-00	DUES AND SUBSCRIPTIONS	9,739.00	190.65	11,332.29	0.00	-1,593.29	116.36
24-4926-550-00	CAPITAL OUTLAY-EQUIPMENT	1,000.00	0.00	0.00	0.00	1,000.00	0.00
24-4926-550-01	CAPITAL PROJECTS	1,295,322.00	0.00	750,000.00	0.00	545,322.00	57.90
24-4926-699-00	GRANTS	100,000.00	0.00	6,797.00	5,000.00	88,203.00	11.80
24-4926-699-02	MISCELLANEOUS DONATIONS	11,700.00	1,700.00	2,500.00	0.00	9,200.00	21.37
24-4926-990-00	CONTINGENCY	3,000.00	0.00	0.00	0.00	3,000.00	0.00
TOURISM DEVELOPMENT AUTHORITY		3,836,871.00	182,585.74	2,072,746.53	65,763.30	1,698,361.17	55.74
DEPARTMENT TOTAL Expense		-3,836,871.00	-182,585.74	-2,072,746.53	65,763.30	-1,698,361.17	55.74
Fund 24 TOURISM DEVELOPMENT AUTH		0.00	-25,281.13	448,812.35	65,763.30	-383,049.05	60.73

BC2001 BEGINNING 02/01/26 ENDING 02/28/26

TRANS DATE	PO NUMBER	INVOICE NUMBER	CHECK NUMBER	TRANSACTION/ VENDOR NAME	BEGINNING BAL/BUDGET	DEBITS	CREDITS	BALANCE
------------	-----------	----------------	--------------	-----------------------------	-------------------------	--------	---------	---------

ACCOUNT # 24-4926-121-00 DESC: SALARIES & WAGES ASN:

02/01/26				BUDGET BALANCE	165,022.00			101,551.96
02/13/26	TLJ		JE-260993	JOE: TDA PAYROLL 2/13/26	0.00	6,347.00	0.00	107,898.96
02/27/26	TLJ		JE-261025	JOE: TDA PAYROLL 2/27/20	0.00	6,347.00	0.00	114,245.96
TOTALS					165,022.00	114,245.96	0.00	114,245.96

ACCOUNT # 24-4926-170-00 DESC: BOARD MEMBER EXPENSE ASN:

02/01/26				BUDGET BALANCE	1,050.00			203.99
TOTALS					1,050.00	204.27	0.28	203.99

ACCOUNT # 24-4926-181-00 DESC: SOCIAL SECURITY CONTRIBUTION ASN:

02/13/26	TLJ		JE-260994	JOE: TDA PAYROLL TAX DRA	0.00	393.52	0.00	6,689.74
02/27/26	TLJ		JE-261026	JOE: TDA TAX DRAFT 2/27/	0.00	393.51	0.00	7,083.25
TOTALS					11,225.00	7,083.25	0.00	7,083.25

ACCOUNT # 24-4926-182-00 DESC: RETIREMENT EXPENSE ASN:

02/01/26				BUDGET BALANCE	24,623.00			14,572.80
02/13/26	TLJ		JE-260994	JOE: TDA PAYROLL TAX DRA	0.00	910.80	0.00	15,483.60
02/27/26	TLJ		JE-261026	JOE: TDA TAX DRAFT 2/27/	0.00	910.80	0.00	16,394.40
TOTALS					24,623.00	16,394.40	0.00	16,394.40

ACCOUNT # 24-4926-183-00 DESC: HOSPITALIZATION INSURANCE ASN:

02/01/26				BUDGET BALANCE	23,163.00			12,623.34
02/25/26	1036647	04*2401001		COMPANION LIFE INSURANCE	0.00	203.41	0.00	12,826.75
02/25/26	020926	04*2400999		BCBS OF NC	0.00	1,349.95	0.00	14,176.70
TOTALS					23,163.00	14,266.79	90.09	14,176.70

ACCOUNT # 24-4926-185-00 DESC: UNEMPLOYMENT INSURANCE ASN:

02/01/26				BUDGET BALANCE	628.00			282.06
----------	--	--	--	----------------	--------	--	--	--------

ACCOUNT ACTIVITY ANALYSIS

BC2001

BEGINNING 02/01/26 ENDING 02/28/26

TRANS DATE	PO NUMBER	INVOICE NUMBER	CHECK NUMBER	TRANSACTION/ VENDOR NAME	BEGINNING BAL/BUDGET	DEBITS	CREDITS	BALANCE
ACCOUNT # 24-4926-185-00				DESC: UNEMPLOYMENT INSURANCE ASN:	=====> CONTINUED <=====			
02/13/26		TLJ	JE-260994	JOE: TDA PAYROLL TAX DRA	0.00	29.83	0.00	311.89
02/27/26		TLJ	JE-261026	JOE: TDA TAX DRAFT 2/27/	0.00	29.83	0.00	341.72
TOTALS					628.00	341.72	0.00	341.72
ACCOUNT # 24-4926-186-00				DESC: WORKMAN'S COMPENSATION ASN:				
02/01/26				BUDGET BALANCE	2,299.00			2,299.00
TOTALS					2,299.00	2,299.00	0.00	2,299.00
ACCOUNT # 24-4926-187-00				DESC: MEDICARE TAX ASN:				
02/13/26		TLJ	JE-260994	JOE: TDA PAYROLL TAX DRA	0.00	92.02	0.00	1,564.52
02/27/26		TLJ	JE-261026	JOE: TDA TAX DRAFT 2/27/	0.00	92.04	0.00	1,656.56
TOTALS					2,625.00	1,656.56	0.00	1,656.56
ACCOUNT # 24-4926-190-00				DESC: PROFESSIONAL SER-COUNTY ASN:				
02/01/26				BUDGET BALANCE	16,250.00			9,479.19
02/25/26		TLJ	JE-261017	JOE: TDA ADMIN 2/2026	0.00	1,354.17	0.00	10,833.36
TOTALS					16,250.00	10,833.36	0.00	10,833.36
ACCOUNT # 24-4926-191-00				DESC: PROFESSIONAL SERVICES-AUDIT ASN:				
02/01/26				BUDGET BALANCE	9,500.00			7,607.00
TOTALS					9,500.00	7,607.00	0.00	7,607.00
ACCOUNT # 24-4926-192-00				DESC: LEGAL SERVICES ASN:				
02/25/26		96003B	04*2401000	TEAGUE CAMPBELL	0.00	550.00	0.00	7,495.00
TOTALS					2,000.00	7,495.00	0.00	7,495.00

ACCOUNT ACTIVITY ANALYSIS

BC2001

BEGINNING 02/01/26 ENDING 02/28/26

TRANS DATE	PO NUMBER	INVOICE NUMBER	CHECK NUMBER	TRANSACTION/ VENDOR NAME	BEGINNING BAL/BUDGET	DEBITS	CREDITS	BALANCE
------------	-----------	----------------	--------------	-----------------------------	-------------------------	--------	---------	---------

ACCOUNT # 24-4926-192-00 DESC: LEGAL SERVICES ASN: =====> CONTINUED <=====

ACCOUNT # 24-4926-260-00 DESC: OFFICE SUPPLIES AND MATERIALS ASN:

02/01/26				BUDGET BALANCE	6,000.00			1,026.86
02/04/26		01/25/2026	04*2400990	BUSINESS CARD	0.00	56.08	0.00	1,082.94
02/04/26		01/25/2026	04*2400990	BUSINESS CARD	0.00	0.00	1.80	1,081.14
02/10/26		02/10/2026	UNPAID	BUSINESS CARD	0.00	0.00	56.08	1,025.06
02/10/26		02/10/2026	UNPAID	BUSINESS CARD	0.00	56.08	0.00	1,081.14
TOTALS					6,000.00	1,195.08	113.94	1,081.14

ACCOUNT # 24-4926-299-00 DESC: MISCELLANEOUS ASN:

02/01/26				BUDGET BALANCE	11,640.00			6,930.34
TOTALS					11,640.00	13,640.55	6,710.21	6,930.34

ACCOUNT # 24-4926-311-00 DESC: TRAVEL ASN:

02/04/26		01/25/2026	04*2400992	BUSINESS CARD	0.00	497.00	0.00	5,120.67
TOTALS					36,000.00	5,376.41	255.74	5,120.67

ACCOUNT # 24-4926-321-00 DESC: TELEPHONE ASN:

02/01/26				BUDGET BALANCE	4,600.00			4,938.63
02/01/26		6134230275	04*2400982	VERIZON WIRELESS	0.00	38.36	0.00	4,976.99
02/10/26		383241	04*2400993	BALSAMWEST	0.00	390.45	0.00	5,367.44
02/10/26		383242	04*2400993	BALSAMWEST	0.00	298.48	0.00	5,665.92
TOTALS					4,600.00	6,347.82	681.90	5,665.92

ACCOUNT # 24-4926-321-01 DESC: TELEPHONE-VISITOR CENTERS ASN:

02/01/26				BUDGET BALANCE	0.00			-98.00
TOTALS					0.00	0.00	98.00	-98.00

BC2001 BEGINNING 02/01/26 ENDING 02/28/26

TRANS DATE	PO NUMBER	INVOICE NUMBER	CHECK NUMBER	TRANSACTION/ VENDOR NAME	BEGINNING BAL/BUDGET	DEBITS	CREDITS	BALANCE
------------	-----------	----------------	--------------	-----------------------------	-------------------------	--------	---------	---------

ACCOUNT # 24-4926-321-01 DESC: TELEPHONE-VISITOR CENTERS ASN: =====> CONTINUED <=====

ACCOUNT # 24-4926-321-02 DESC: TELEPHONE-TDA ASN:

02/10/26		284296	04*2400993	BALSAMWEST	0.00	498.28	0.00	3,455.86
TOTALS					6,000.00	3,455.86	0.00	3,455.86

ACCOUNT # 24-4926-325-00 DESC: POSTAGE ASN:

02/01/26				BUDGET BALANCE	55,570.00			17,322.57
02/01/26		012826	04*2400983	RESERVE ACCOUNT	0.00	5,000.00	0.00	22,322.57
02/11/26		3322075940	04*2400998	PITNEY BOWES INC.	0.00	372.79	0.00	22,695.36
02/11/26		3322075940	04*2400998	PITNEY BOWES INC.	0.00	0.00	19.87	22,675.49
TOTALS					55,570.00	22,763.64	88.15	22,675.49

ACCOUNT # 24-4926-331-00 DESC: UTILITIES ASN:

02/01/26				BUDGET BALANCE	3,200.00			1,611.96
02/01/26		215485	04*2400984	OWENS AND GATES LLC	0.00	40.00	0.00	1,651.96
02/01/26		01/16/26	04*2400981	DUKE ENERGY	0.00	386.52	0.00	2,038.48
02/18/26		02/13/26	04*2400997	DUKE ENERGY	0.00	460.25	0.00	2,498.73
TOTALS					3,200.00	2,577.73	79.00	2,498.73

ACCOUNT # 24-4926-341-00 DESC: PRINTING ASN:

02/01/26				BUDGET BALANCE	129,941.00			1,502.08
TOTALS					129,941.00	1,502.08	0.00	1,502.08

ACCOUNT # 24-4926-351-00 DESC: REPAIRS & MAINT-BUILDING ASN:

TOTALS					500.00	0.00	0.00	0.00
--------	--	--	--	--	--------	------	------	------

ACCOUNT # 24-4926-370-00 DESC: AD FIRM MEDIA ASN:

02/10/26		2026-03275	02*17631	MADDEN MEDIA	0.00	6,200.00	0.00	152,730.02
----------	--	------------	----------	--------------	------	----------	------	------------

BC2001 BEGINNING 02/01/26 ENDING 02/28/26

TRANS DATE	PO NUMBER	INVOICE NUMBER	CHECK NUMBER	TRANSACTION/ VENDOR NAME	BEGINNING BAL/BUDGET	DEBITS	CREDITS	BALANCE
ACCOUNT # 24-4926-370-00 DESC: AD FIRM MEDIA ASN: =====> CONTINUED <=====								
02/10/26		2026-03275	02*17631	MADDEN MEDIA	0.00	5,000.00	0.00	157,730.02
02/10/26		2026-03275	02*17631	MADDEN MEDIA	0.00	1,000.00	0.00	158,730.02
02/10/26		2026-03275	02*17631	MADDEN MEDIA	0.00	2,656.67	0.00	161,386.69
02/10/26		2026-03275	02*17631	MADDEN MEDIA	0.00	2,500.00	0.00	163,886.69
02/10/26		2026-03275	02*17631	MADDEN MEDIA	0.00	4,000.00	0.00	167,886.69
02/10/26		2026-03275	02*17631	MADDEN MEDIA	0.00	5,795.00	0.00	173,681.69
02/10/26		2026-03275	02*17631	MADDEN MEDIA	0.00	5,750.00	0.00	179,431.69
02/10/26		2026-03275	02*17631	MADDEN MEDIA	0.00	500.00	0.00	179,931.69
02/10/26		2026-03275	02*17631	MADDEN MEDIA	0.00	3,500.00	0.00	183,431.69
02/10/26		2026-03275	02*17631	MADDEN MEDIA	0.00	300.00	0.00	183,731.69
02/10/26		2026-03275	02*17631	MADDEN MEDIA	0.00	300.00	0.00	184,031.69
02/10/26		2026-03275	02*17631	MADDEN MEDIA	0.00	3,500.00	0.00	187,531.69
02/10/26		2026-03275	02*17631	MADDEN MEDIA	0.00	2,000.00	0.00	189,531.69
TOTALS					600,000.00	189,531.69	0.00	189,531.69

ACCOUNT # 24-4926-370-01 DESC: WEBSITE SERVICE ASN:								
02/01/26				BUDGET BALANCE	35,200.00			58,835.00
02/10/26		2026-03275	02*17631	MADDEN MEDIA	0.00	4,167.00	0.00	63,002.00
TOTALS					35,200.00	63,002.00	0.00	63,002.00

ACCOUNT # 24-4926-370-02 DESC: CREATIVE & PRODUCTION SERVICES ASN:								
02/01/26				BUDGET BALANCE	85,000.00			48,498.00
02/10/26		2026-03275	02*17631	MADDEN MEDIA	0.00	7,083.00	0.00	55,581.00
TOTALS					85,000.00	55,581.00	0.00	55,581.00

ACCOUNT # 24-4926-370-03 DESC: DIGITAL CAMPAIGN REPORTING ASN:								
02/01/26				BUDGET BALANCE	15,000.00			8,600.00
02/10/26		2026-03275	02*17631	MADDEN MEDIA	0.00	1,250.00	0.00	9,850.00
TOTALS					15,000.00	9,850.00	0.00	9,850.00

ACCOUNT # 24-4926-370-04 DESC: E-MAIL CAMPAIGNS ASN:								
02/01/26				BUDGET BALANCE	30,000.00			17,910.00

ACCOUNT ACTIVITY ANALYSIS

BC2001

BEGINNING 02/01/26 ENDING 02/28/26

TRANS DATE	PO NUMBER	INVOICE NUMBER	CHECK NUMBER	TRANSACTION/ VENDOR NAME	BEGINNING BAL/BUDGET	DEBITS	CREDITS	BALANCE
ACCOUNT # 24-4926-370-04				DESC: E-MAIL CAMPAIGNS ASN: =====>	CONTINUED	<=====		
02/10/26		2026-03275	02*17631	MADDEN MEDIA	0.00	2,500.00	0.00	20,410.00
TOTALS					30,000.00	20,410.00	0.00	20,410.00

ACCOUNT # 24-4926-370-05				DESC: SEM MANAGEMENT ASN:				
02/01/26				BUDGET BALANCE	207,520.00			116,443.50
02/25/26	077637	04*2401004		ERIN DANIEL	0.00	15,109.61	0.00	131,553.11
02/25/26	077540	04*2401005		LOVE COMMUNICATIONS LLC	0.00	3,960.00	0.00	135,513.11
02/25/26	077637	04*2401005		LOVE COMMUNICATIONS LLC	0.00	15,109.61	0.00	150,622.72
02/26/26	077637	04*2401004		ERIN DANIEL	0.00	0.00	15,109.61	135,513.11
TOTALS					207,520.00	150,622.72	15,109.61	135,513.11

ACCOUNT # 24-4926-370-09				DESC: SOCIAL MEDIA SPEND ASN:				
02/01/26				BUDGET BALANCE	168,000.00			74,230.23
02/04/26	01/25/2026	04*2400991		BUSINESS CARD	0.00	11,081.01	0.00	85,311.24
02/04/26	01/25/2026	04*2400992		BUSINESS CARD	0.00	1,236.97	0.00	86,548.21
02/04/26	01/25/2026	04*2400990		BUSINESS CARD	0.00	549.91	0.00	87,098.12
02/04/26	01/25/2026	04*2400992		BUSINESS CARD	0.00	0.00	10.78	87,087.34
02/10/26	02/10/2026	UNPAID		BUSINESS CARD	0.00	0.00	549.91	86,537.43
02/10/26	02/10/2026	UNPAID		BUSINESS CARD	0.00	549.91	0.00	87,087.34
TOTALS					168,000.00	87,701.93	614.59	87,087.34

ACCOUNT # 24-4926-393-00				DESC: VISITOR CENTER OPERATIONS ASN:				
02/01/26				BUDGET BALANCE	249,465.00			152,154.00
02/10/26	25702	04*2400986		JACKSON CO. CHAMBER OF C	0.00	9,556.58	0.00	161,710.58
02/10/26	25721	04*2400987		CASHIERS AREA CHAMBER OF	0.00	8,565.42	0.00	170,276.00
02/25/26	REIMBURSEM	04*2400996		JACKSON CO. CHAMBER OF C	0.00	10,000.00	0.00	180,276.00
TOTALS					249,465.00	180,276.00	0.00	180,276.00

ACCOUNT # 24-4926-393-01				DESC: PUBLIC RELATIONS ASN:				
02/01/26				BUDGET BALANCE	133,000.00			68,788.89

ACCOUNT ACTIVITY ANALYSIS

BC2001

BEGINNING 02/01/26 ENDING 02/28/26

TRANS DATE	PO NUMBER	INVOICE NUMBER	CHECK NUMBER	TRANSACTION/ VENDOR NAME	BEGINNING BAL/BUDGET	DEBITS	CREDITS	BALANCE
ACCOUNT # 24-4926-393-01 DESC: PUBLIC RELATIONS ASN: =====> CONTINUED <=====								
02/25/26		65094	02*17705	LOU HAMMOND GROUP ATLANT	0.00	8,075.00	0.00	76,863.89
02/25/26		65105	02*17705	LOU HAMMOND GROUP ATLANT	0.00	497.47	0.00	77,361.36
TOTALS					133,000.00	77,361.36	0.00	77,361.36
ACCOUNT # 24-4926-393-02 DESC: CONTRACTED SERVICES ASN:								
02/01/26				BUDGET BALANCE	22,000.00			12,833.31
02/25/26	TLJ		JE-261017	JOE: TDA ADMIN 2/2026	0.00	1,833.33	0.00	14,666.64
TOTALS					22,000.00	14,666.64	0.00	14,666.64
ACCOUNT # 24-4926-393-03 DESC: CONTRACTED SERVICES-RECORDING ASN:								
02/01/26				BUDGET BALANCE	1,400.00			100.00
02/10/26	011926		04*2400994	CHERYL OSBORNE	0.00	100.00	0.00	200.00
TOTALS					1,400.00	200.00	0.00	200.00
ACCOUNT # 24-4926-393-06 DESC: CONTRACTED-AD FIRM RETAINER ASN:								
02/01/26				BUDGET BALANCE	50,000.00			30,402.00
02/10/26	2026-03275		02*17631	MADDEN MEDIA	0.00	4,167.00	0.00	34,569.00
TOTALS					50,000.00	34,569.00	0.00	34,569.00
ACCOUNT # 24-4926-393-07 DESC: CONTRACTED SERVICES-STR ASN:								
02/01/26				BUDGET BALANCE	12,200.00			12,084.48
TOTALS					12,200.00	12,084.48	0.00	12,084.48
ACCOUNT # 24-4926-393-08 DESC: CONTRACTED-AD FIRM MISC ASN:								
02/10/26	2026-03275		02*17631	MADDEN MEDIA	0.00	2,500.00	0.00	18,741.91
TOTALS					30,000.00	18,741.91	0.00	18,741.91

ACCOUNT ACTIVITY ANALYSIS

BC2001

BEGINNING 02/01/26 ENDING 02/28/26

TRANS DATE	PO NUMBER	INVOICE NUMBER	CHECK NUMBER	TRANSACTION/ VENDOR NAME	BEGINNING BAL/BUDGET	DEBITS	CREDITS	BALANCE
------------	-----------	----------------	--------------	-----------------------------	-------------------------	--------	---------	---------

ACCOUNT # 24-4926-393-08 DESC: CONTRACTED-AD FIRM MISC ASN: =====> CONTINUED <=====

ACCOUNT # 24-4926-393-11 DESC: SOFTWARE,INTERNET,MISC SERVICES ASN:

02/01/26				BUDGET BALANCE	45,936.00			30,876.22
02/01/26	INV363783	04*2400985		IMAGE SOLUTIONS, LLC	0.00	525.76	0.00	31,401.98
02/01/26	INV363783	04*2400985		IMAGE SOLUTIONS, LLC	0.00	0.00	34.40	31,367.58
02/04/26	01/25/2026	04*2400990		BUSINESS CARD	0.00	729.45	0.00	32,097.03
02/04/26	01/25/2026	04*2400990		BUSINESS CARD	0.00	0.00	21.64	32,075.39
02/10/26	02/10/2026	UNPAID		BUSINESS CARD	0.00	0.00	729.45	31,345.94
02/10/26	02/10/2026	UNPAID		BUSINESS CARD	0.00	729.45	0.00	32,075.39
02/25/26	41250612	04*2401002		IMAGE SOLUTIONS, LLC	0.00	278.46	0.00	32,353.85
02/25/26	SI11-7354	04*2401006		CANTO, INC.	0.00	10,155.53	0.00	42,509.38
02/25/26	41250612	04*2401002		IMAGE SOLUTIONS, LLC	0.00	0.00	3.35	42,506.03
02/25/26	SI11-7354	04*2401006		CANTO, INC.	0.00	0.00	838.53	41,667.50
TOTALS					45,936.00	43,491.58	1,824.08	41,667.50

ACCOUNT # 24-4926-393-14 DESC: CONTRACTED SERVICES-HR OUTSOURCING ASN:

02/01/26				BUDGET BALANCE	9,600.00			3,523.00
02/13/26	TLJ	JE-260995		JOE: ISOLVED INV#:98575	0.00	129.20	0.00	3,652.20
TOTALS					9,600.00	3,652.20	0.00	3,652.20

ACCOUNT # 24-4926-393-15 DESC: RESEARCH AND ANALYTICS ASN:

02/01/26				BUDGET BALANCE	70,469.00			61,000.00
TOTALS					70,469.00	61,000.00	0.00	61,000.00

ACCOUNT # 24-4926-399-00 DESC: CONTRACTED SERVICES ASN:

02/10/26	2370	04*2400995		TEMBO HOSPITALITY GROUP	0.00	4,600.00	0.00	42,680.62
02/25/26	2378	04*2401003		TEMBO HOSPITALITY GROUP	0.00	625.00	0.00	43,305.62
02/25/26	2350	04*2401003		TEMBO HOSPITALITY GROUP	0.00	406.00	0.00	43,711.62
TOTALS					62,450.00	43,711.62	0.00	43,711.62

ACCOUNT # 24-4926-399-09 DESC: MEDIA MANAGEMENT ASN:

02/01/26				BUDGET BALANCE	50,000.00			0.00
----------	--	--	--	----------------	-----------	--	--	------

ACCOUNT ACTIVITY ANALYSIS

BC2001

BEGINNING 02/01/26 ENDING 02/28/26

TRANS DATE	PO NUMBER	INVOICE NUMBER	CHECK NUMBER	TRANSACTION/ VENDOR NAME	BEGINNING BAL/BUDGET	DEBITS	CREDITS	BALANCE
ACCOUNT # 24-4926-399-09 DESC: MEDIA MANAGEMENT ASN: =====> CONTINUED <=====								
TOTALS					50,000.00	0.00	0.00	0.00
ACCOUNT # 24-4926-412-00 DESC: BUILDING RENT ASN:								
02/01/26		215485		04*2400984 OWENS AND GATES LLC	0.00	1,900.00	0.00	15,200.00
TOTALS					23,280.00	15,200.00	0.00	15,200.00
ACCOUNT # 24-4926-454-00 DESC: INSURANCE ASN:								
02/01/26				BUDGET BALANCE	3,754.00			6,842.22
TOTALS					3,754.00	6,842.22	0.00	6,842.22
ACCOUNT # 24-4926-491-00 DESC: DUES AND SUBSCRIPTIONS ASN:								
02/04/26		01/25/2026		04*2400990 BUSINESS CARD	0.00	190.65	0.00	11,332.29
02/10/26		02/10/2026		UNPAID BUSINESS CARD	0.00	0.00	190.65	11,141.64
02/10/26		02/10/2026		UNPAID BUSINESS CARD	0.00	190.65	0.00	11,332.29
TOTALS					9,739.00	11,526.44	194.15	11,332.29
ACCOUNT # 24-4926-550-00 DESC: CAPITAL OUTLAY-EQUIPMENT ASN:								
02/01/26				BUDGET BALANCE	1,000.00			0.00
TOTALS					1,000.00	0.00	0.00	0.00
ACCOUNT # 24-4926-550-01 DESC: CAPITAL PROJECTS ASN:								
TOTALS					1,000,000.00	750,000.00	0.00	750,000.00
ACCOUNT # 24-4926-699-00 DESC: GRANTS ASN:								
TOTALS					100,000.00	6,797.00	0.00	6,797.00

ACCOUNT ACTIVITY ANALYSIS

BC2001

BEGINNING 02/01/26 ENDING 02/28/26

TRANS DATE	PO NUMBER	INVOICE NUMBER	CHECK NUMBER	TRANSACTION/ VENDOR NAME	BEGINNING BAL/BUDGET	DEBITS	CREDITS	BALANCE
------------	-----------	----------------	--------------	-----------------------------	-------------------------	--------	---------	---------

ACCOUNT # 24-4926-699-00 DESC: GRANTS ASN: > CONTINUED <

ACCOUNT # 24-4926-699-02 DESC: MISCELLANEOUS DONATIONS ASN:

02/10/26	260876	041826	TUCK	04*2400989 WCU FOUNDATION-TUCK RIVE	0.00	1,200.00	0.00	2,000.00
02/10/26		012726		04*2400988 JACKSON CO. FINANCE OFFI	0.00	500.00	0.00	2,500.00
TOTALS					11,700.00	2,500.00	0.00	2,500.00

ACCOUNT # 24-4926-990-00 DESC: CONTINGENCY ASN:

02/01/26	BUDGET BALANCE				3,000.00			0.00
TOTALS					3,000.00	0.00	0.00	0.00