

**JACKSON COUNTY TOURISM
DEVELOPMENT
AUTHORITY**



**FINANCIAL REPORT
MARCH 31, 2026**

JACKSON COUNTY TOURISM DEVELOPMENT AUTHORITY

March 31, 2026

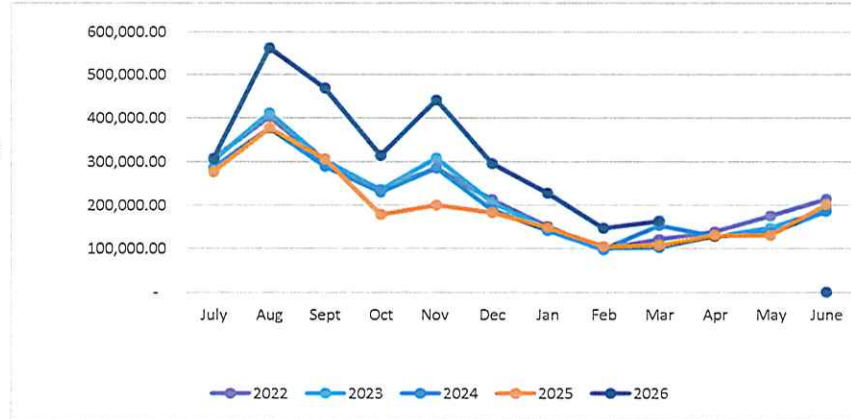
* March Room Occupancy Tax collections totaled \$163,235.67 with \$12.60 collected for penalties. The YTD collection total is \$2,609,415.66 - 75.06% of budget. The Airbnb total was \$73,864.98; the Home Away/VRBO total was \$11,591.28; and the VACASA,NC total was \$2,922.09.

* 76 accounts reported for February rentals (increase of 1 account from last year). The collections were up 52.48% from the same period in 2025.

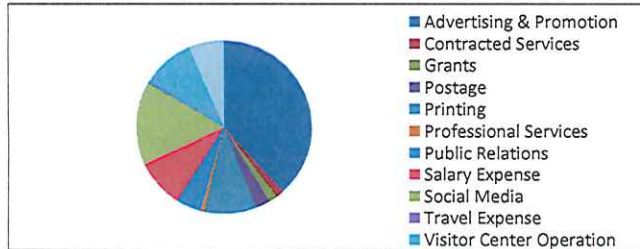
* The cash balance at March 31, 2026 was \$261,982.75 and investments totaled \$3,500,000.

The expenses for March were \$185,725.29. The FYTD expenses totaled \$2,258,471.82 with encumbrances of \$64,930.84, for a combined total of \$2,323,402.66 - 60.55% of budget.

Fiscal YTD Collections



TDA Expenses as of March 31, 2026

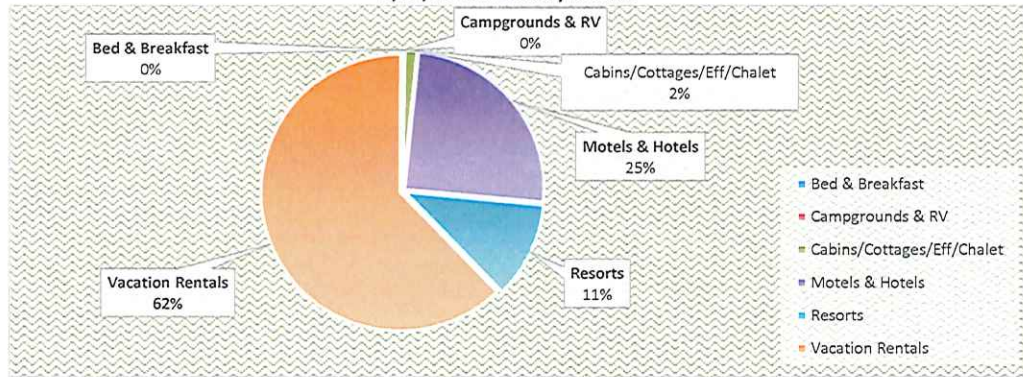


Advertising & Promotion	\$ 70,999.13
Contracted Services	\$ 2,739.33
Grants	\$ 3,000.00
Postage	\$ 5,000.00
Printing	\$ 17,774.00
Professional Services	\$ 1,354.17
Public Relations	\$ 8,611.95
Salary Expense	\$ 16,896.31
Social Media	\$ 28,831.19
Travel Expense	\$ 341.30
Visitor Center Operation	\$ 18,227.00
Capital Projects	\$ -
Other	\$ 11,950.91
Total	\$ 185,725.29

	2022	2023	2024	2025	2026
July	306,871.17	402,414.91	285,430.89	276,689.65	306,652.00
Aug	402,414.91	410,949.64	376,478.34	376,774.10	561,413.72
Sept	296,676.95	301,922.72	289,116.07	305,929.82	468,254.13
Oct	236,495.92	235,450.13	229,745.47	178,664.06	313,730.30
Nov	285,094.57	307,778.37	285,381.98	200,505.68	441,022.82
Dec	212,552.55	206,012.13	189,325.49	183,035.71	295,471.35
Jan	150,929.14	146,534.48	141,538.21	148,345.35	227,104.30
Feb	98,820.63	100,429.24	97,063.80	104,135.28	146,571.14
Mar	120,494.03	102,142.20	153,142.20	107,065.49	163,248.27
Apr	138,246.01	127,334.09	127,759.55	129,568.03	-
May	175,198.14	147,200.16	135,318.67	130,002.73	-
June	213,644.17	188,605.49	185,581.58	200,678.83	-
Total	\$ 2,637,438.19	\$ 2,576,925.76	\$ 2,495,882.25	\$ 2,341,394.73	\$ 2,923,468.03

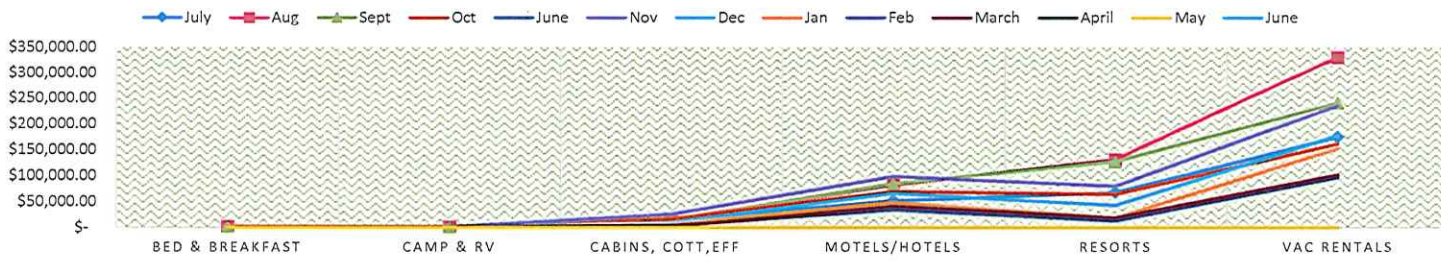


**Room Occupancy Tax Collections
3/31/26 for February Rentals**



Bed & Breakfast	\$	279.30
Campgrounds & RV	\$	83.63
Cabins/Cottages/Eff/Chalet	\$	2,191.12
Motels & Hotels	\$	40,663.47
Resorts	\$	18,393.11
Vacation Rentals	\$	101,637.64
	\$	163,248.27

ROOM OCCUPANCY TAX COLLECTIONS BY TYPE



COLLECTIONS BY TYPE

	Bed & Breakfast	Camp & Rv	Cabins, Cott, Eff	Motels/Hotels	Resorts	Vac Rentals	Totals
July	\$ 853.76	\$ 561.90	\$ 12,576.91	\$ 51,552.94	\$ 67,462.48	\$ 173,644.01	\$ 306,652.00
Aug	\$ 1,743.60	\$ 1,044.28	\$ 15,503.36	\$ 82,128.01	\$ 130,943.27	\$ 330,051.20	\$ 561,413.72
Sept	\$ 1,632.57	\$ 820.12	\$ 14,042.85	\$ 84,751.86	\$ 127,138.94	\$ 239,867.79	\$ 468,254.13
Oct	\$ 1,837.73	\$ 418.14	\$ 17,252.71	\$ 69,493.87	\$ 63,943.31	\$ 160,784.54	\$ 313,730.30
Nov	\$ 1,837.38	\$ 510.58	\$ 25,062.71	\$ 98,487.46	\$ 80,254.88	\$ 234,869.81	\$ 441,022.82
Dec	\$ 1,087.60	\$ 480.80	\$ 9,408.16	\$ 65,556.93	\$ 42,665.81	\$ 176,272.05	\$ 295,471.35
Jan	\$ 1,827.07	\$ 427.96	\$ 5,967.96	\$ 48,037.57	\$ 18,711.27	\$ 152,132.47	\$ 227,104.30
Feb	\$ 219.36	\$ 234.69	\$ 3,342.99	\$ 33,772.96	\$ 12,606.12	\$ 96,395.02	\$ 146,571.14
March	\$ 279.30	\$ 83.63	\$ 2,191.12	\$ 40,663.47	\$ 18,393.11	\$ 101,637.64	\$ 163,248.27
April	-	-	-	-	-	-	-
May	-	-	-	-	-	-	-
June	-	-	-	-	-	-	-
	\$ 11,318.37	\$ 4,582.10	\$ 105,348.77	\$ 574,445.07	\$ 562,119.19	\$ 1,665,654.53	\$ 2,923,468.03
% By Type	0.39%	0.16%	3.60%	19.65%	19.23%	56.98%	100.00%



JACKSON COUNTY TOURISM DEVELOPMENT AUTHORITY

TOTAL ROOM OCCUPANCY TAX COLLECTIONS BY MONTH

Month	Tax Collected	# Units Reporting	% of Inc/Dec
July-2024	\$ 276,689.65	92	
July-2025	\$ 306,652.00	<u>102</u>	10.83%
	\$ 29,962.35	10	
August-2024	\$ 376,774.10	91	
August-2025	\$ 561,413.72	<u>100</u>	49.01%
	\$ 184,639.62	9	
September-2024	\$ 305,929.82	97	
September-2025	\$ 468,254.13	<u>105</u>	53.06%
	\$ 162,324.31	8	
October-2024	\$ 178,664.06	83	
October-2025	\$ 313,730.30	<u>99</u>	75.60%
	\$ 135,066.24	16	
November-2024	\$ 200,505.68	88	
November-2025	\$ 441,022.82	<u>103</u>	119.96%
	\$ 240,517.14	15	
December-2024	\$ 183,035.71	80	
December-2025	\$ 295,471.35	<u>94</u>	61.43%
	\$ 112,435.64	14	
January-2025	\$ 148,345.35	87	
January-2026	\$ 227,104.30	<u>82</u>	53.09%
	\$ 78,758.95	-5	
February-2025	\$ 104,135.28	74	
February-2026	\$ 146,571.14	<u>71</u>	40.75%
	\$ 42,435.86	-3	
March-2025	\$ 107,065.49	75	
March-2026	\$ 163,248.27	<u>76</u>	52.48%
	\$ 56,182.78	1	
April-2025	\$ 129,568.03	80	
April-2026	\$ -	<u>0</u>	-100.00%
	\$ (129,568.03)	-80	
May-2025	\$ 130,002.73	80	
May-2026	\$ -	<u>80</u>	-100.00%
	\$ (130,002.73)	0	
June-2025	\$ 200,678.83	87	
June-2026	\$ -	<u>0</u>	-100.00%
	\$ (200,678.83)	-87	
FYTD 2024	\$ 2,341,394.73		
FYTD 2025	\$ 2,923,468.03		

COUNTY OF JACKSON
 Trial Balance - Balance Sheet Accounts
 Report dates 03/01/2026 - thru - 03/31/2026

Account Number	Account Description	Beginning Balance Dr (Cr)	Debits	Credits	Ending Balance Dr (Cr)
24-1110-000-00	CASH ON HAND	274,974.37	188,293.19	201,284.81	261,982.75
24-1130-000-00	CASH IN TIME DEPOSIT	3,500,000.00	0.00	0.00	3,500,000.00
24-1231-000-00	ACCOUNTS RECEIVABLE	0.00	0.00	0.00	0.00
24-1232-892-00	ACCTS RECEIVABLE SALES TAX	1,681.06	127.47	0.00	1,808.53
24-1232-893-00	ACCTS RECEIVABLE SALES TAX	3.23	0.00	0.00	3.23
24-1750-000-01	PROPERTY AND EQUIPMENT	10,844.20	0.00	0.00	10,844.20
24-1800-000-00	ACCUMULATED DEPRECIATION	(2,711.05)	0.00	0.00	(2,711.05)
Total Asset		3,784,791.81	188,420.66	201,284.81	3,771,927.66
24-2100-000-00	ACCOUNTS PAYABLE	0.00	169,120.33	169,120.33	0.00
24-2200-175-00	FEDERAL TAX PAYABLE	(15.78)	1,458.90	1,458.90	(15.78)
24-2200-176-00	STATE TAX PAYABLE	(6.00)	408.00	408.00	(6.00)
24-2200-181-00	FICA TAX PAYABLE	0.00	787.03	787.03	0.00
24-2200-182-00	RETIREMENT PAYABLE	21.77	2,583.24	2,583.24	21.77
24-2200-187-00	MEDICARE TAX PAYABLE	0.00	184.06	184.06	0.00
24-2900-000-00	FUND BALANCE	(3,145,037.45)	0.00	0.00	(3,145,037.45)
24-2900-000-01	RES BY STATE STATUTE	(190,942.00)	0.00	0.00	(190,942.00)
24-2912-000-00	RESERVE FOR ENCUMBRANCES	65,342.84	152,885.30	153,717.76	64,510.38
24-2912-000-01	RESERVE FOR ENCUMBRANCES-PRIOR YEAR	(65,342.84)	153,717.76	152,885.30	(64,510.38)
24-3000-000-00	REVENUE CONTROL	(2,521,558.88)	0.00	172,861.14	(2,694,420.02)
24-4000-000-00	EXPENDITURE CONTROL	2,072,746.53	200,253.81	14,528.52	2,258,471.82
Total Liability		(3,784,791.81)	681,398.43	668,534.28	(3,771,927.66)
Total TOURISM DEVELOPMENT AUTH		0.00	869,819.09	869,819.09	0.00

COUNTY OF JACKSON
Income Statement
Report dates 07/01/2025 - thru - 03/31/2026

Account Number	Description	Adjusted Budget 07/01/2025 03/31/2026	Debits and Credits 03/01/2026 03/31/2026	Debits and Credits 07/01/2025 03/31/2026	Encumbrances 07/01/2025 03/31/2026	Balance 07/01/2025 03/31/2026	% Used
24-3230-130-00	JACKSON COUNTY TDA	3,476,549.00	163,235.67	2,609,415.66	0.00	867,133.34	75.06
TAX REVENUE		3,476,549.00	163,235.67	2,609,415.66	0.00	867,133.34	75.06
24-3270-170-01	JACKSON TDA - PENALTY	5,000.00	12.60	7,400.17	0.00	-2,400.17	148.00
PENALTY & INTEREST		5,000.00	12.60	7,400.17	0.00	-2,400.17	148.00
24-3831-491-00	INVESTMENT EARNINGS	60,000.00	9,612.87	77,604.19	0.00	-17,604.19	129.34
REVENUES		60,000.00	9,612.87	77,604.19	0.00	-17,604.19	129.34
24-3991-000-00	FUND BALANCE	295,322.00	0.00	0.00	0.00	295,322.00	0.00
FUND BALANCE		295,322.00	0.00	0.00	0.00	295,322.00	0.00
DEPARTMENT TOTAL Revenue		3,836,871.00	172,861.14	2,694,420.02	0.00	1,142,450.98	70.22
24-4926-121-00	SALARIES & WAGES	165,022.00	12,694.00	126,939.96	0.00	38,082.04	76.92
24-4926-170-00	BOARD MEMBER EXPENSE	1,050.00	0.00	203.99	0.00	846.01	19.43
24-4926-181-00	SOCIAL SECURITY CONTRIBU	11,225.00	787.03	7,870.28	0.00	3,354.72	70.11
24-4926-182-00	RETIREMENT EXPENSE	24,623.00	1,821.60	18,216.00	0.00	6,407.00	73.98
24-4926-183-00	HOSPITALIZATION INSURANC	23,163.00	1,349.95	15,526.65	0.00	7,636.35	67.03
24-4926-185-00	UNEMPLOYMENT INSURANCE	628.00	59.67	401.39	0.00	226.61	63.92
24-4926-186-00	WORKMAN'S COMPENSATION	2,299.00	0.00	2,299.00	0.00	0.00	0.00
24-4926-187-00	MEDICARE TAX	2,625.00	184.06	1,840.62	0.00	784.38	70.12
24-4926-190-00	PROFESSIONAL SER-COUNTY	16,250.00	1,354.17	12,187.53	0.00	4,062.47	75.00
24-4926-191-00	PROFESSIONAL SERVICES-AU	9,500.00	0.00	7,607.00	0.00	1,893.00	80.07
24-4926-192-00	LEGAL SERVICES	2,000.00	0.00	7,495.00	0.00	-5,495.00	374.75
24-4926-260-00	OFFICE SUPPLIES AND MATE	6,000.00	48.39	1,129.53	0.00	4,870.47	18.83
24-4926-299-00	MISCELLANEOUS	11,640.00	263.97	7,194.31	0.00	4,445.69	61.81
24-4926-311-00	TRAVEL	36,000.00	341.30	5,461.97	1,146.00	29,392.03	18.36
24-4926-321-00	TELEPHONE	4,600.00	722.39	6,388.31	0.00	-1,788.31	138.88
24-4926-321-01	TELEPHONE-VISITOR CENTER	0.00	0.00	-98.00	0.00	98.00	0.00
24-4926-321-02	TELEPHONE-TDA	6,000.00	0.00	3,455.86	0.00	2,544.14	57.60
24-4926-325-00	POSTAGE	55,570.00	5,000.00	27,675.49	0.00	27,894.51	49.80
24-4926-331-00	UTILITIES	3,200.00	309.68	2,808.41	0.00	391.59	87.76
24-4926-341-00	PRINTING	129,941.00	17,774.00	19,276.08	30,992.00	79,672.92	38.69
24-4926-351-00	REPAIRS & MAINT-BUILDING	500.00	0.00	0.00	0.00	500.00	0.00
24-4926-370-00	AD FIRM MEDIA	600,000.00	18,382.67	207,914.36	0.00	392,085.64	34.65
24-4926-370-01	WEBSITE SERVICE	35,200.00	6,339.38	69,341.38	2,172.38	-36,313.76	203.16

COUNTY OF JACKSON
Income Statement
Report dates 07/01/2025 - thru - 03/31/2026

Account Number	Description	Adjusted Budget 07/01/2025 03/31/2026	Debits and Credits 03/01/2026 03/31/2026	Debits and Credits 07/01/2025 03/31/2026	Encumbrances 07/01/2025 03/31/2026	Balance 07/01/2025 03/31/2026	% Used
24-4926-370-02	CREATIVE & PRODUCTION SE	85,000.00	7,083.00	62,664.00	0.00	22,336.00	73.72
24-4926-370-03	DIGITAL CAMPAIGN REPORTI	15,000.00	1,250.00	11,100.00	0.00	3,900.00	74.00
24-4926-370-04	E-MAIL CAMPAIGNS	30,000.00	2,500.00	22,910.00	0.00	7,090.00	76.37
24-4926-370-05	SEM MANAGEMENT	207,520.00	18,739.96	154,253.07	0.00	53,266.93	74.33
24-4926-370-09	SOCIAL MEDIA SPEND	168,000.00	28,831.19	115,918.53	25,200.00	26,881.47	84.00
24-4926-393-00	VISITOR CENTER OPERATION	249,465.00	18,227.00	198,503.00	0.00	50,962.00	79.57
24-4926-393-01	PUBLIC RELATIONS	133,000.00	8,611.95	85,973.31	0.00	47,026.69	64.64
24-4926-393-02	CONTRACTED SERVICES	22,000.00	1,833.33	16,499.97	0.00	5,500.03	75.00
24-4926-393-03	CONTRACTED SERVICES-RECO	1,400.00	50.00	250.00	0.00	1,150.00	17.86
24-4926-393-06	CONTRACTED-AD FIRM RETAI	50,000.00	4,167.00	38,736.00	0.00	11,264.00	77.47
24-4926-393-07	CONTRACTED SERVICES-STR	12,200.00	0.00	12,084.48	0.00	115.52	99.05
24-4926-393-08	CONTRACTED-AD FIRM MISC	30,000.00	2,500.00	21,241.91	0.00	8,758.09	70.81
24-4926-393-11	SOFTWARE,INTERNET,MISC S	45,936.00	526.05	42,193.55	420.46	3,321.99	92.77
24-4926-393-14	CONTRACTED SERVICES-HR O	9,600.00	856.00	4,508.20	0.00	5,091.80	46.96
24-4926-393-15	RESEARCH AND ANALYTICS	70,469.00	10,037.12	71,037.12	0.00	-568.12	100.81
24-4926-399-00	CONTRACTED SERVICES	62,450.00	4,850.00	48,561.62	0.00	13,888.38	77.76
24-4926-399-09	MEDIA MANAGEMENT	50,000.00	0.00	0.00	0.00	50,000.00	0.00
24-4926-412-00	BUILDING RENT	23,280.00	1,900.00	17,100.00	0.00	6,180.00	73.45
24-4926-454-00	INSURANCE	3,754.00	3,063.00	9,905.22	0.00	-6,151.22	263.86
24-4926-491-00	DUES AND SUBSCRIPTIONS	9,739.00	267.43	11,599.72	0.00	-1,860.72	119.11
24-4926-550-00	CAPITAL OUTLAY-EQUIPMENT	1,000.00	0.00	0.00	0.00	1,000.00	0.00
24-4926-550-01	CAPITAL PROJECTS	1,295,322.00	0.00	750,000.00	0.00	545,322.00	57.90
24-4926-699-00	GRANTS	100,000.00	3,000.00	9,797.00	5,000.00	85,203.00	14.80
24-4926-699-02	MISCELLANEOUS DONATIONS	11,700.00	0.00	2,500.00	0.00	9,200.00	21.37
24-4926-990-00	CONTINGENCY	3,000.00	0.00	0.00	0.00	3,000.00	0.00
TOURISM DEVELOPMENT AUTHORITY		3,836,871.00	185,725.29	2,258,471.82	64,930.84	1,513,468.34	60.55
DEPARTMENT TOTAL Expense		-3,836,871.00	-185,725.29	-2,258,471.82	64,930.84	-1,513,468.34	60.55
Fund 24 TOURISM DEVELOPMENT AUTH		0.00	-12,864.15	435,948.20	64,930.84	-371,017.36	65.39

ACCOUNT ACTIVITY ANALYSIS

BC2001

BEGINNING 03/01/26 ENDING 03/31/26

TRANS DATE	PO NUMBER	INVOICE NUMBER	CHECK NUMBER	TRANSACTION/ VENDOR NAME	BEGINNING BAL/BUDGET	DEBITS	CREDITS	BALANCE
ACCOUNT # 24-4926-121-00 DESC: SALARIES & WAGES ASN:								
03/01/26				BUDGET BALANCE	165,022.00			114,245.96
03/13/26	TLJ		JE-261078	JOE: TDA PAYROLL 3/13/20	0.00	6,347.00	0.00	120,592.96
03/27/26	TLJ		JE-261119	JOE: TDA PAYROLL 3/27/26	0.00	6,347.00	0.00	126,939.96
TOTALS					165,022.00	126,939.96	0.00	126,939.96
ACCOUNT # 24-4926-170-00 DESC: BOARD MEMBER EXPENSE ASN:								
03/01/26				BUDGET BALANCE	1,050.00			203.99
TOTALS					1,050.00	204.27	0.28	203.99
ACCOUNT # 24-4926-181-00 DESC: SOCIAL SECURITY CONTRIBUTION ASN:								
03/13/26	TLJ		JE-261081	JOE: TDA TAX DRAFT PAYRO	0.00	393.52	0.00	7,476.77
03/26/26	TLJ		JE-261120	JOE: TDA TAX DRAFT 3/27/	0.00	393.51	0.00	7,870.28
TOTALS					11,225.00	7,870.28	0.00	7,870.28
ACCOUNT # 24-4926-182-00 DESC: RETIREMENT EXPENSE ASN:								
03/01/26				BUDGET BALANCE	24,623.00			16,394.40
03/13/26	TLJ		JE-261081	JOE: TDA TAX DRAFT PAYRO	0.00	910.80	0.00	17,305.20
03/26/26	TLJ		JE-261120	JOE: TDA TAX DRAFT 3/27/	0.00	910.80	0.00	18,216.00
TOTALS					24,623.00	18,216.00	0.00	18,216.00
ACCOUNT # 24-4926-183-00 DESC: HOSPITALIZATION INSURANCE ASN:								
03/01/26				BUDGET BALANCE	23,163.00			14,176.70
03/23/26	031226		04*2401026	BCBS OF NC	0.00	1,349.95	0.00	15,526.65
TOTALS					23,163.00	15,616.74	90.09	15,526.65
ACCOUNT # 24-4926-185-00 DESC: UNEMPLOYMENT INSURANCE ASN:								
03/01/26				BUDGET BALANCE	628.00			341.72

ACCOUNT ACTIVITY ANALYSIS

BC2001

BEGINNING 03/01/26 ENDING 03/31/26

TRANS DATE	PO NUMBER	INVOICE NUMBER	CHECK NUMBER	TRANSACTION/ VENDOR NAME	BEGINNING BAL/BUDGET	DEBITS	CREDITS	BALANCE
ACCOUNT # 24-4926-185-00 DESC: UNEMPLOYMENT INSURANCE ASN: =====> CONTINUED <=====								
03/13/26		TLJ	JE-261081	JOE: TDA TAX DRAFT PAYRO	0.00	29.84	0.00	371.56
03/26/26		TLJ	JE-261120	JOE: TDA TAX DRAFT 3/27/	0.00	29.83	0.00	401.39
TOTALS					628.00	401.39	0.00	401.39
ACCOUNT # 24-4926-186-00 DESC: WORKMAN'S COMPENSATION ASN:								
03/01/26	BUDGET BALANCE				2,299.00			2,299.00
TOTALS					2,299.00	2,299.00	0.00	2,299.00
ACCOUNT # 24-4926-187-00 DESC: MEDICARE TAX ASN:								
03/13/26		TLJ	JE-261081	JOE: TDA TAX DRAFT PAYRO	0.00	92.03	0.00	1,748.59
03/26/26		TLJ	JE-261120	JOE: TDA TAX DRAFT 3/27/	0.00	92.03	0.00	1,840.62
TOTALS					2,625.00	1,840.62	0.00	1,840.62
ACCOUNT # 24-4926-190-00 DESC: PROFESSIONAL SER-COUNTY ASN:								
03/01/26	BUDGET BALANCE				16,250.00			10,833.36
03/31/26		TLJ	JE-261136	JOE: TDA ADMIN MARCH,202	0.00	1,354.17	0.00	12,187.53
TOTALS					16,250.00	12,187.53	0.00	12,187.53
ACCOUNT # 24-4926-191-00 DESC: PROFESSIONAL SERVICES-AUDIT ASN:								
03/01/26	BUDGET BALANCE				9,500.00			7,607.00
TOTALS					9,500.00	7,607.00	0.00	7,607.00
ACCOUNT # 24-4926-192-00 DESC: LEGAL SERVICES ASN:								
TOTALS					2,000.00	7,495.00	0.00	7,495.00
ACCOUNT # 24-4926-260-00 DESC: OFFICE SUPPLIES AND MATERIALS ASN:								
03/02/26		47840199	04*2401013	QUILL CORPORATION - 6946	0.00	51.78	0.00	1,132.92

ACCOUNT ACTIVITY ANALYSIS

PAGE 3

BC2001

BEGINNING 03/01/26 ENDING 03/31/26

TRANS DATE	PO NUMBER	INVOICE NUMBER	CHECK NUMBER	TRANSACTION/ VENDOR NAME	BEGINNING BAL/BUDGET	DEBITS	CREDITS	BALANCE
------------	-----------	----------------	--------------	-----------------------------	-------------------------	--------	---------	---------

ACCOUNT # 24-4926-260-00 DESC: OFFICE SUPPLIES AND MATERIALS ASN: =====> CONTINUED <=====

03/02/26		47840199	04*2401013	QUILL CORPORATION - 6946	0.00	0.00	3.39	1,129.53
TOTALS					6,000.00	1,246.86	117.33	1,129.53

ACCOUNT # 24-4926-299-00 DESC: MISCELLANEOUS ASN:

03/01/26				BUDGET BALANCE	11,640.00			6,930.34
03/25/26		41485285	04*2401032	IMAGE SOLUTIONS, LLC	0.00	285.32	0.00	7,215.66
03/25/26		41485285	04*2401032	IMAGE SOLUTIONS, LLC	0.00	0.00	21.35	7,194.31
TOTALS					11,640.00	13,925.87	6,731.56	7,194.31

ACCOUNT # 24-4926-311-00 DESC: TRAVEL ASN:

03/01/26				BUDGET BALANCE	36,000.00			5,120.67
03/09/26		02/25/2026	04*2401016	BUSINESS CARD	0.00	150.00	0.00	5,270.67
03/25/26		3/18/2026	02*17927	NICHOLAS J BREEDLOVE	0.00	150.70	0.00	5,421.37
03/25/26		3/19/26	02*17981	SAMANTHA NELSON	0.00	40.60	0.00	5,461.97
TOTALS					36,000.00	5,717.71	255.74	5,461.97

ACCOUNT # 24-4926-321-00 DESC: TELEPHONE ASN:

03/01/26				BUDGET BALANCE	4,600.00			5,665.92
03/03/26		6136735097	04*2401014	VERIZON WIRELESS	0.00	38.36	0.00	5,704.28
03/10/26		389750	04*2401019	BALSAMWEST	0.00	385.55	0.00	6,089.83
03/10/26		389751	04*2401019	BALSAMWEST	0.00	298.48	0.00	6,388.31
TOTALS					4,600.00	7,070.21	681.90	6,388.31

ACCOUNT # 24-4926-321-01 DESC: TELEPHONE-VISITOR CENTERS ASN:

03/01/26				BUDGET BALANCE	0.00			-98.00
TOTALS					0.00	0.00	98.00	-98.00

ACCOUNT # 24-4926-321-02 DESC: TELEPHONE-TDA ASN:

TOTALS					6,000.00	3,455.86	0.00	3,455.86
--------	--	--	--	--	----------	----------	------	----------

ACCOUNT ACTIVITY ANALYSIS

BC2001

BEGINNING 03/01/26 ENDING 03/31/26

TRANS DATE	PO NUMBER	INVOICE NUMBER	CHECK NUMBER	TRANSACTION/ VENDOR NAME	BEGINNING BAL/BUDGET	DEBITS	CREDITS	BALANCE
------------	-----------	----------------	--------------	-----------------------------	-------------------------	--------	---------	---------

ACCOUNT # 24-4926-321-02 DESC: TELEPHONE-TDA ASN: =====> CONTINUED <=====

ACCOUNT # 24-4926-325-00 DESC: POSTAGE ASN:

03/16/26		031626	04*2401029	RESERVE ACCOUNT	0.00	5,000.00	0.00	27,675.49
TOTALS					55,570.00	27,763.64	88.15	27,675.49

ACCOUNT # 24-4926-331-00 DESC: UTILITIES ASN:

03/01/26				BUDGET BALANCE	3,200.00			2,498.73
03/01/26		215486	04*2401007	OWENS AND GATES LLC	0.00	40.00	0.00	2,538.73
03/20/26		03/16/26	04*2401024	DUKE ENERGY	0.00	269.68	0.00	2,808.41
TOTALS					3,200.00	2,887.41	79.00	2,808.41

ACCOUNT # 24-4926-341-00 DESC: PRINTING ASN:

03/01/26				BUDGET BALANCE	129,941.00			1,502.08
03/10/26	260704	460005	04*2401022	BP SOLUTIONS GROUP, INC.	0.00	832.47	0.00	2,334.55
03/10/26		460005	04*2401022	BP SOLUTIONS GROUP, INC.	0.00	0.00	54.47	2,280.08
03/13/26		TLJ	JE-261084	JOE: INTERPRINT(WIRE) INV	0.00	15,496.00	0.00	17,776.08
03/25/26		2026-10307	04*2401028	SMOKY MOUNTAIN NEWS	0.00	1,500.00	0.00	19,276.08
TOTALS					129,941.00	19,330.55	54.47	19,276.08

ACCOUNT # 24-4926-351-00 DESC: REPAIRS & MAINT-BUILDING ASN:

03/01/26				BUDGET BALANCE	500.00			0.00
TOTALS					500.00	0.00	0.00	0.00

ACCOUNT # 24-4926-370-00 DESC: AD FIRM MEDIA ASN:

03/25/26		2026-03357	02*17984	MADDEN MEDIA	0.00	7,006.00	0.00	196,537.69
03/25/26		2026-03357	02*17984	MADDEN MEDIA	0.00	5,000.00	0.00	201,537.69
03/25/26		2026-03357	02*17984	MADDEN MEDIA	0.00	2,656.67	0.00	204,194.36
03/25/26		2026-03357	02*17984	MADDEN MEDIA	0.00	2,620.00	0.00	206,814.36
03/25/26		2026-03357	02*17984	MADDEN MEDIA	0.00	500.00	0.00	207,314.36

ACCOUNT ACTIVITY ANALYSIS

BC2001

BEGINNING 03/01/26 ENDING 03/31/26

TRANS DATE	PO NUMBER	INVOICE NUMBER	CHECK NUMBER	TRANSACTION/ VENDOR NAME	BEGINNING BAL/BUDGET	DEBITS	CREDITS	BALANCE
ACCOUNT # 24-4926-370-00 DESC: AD FIRM MEDIA ASN: =====> CONTINUED <=====								
03/25/26		2026-03357	02*17984	MADDEN MEDIA	0.00	300.00	0.00	207,614.36
03/25/26		2026-03357	02*17984	MADDEN MEDIA	0.00	300.00	0.00	207,914.36
TOTALS					600,000.00	207,914.36	0.00	207,914.36

ACCOUNT # 24-4926-370-01 DESC: WEBSITE SERVICE ASN:								
03/01/26				BUDGET BALANCE	35,200.00			63,002.00
03/01/26	224778		04*2401010	GRANICUS LLC	0.00	2,172.38	0.00	65,174.38
03/25/26		2026-03357	02*17984	MADDEN MEDIA	0.00	4,167.00	0.00	69,341.38
TOTALS					35,200.00	69,341.38	0.00	69,341.38

ACCOUNT # 24-4926-370-02 DESC: CREATIVE & PRODUCTION SERVICES ASN:								
03/01/26				BUDGET BALANCE	85,000.00			55,581.00
03/25/26		2026-03357	02*17984	MADDEN MEDIA	0.00	7,083.00	0.00	62,664.00
TOTALS					85,000.00	62,664.00	0.00	62,664.00

ACCOUNT # 24-4926-370-03 DESC: DIGITAL CAMPAIGN REPORTING ASN:								
03/01/26				BUDGET BALANCE	15,000.00			9,850.00
03/25/26		2026-03357	02*17984	MADDEN MEDIA	0.00	1,250.00	0.00	11,100.00
TOTALS					15,000.00	11,100.00	0.00	11,100.00

ACCOUNT # 24-4926-370-04 DESC: E-MAIL CAMPAIGNS ASN:								
03/01/26				BUDGET BALANCE	30,000.00			20,410.00
03/25/26		2026-03357	02*17984	MADDEN MEDIA	0.00	2,500.00	0.00	22,910.00
TOTALS					30,000.00	22,910.00	0.00	22,910.00

ACCOUNT # 24-4926-370-05 DESC: SEM MANAGEMENT ASN:								
03/01/26				BUDGET BALANCE	207,520.00			135,513.11

ACCOUNT ACTIVITY ANALYSIS

BC2001

BEGINNING 03/01/26 ENDING 03/31/26

TRANS DATE	PO NUMBER	INVOICE NUMBER	CHECK NUMBER	TRANSACTION/ VENDOR NAME	BEGINNING BAL/BUDGET	DEBITS	CREDITS	BALANCE
ACCOUNT # 24-4926-370-05 DESC: SEM MANAGEMENT ASN: =====> CONTINUED <=====								
03/25/26		077983	04*2401033	LOVE COMMUNICATIONS LLC	0.00	14,779.96	0.00	150,293.07
03/25/26		077985	04*2401033	LOVE COMMUNICATIONS LLC	0.00	3,960.00	0.00	154,253.07
TOTALS					207,520.00	169,362.68	15,109.61	154,253.07

ACCOUNT # 24-4926-370-09 DESC: SOCIAL MEDIA SPEND ASN:								
03/01/26				BUDGET BALANCE	168,000.00			87,087.34
03/09/26		02/25/2026	04*2401016	BUSINESS CARD	0.00	554.93	0.00	87,642.27
03/09/26		02/25/2026	04*2401017	BUSINESS CARD	0.00	1,688.98	0.00	89,331.25
03/09/26		02/25/2026	04*2401015	STEVE OWEN	0.00	14,401.05	0.00	103,732.30
03/09/26		02/25/2026	04*2401017	BUSINESS CARD	0.00	0.00	13.44	103,718.86
03/11/26		02/25/2026	04*2401015	STEVE OWEN	0.00	0.00	14,401.05	89,317.81
03/11/26		02/25/2026	04*2401023	BUSINESS CARD	0.00	14,401.05	0.00	103,718.86
03/27/26			JE-261135	JOE: JC TDA BOA 6415 PYM	0.00	12,199.67	0.00	115,918.53
TOTALS					168,000.00	130,947.61	15,029.08	115,918.53

ACCOUNT # 24-4926-393-00 DESC: VISITOR CENTER OPERATIONS ASN:								
03/01/26				BUDGET BALANCE	249,465.00			180,276.00
03/10/26		25709	04*2401011	JACKSON CO. CHAMBER OF C	0.00	9,556.58	0.00	189,832.58
03/10/26		25722	04*2401012	CASHIERS AREA CHAMBER OF	0.00	8,565.42	0.00	198,398.00
03/10/26		26-0444	04*2401018	NATIONAL COMMUNICATIONS,	0.00	112.35	0.00	198,510.35
03/10/26		26-0444	04*2401018	NATIONAL COMMUNICATIONS,	0.00	0.00	7.35	198,503.00
TOTALS					249,465.00	198,510.35	7.35	198,503.00

ACCOUNT # 24-4926-393-01 DESC: PUBLIC RELATIONS ASN:								
03/01/26				BUDGET BALANCE	133,000.00			77,361.36
03/25/26		65118	02*17955	LOU HAMMOND GROUP ATLANT	0.00	8,075.00	0.00	85,436.36
03/25/26		65128	02*17955	LOU HAMMOND GROUP ATLANT	0.00	536.95	0.00	85,973.31
TOTALS					133,000.00	85,973.31	0.00	85,973.31

ACCOUNT # 24-4926-393-02 DESC: CONTRACTED SERVICES ASN:								
03/01/26				BUDGET BALANCE	22,000.00			14,666.64

ACCOUNT ACTIVITY ANALYSIS

BC2001

BEGINNING 03/01/26 ENDING 03/31/26

TRANS DATE	PO NUMBER	INVOICE NUMBER	CHECK NUMBER	TRANSACTION/ VENDOR NAME	BEGINNING BAL/BUDGET	DEBITS	CREDITS	BALANCE
ACCOUNT # 24-4926-393-02 DESC: CONTRACTED SERVICES ASN: =====> CONTINUED <=====								
03/31/26		TLJ	JE-261136	JOE: TDA ADMIN MARCH,202	0.00	1,833.33	0.00	16,499.97
TOTALS					22,000.00	16,499.97	0.00	16,499.97
ACCOUNT # 24-4926-393-03 DESC: CONTRACTED SERVICES-RECORDING ASN:								
03/01/26				BUDGET BALANCE	1,400.00			200.00
03/25/26		03/18/2026	04*2401030	CHERYL OSBORNE	0.00	50.00	0.00	250.00
TOTALS					1,400.00	250.00	0.00	250.00
ACCOUNT # 24-4926-393-06 DESC: CONTRACTED-AD FIRM RETAINER ASN:								
03/01/26				BUDGET BALANCE	50,000.00			34,569.00
03/25/26		2026-03357	02*17984	MADDEN MEDIA	0.00	4,167.00	0.00	38,736.00
TOTALS					50,000.00	38,736.00	0.00	38,736.00
ACCOUNT # 24-4926-393-07 DESC: CONTRACTED SERVICES-STR ASN:								
03/01/26				BUDGET BALANCE	12,200.00			12,084.48
TOTALS					12,200.00	12,084.48	0.00	12,084.48
ACCOUNT # 24-4926-393-08 DESC: CONTRACTED-AD FIRM MISC ASN:								
03/25/26		2026-03357	02*17984	MADDEN MEDIA	0.00	2,500.00	0.00	21,241.91
TOTALS					30,000.00	21,241.91	0.00	21,241.91
ACCOUNT # 24-4926-393-11 DESC: SOFTWARE,INTERNET,MISC SERVICES ASN:								
03/01/26				BUDGET BALANCE	45,936.00			41,667.50
03/09/26		02/25/2026	04*2401016	BUSINESS CARD	0.00	553.52	0.00	42,221.02
03/09/26		02/25/2026	04*2401016	BUSINESS CARD	0.00	0.00	27.47	42,193.55
TOTALS					45,936.00	44,045.10	1,851.55	42,193.55

ACCOUNT ACTIVITY ANALYSIS

BC2001

BEGINNING 03/01/26 ENDING 03/31/26

TRANS DATE	PO NUMBER	INVOICE NUMBER	CHECK NUMBER	TRANSACTION/ VENDOR NAME	BEGINNING BAL/BUDGET	DEBITS	CREDITS	BALANCE
------------	-----------	----------------	--------------	-----------------------------	-------------------------	--------	---------	---------

ACCOUNT # 24-4926-393-11 DESC: SOFTWARE,INTERNET,MISC SERVICES ASN: =====> CONTINUED <=====

ACCOUNT # 24-4926-393-14 DESC: CONTRACTED SERVICES-HR OUTSOURCING ASN:

03/01/26				BUDGET BALANCE	9,600.00			3,652.20
03/01/26	2674		04*2401008	CRAFT HR SOLUTIONS, LLC	0.00	360.00	0.00	4,012.20
03/10/26	2712		04*2401021	CRAFT HR SOLUTIONS, LLC	0.00	360.00	0.00	4,372.20
03/13/26	TLJ		JE-261082	JOE: PAYROLL INVOICE#:98	0.00	136.00	0.00	4,508.20
TOTALS					9,600.00	4,508.20	0.00	4,508.20

ACCOUNT # 24-4926-393-15 DESC: RESEARCH AND ANALYTICS ASN:

03/01/26				BUDGET BALANCE	70,469.00			61,000.00
03/25/26	3251		04*2401031	KEY DATA	0.00	10,037.12	0.00	71,037.12
TOTALS					70,469.00	71,037.12	0.00	71,037.12

ACCOUNT # 24-4926-399-00 DESC: CONTRACTED SERVICES ASN:

03/01/26				BUDGET BALANCE	62,450.00			43,711.62
03/01/26	2403		04*2401009	TEMBO HOSPITALITY GROUP	0.00	4,600.00	0.00	48,311.62
03/10/26	2412		02*17855	TEMBO HOSPITALITY GROUP	0.00	250.00	0.00	48,561.62
TOTALS					62,450.00	48,561.62	0.00	48,561.62

ACCOUNT # 24-4926-399-09 DESC: MEDIA MANAGEMENT ASN:

03/01/26				BUDGET BALANCE	50,000.00			0.00
TOTALS					50,000.00	0.00	0.00	0.00

ACCOUNT # 24-4926-412-00 DESC: BUILDING RENT ASN:

03/01/26	215486		04*2401007	OWENS AND GATES LLC	0.00	1,900.00	0.00	17,100.00
TOTALS					23,280.00	17,100.00	0.00	17,100.00

ACCOUNT # 24-4926-454-00 DESC: INSURANCE ASN:

03/01/26				BUDGET BALANCE	3,754.00			6,842.22
----------	--	--	--	----------------	----------	--	--	----------

=====		ACCOUNT ACTIVITY ANALYSIS			PAGE 9		=====		
BC2001		BEGINNING 03/01/26			ENDING 03/31/26				
TRANS DATE	PO NUMBER	INVOICE NUMBER	CHECK NUMBER	TRANSACTION/ VENDOR NAME	BEGINNING BAL/BUDGET	DEBITS	CREDITS	BALANCE	

ACCOUNT # 24-4926-454-00 DESC: INSURANCE ASN: =====>					CONTINUED <=====				
03/10/26		03/09/2026	04*2401020	UNITED STATES LIABILITY	0.00	3,063.00	0.00	9,905.22	
TOTALS					3,754.00	9,905.22	0.00	9,905.22	
=====									
ACCOUNT # 24-4926-491-00 DESC: DUES AND SUBSCRIPTIONS ASN:									
03/01/26				BUDGET BALANCE	9,739.00			11,332.29	
03/09/26		02/25/2026	04*2401016	BUSINESS CARD	0.00	37.43	0.00	11,369.72	
03/25/26		11027	04*2401027	CASHIERS AREA CHAMBER OF	0.00	230.00	0.00	11,599.72	
TOTALS					9,739.00	11,793.87	194.15	11,599.72	
=====									
ACCOUNT # 24-4926-550-00 DESC: CAPITAL OUTLAY-EQUIPMENT ASN:									
03/01/26				BUDGET BALANCE	1,000.00			0.00	
TOTALS					1,000.00	0.00	0.00	0.00	
=====									
ACCOUNT # 24-4926-550-01 DESC: CAPITAL PROJECTS ASN:									
TOTALS					1,295,322.00	750,000.00	0.00	750,000.00	
=====									
ACCOUNT # 24-4926-699-00 DESC: GRANTS ASN:									
03/25/26		03/18/2026	04*2401025	TOWN OF SYLVA	0.00	3,000.00	0.00	9,797.00	
TOTALS					100,000.00	9,797.00	0.00	9,797.00	
=====									
ACCOUNT # 24-4926-699-02 DESC: MISCELLANEOUS DONATIONS ASN:									
03/01/26				BUDGET BALANCE	11,700.00			2,500.00	
TOTALS					11,700.00	2,500.00	0.00	2,500.00	
=====									
ACCOUNT # 24-4926-990-00 DESC: CONTINGENCY ASN:									
TOTALS					3,000.00	0.00	0.00	0.00	
=====									