

K-Town Connect Ambassador Program October 2024 - December 2024 Quarterly Report





Hospitality


All interactions (Assists, maps/directions, business contacts, and escorts)



Hospitality Stats

October 2024 through December 2024

Activity	10/2024	11/2024	12/2024	Total
Business Contact	244	320	277	841
Directions Provided	20	13	3	36
Hospitality Assistance	139	164	78	381
Hospitality Escort	5	3	0	8
Maps / Handouts Provided	2	2	0	4
Photo Assist	0	1	0	1




Cleaning Litter Collected



Cleaning Stats

October 2024 through December 2024

Activity	10/2024	11/2024	12/2024	Total
City Maintenance Reported	1	2	0	3
Graffiti - Reported	94	0	0	94
Graffiti/Sticker/Bill Removal	4	245	22	271
Litter Collected (Pieces)	5384	5535	705	11624
Scooter Relocation	212	181	88	481
Trash Cans Emptied	3	0	0	3



Safety


All interactions (Welfare checks, calls for service, panhandling)



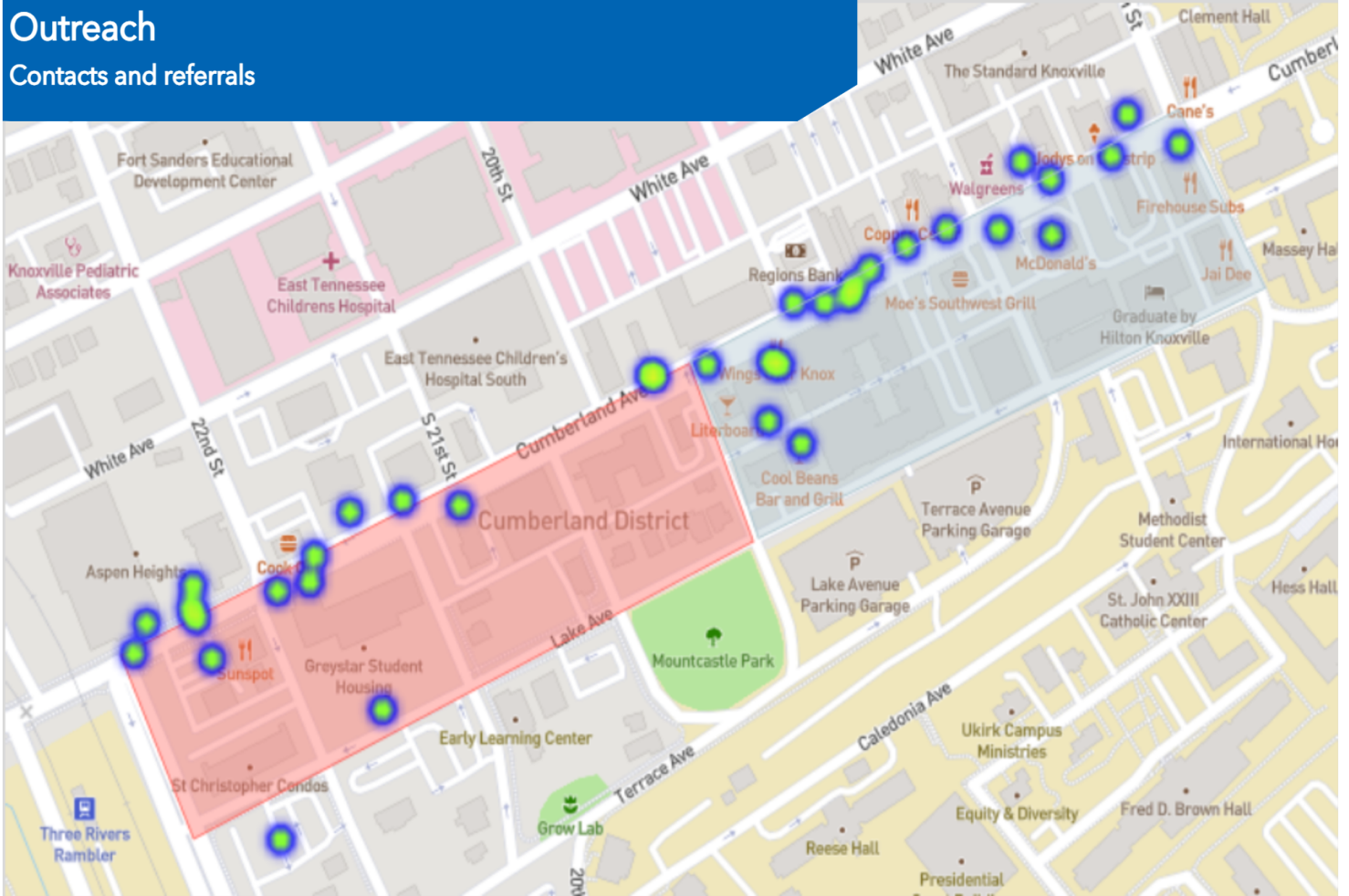
Safety Stats

October 2024 through December 2024

Activity	10/2024	11/2024	12/2024	Total
Calls For Service	10	42	12	64
Drug Paraphernalia Found	1	1	0	2
Ordinance Violation	1	1	0	2
Panhandling - Aggressive	0	2	3	5
Panhandling - Passive	1	1	0	2
Welfare Check	18	17	4	39



Outreach Contacts and referrals



Outreach Stats

October 2024 through December 2024

Activity	10/2024	11/2024	12/2024	Total
Outreach Contact	13	18	5	36
Outreach Referrals	4	4	2	10