

2026

# January - March

UT Campus Report



K-TOWN  
CONNECT



# Cleaning Heat Map

January - March



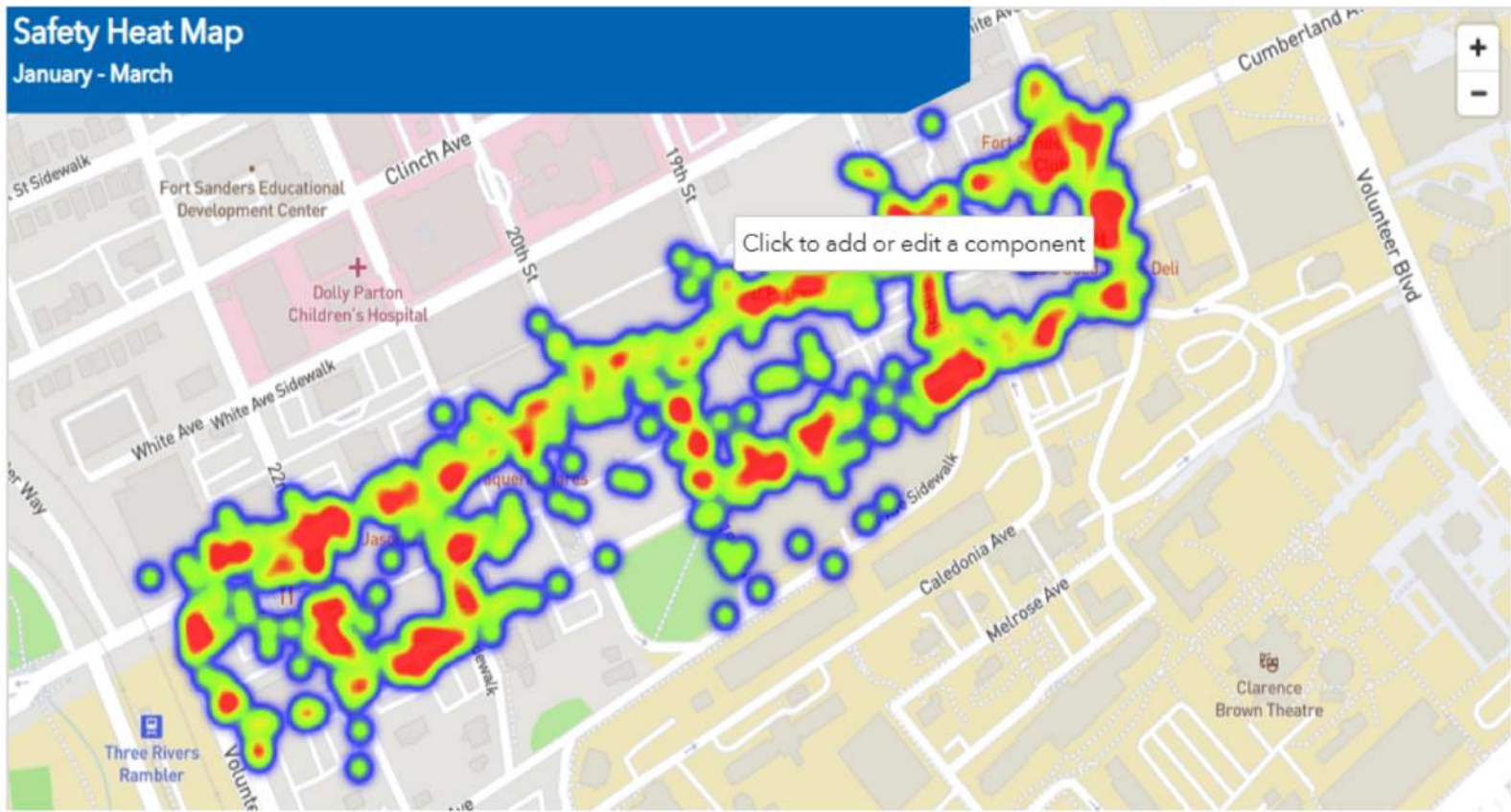
## January 2026 through March 2026

Alley Check	166	231	232	629
Graffiti Reported	4	3	12	19
Graffiti/Sticker/Bill Removal	29	84	150	263
Litter Collected (Pieces)	22826	10837	13916	47579
Pan & Broom	398	23	10	431




# Safety Heat Map

January - March



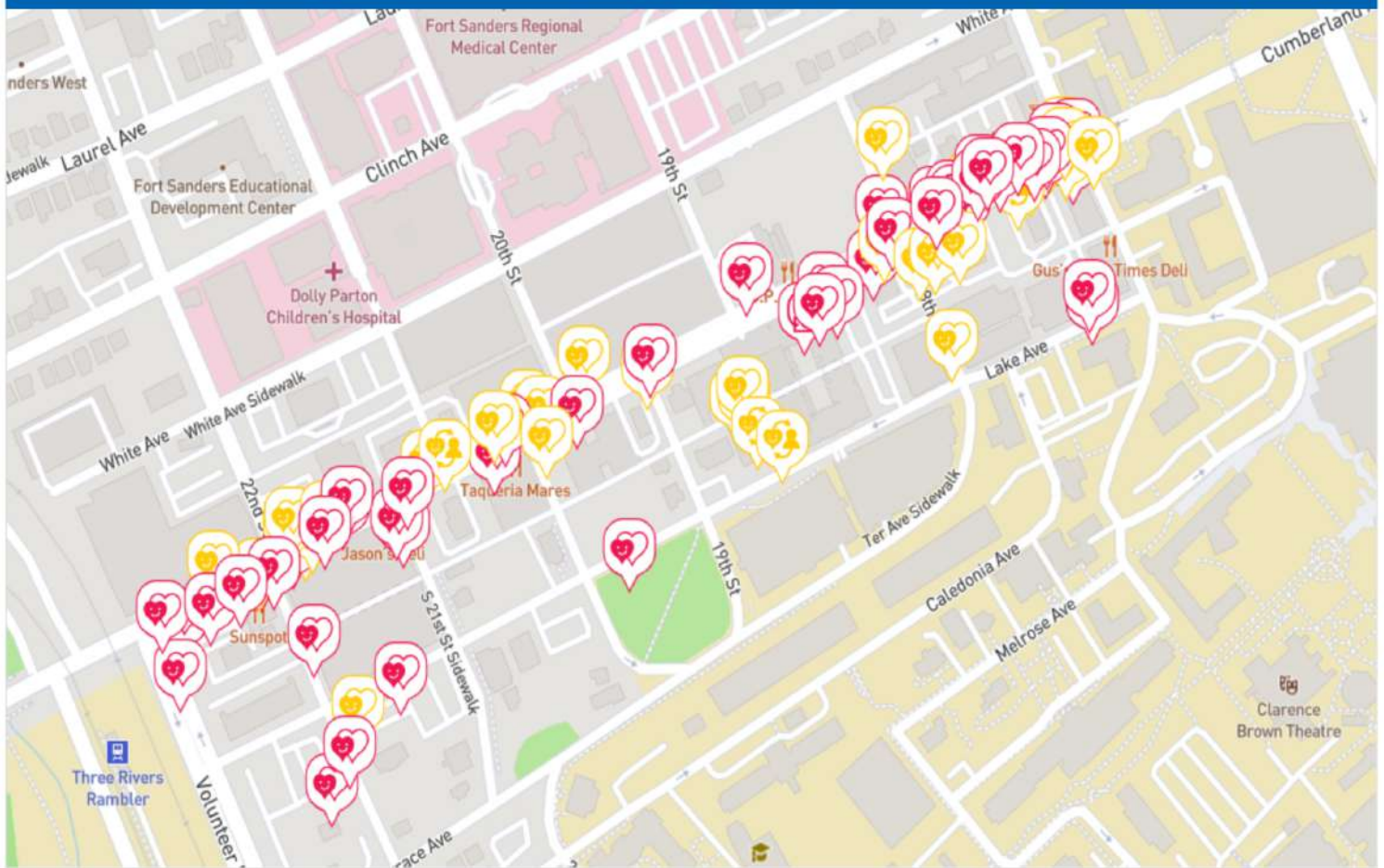
## January 2026 through March 2026

Calls For Service	11	15	26	52
City Maintenance Reported	17	19	50	86
Drug Paraphernalia Found	359	23	75	457
Ordinance Violation	12	13	17	42
Scooter Relocation	334	301	805	1440



# Outreach Markers

January - March



## January 2026 through March 2026

Outreach Contact	5	14	28	47
Outreach Referral	2	1	2	5
Panhandling - Aggressive	0	0	0	0
Panhandling - Passive	2	0	0	2
Welfare Check	108	194	179	481



# Hospitality Heat Map

January - March



## January 2026 through March 2026

Business Contact	290	328	484	1102
Directions Provided	49	77	118	244
Hospitality Assistance	203	592	1000	1795
Hospitality Escort	9	11	9	29
Maps/Handouts Provided	39	32	260	331
Photo Assist	10	105	43	158

