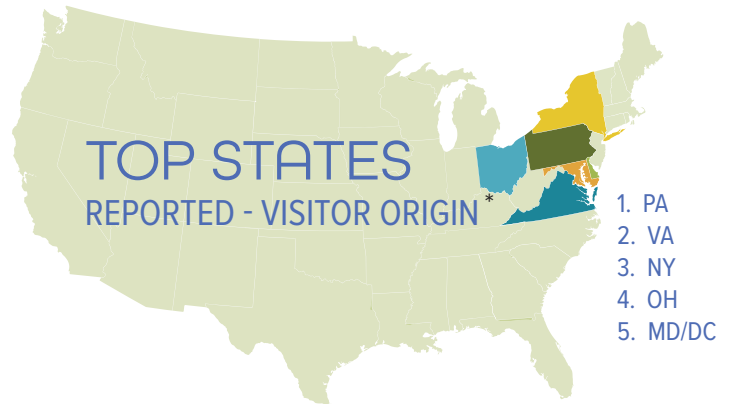
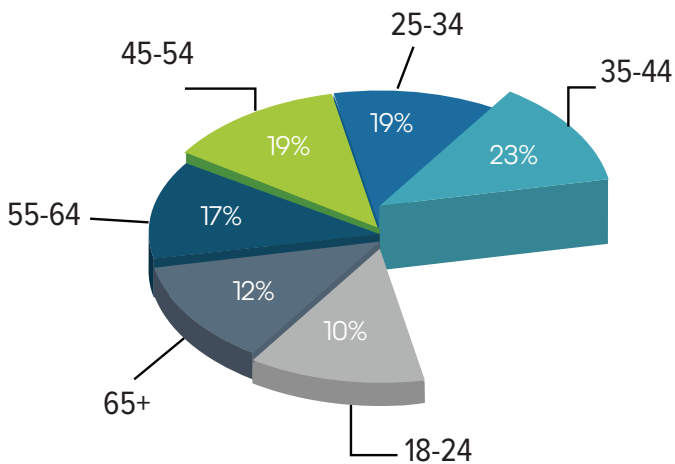


# Tourism Matters

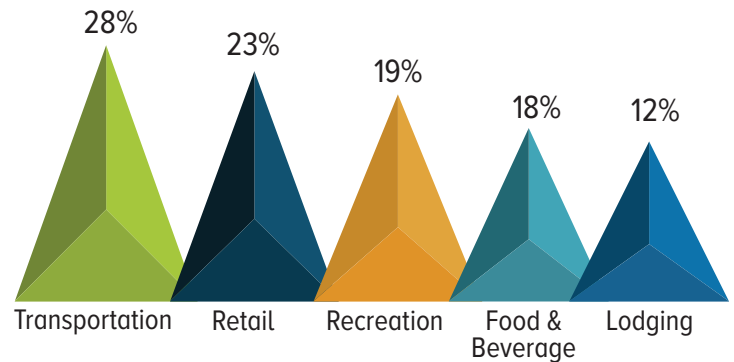
## LAUREL HIGHLANDS VISITOR PROFILE & ECONOMIC IMPACT DATA



### AVERAGE AGE RANGE\*



### SPENDING BY CATEGORY\*



**\$1.7**  
BILLION

2021 VISITOR SPENDING IN THE LAUREL HIGHLANDS\*

**13,550**

TOURISM JOBS IN THE LAUREL HIGHLANDS IN 2021 REPRESENTING 11.6% OF THE REGION'S TOTAL JOB COUNT\*

**\$107 million**

FEDERAL TAXES GENERATED BY TOURISM INDUSTRY IN THE LAUREL HIGHLANDS IN 2021\*

**\$192.8 million**

STATE AND LOCAL TAXES GENERATED BY TOURISM INDUSTRY IN THE LAUREL HIGHLANDS IN 2021\*

### ECONOMIC IMPACT OF TOURISM IN PA\*

**179.8**  
Million

TOTAL VISITORS TO PA IN 2021

**28.3**  
Million

INCREASE IN VISITORS TO PA IN 2021

**\$23.2**  
Billion

SPENDING BY OVERNIGHT VISITORS TO PA IN 2021.

**\$14.8**  
Billion

SPENDING BY DAY VISITORS TO PA IN 2021.

\* 2022 GO Laurel Highlands Google Analytics

† The Economic Impact of Travel in Pennsylvania - 2021 Tourism Economics - An Oxford Economics Company, 2023