

**COVID-19 is a new disease and the CDC is still learning about how it spreads and the severity of illness it causes.*


Toolkit for Essential Businesses to Support COVID-19 Prevention Efforts

Social distancing means keeping space between yourself and other people outside of your home. It is one of the best tools we have to prevent the spread of COVID-19. The basic requirements of social distancing for essential businesses¹ are straightforward:

- **Help people practice social distancing**
- **Prevent unnecessary contact**
- **Encourage cleanliness**

Businesses can be creative in developing social distancing plans that meet their unique needs, and should be firm in requiring employees and customers to abide by them.

Make it easy for people to stay 6 feet apart, and prevent people from gathering.



Here are some common strategies, but something different may work best for your business:

- **Offer pickup or carry-out** to restrict customers from entering the building
- **Limit the number of people** that can enter your business
- **Place signs, tape, or other markers** to demonstrate a 6 foot distance in lines and other areas of your business
- **Change the workflow** so customers don't gather
- **Ensure your employees practice social distancing**

Post the 'Social Distancing' flier included in this toolkit below.

¹ Wisconsin essential business list: <https://wedc.org/essentialbusiness/>

Prevent unnecessary contact.

- Prevent people from self-serving food or food-related items; bulk foods, salad bar, lids, cups, etc.
- Stop allowing people to bring their own bags, mugs, or other reusable items from home.
- Have people use contactless pay options if possible (pay ahead by phone or smart phone apps). Otherwise, disinfect payment machines between each customer.
- Consider installing a clear plastic screen between cashiers and customers if it is not possible to maintain six feet of distance between them at check out.



Encourage patrons to keep it clean.

- In addition to your increased cleaning efforts, make tissues, hand sanitizer, and sanitizing wipes readily available for customers.

Display 'COVID-19 Shopping Tips' flier included below.

Display 'Cover Your Cough' flier included below.

Display 'Wash Your Hands' fliers near all sinks, included below.



Sources and Additional Resources:

- DHS COVID-19 Guidance for Businesses and Employers: <https://www.dhs.wisconsin.gov/covid-19/employers.htm>
- For the latest information on how COVID-19 spreads, visit: <https://www.cdc.gov/coronavirus/2019-ncov/prevent-getting-sick/how-covid-spreads.html>
- COVID-19 Shopping Tips flier: <https://www.dhs.wisconsin.gov/publications/p02620d.pdf>
- Cover Your Cough flier: <https://www.health.state.mn.us/people/cyc/cycpgeneng.pdf>
- Wash Your Hands flier: <https://www.cdc.gov/handwashing/posters.html>



Marshfield Clinic
Health System

Please keep your social distance



COVID-19

SHOPPING TIPS

WATCH WHAT YOU TOUCH



Disinfect cart and basket handles

Sanitize or use disinfectant wipes to clean cart and basket handles before use.

WASH YOUR HANDS



Don't forget the soap

Wash your hands with soap for at least 20 seconds.

SHARING IS CARING



Be fair, please share

Stockpiling can mean someone may not be able to buy what they desperately need.

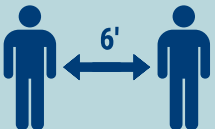
PERSONAL HYGIENE



Don't spread germs

Cover your mouth and nose with a tissue when you cough or sneeze or use the inside of your elbow. Don't forget to wash your hands afterward.

SOCIAL DISTANCING



Keep a personal radius

Staying six feet away from others, even in the checkout line, does not make you unfriendly, it makes you considerate.

LIMIT NONESSENTIAL OUTINGS

Consider others



If you or someone you know is more vulnerable, take precautions. Outings, even to a grocery store, could put them at risk. You may bring home more than just groceries.




WISCONSIN DEPARTMENT
of HEALTH SERVICES

P-02620D (03/2020)


www.dhs.wisconsin.gov/covid-19

Stop the spread of germs that make you and others sick!

Cover your Cough



Cover your mouth
and nose with a
tissue when you
cough or sneeze
or
cough or sneeze into
your upper sleeve,
not your hands.




Put your used tissue in
the waste basket.




Clean your Hands

after coughing or sneezing.



Wash hands
with soap and
warm water

or
clean with
alcohol-based
hand cleaner.





**CLEAN
HANDS KEEP
YOU HEALTHY.**

**Wash your hands with soap
and water for at least**

20 SECONDS.

LIFE IS BETTER WITH

**CLEAN
HANDS**



www.cdc.gov/handwashing



This material was developed by CDC. The Life is Better with Clean Hands Campaign is made possible by a partnership between the CDC Foundation, GOJO, and Staples. HHS/CDC does not endorse commercial products, services, or companies.

CS309599A