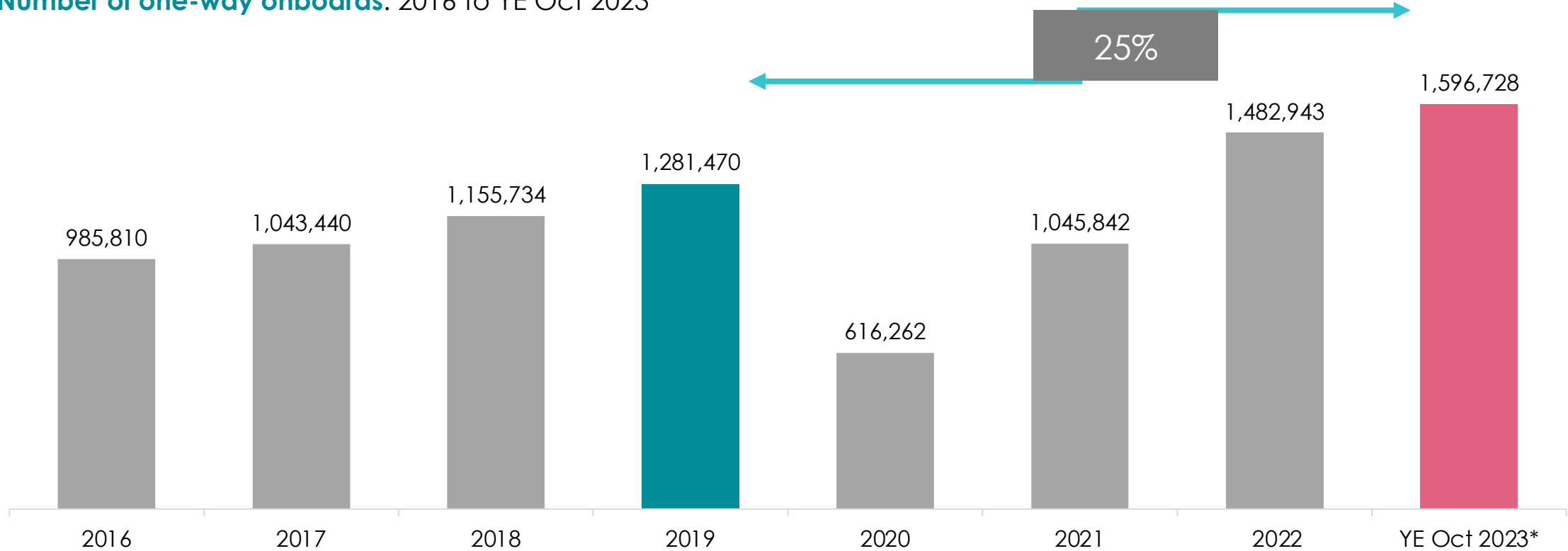


ONBOARDS ARE UP BY 25% FROM YE 2019 TO YE OCT 2023 AND PROJECTED TO BE ANOTHER RECORD YEAR

PSP ONBOARD TRENDS

Number of one-way onboards: 2016 to YE Oct 2023*



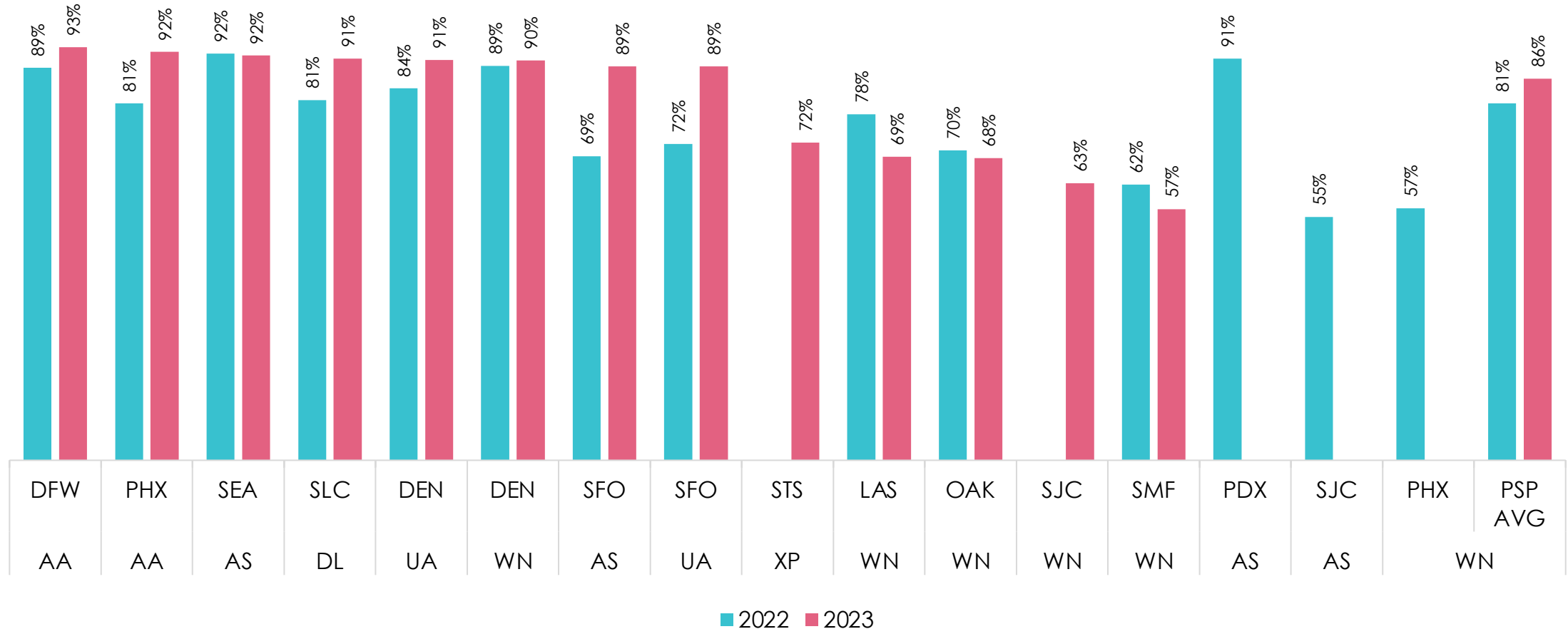
Note *: August-October 2023 derived from PSP enplanement report to encompass international airlines

Source: Cirium T-100 & schedule data via Diio MI. PSP enplanement report. Ailevon Pacific Aviation Consulting analysis

AMERICAN'S DALLAS-DFW FLIGHT HAD PSP'S HIGHEST LOAD FACTOR IN JUNE AT 93%, FOLLOWED BY AMERICAN'S PHOENIX FLIGHT WITH 92%

PSP DOMESTIC MARKETS - LOAD FACTOR¹ June 2022 versus June 2023

PSP Onboards were down -6% on a -13% decline in seat capacity resulting in load factor of 86%; 6 points higher than 2022



Note: Descending order by Current Year LF (%)

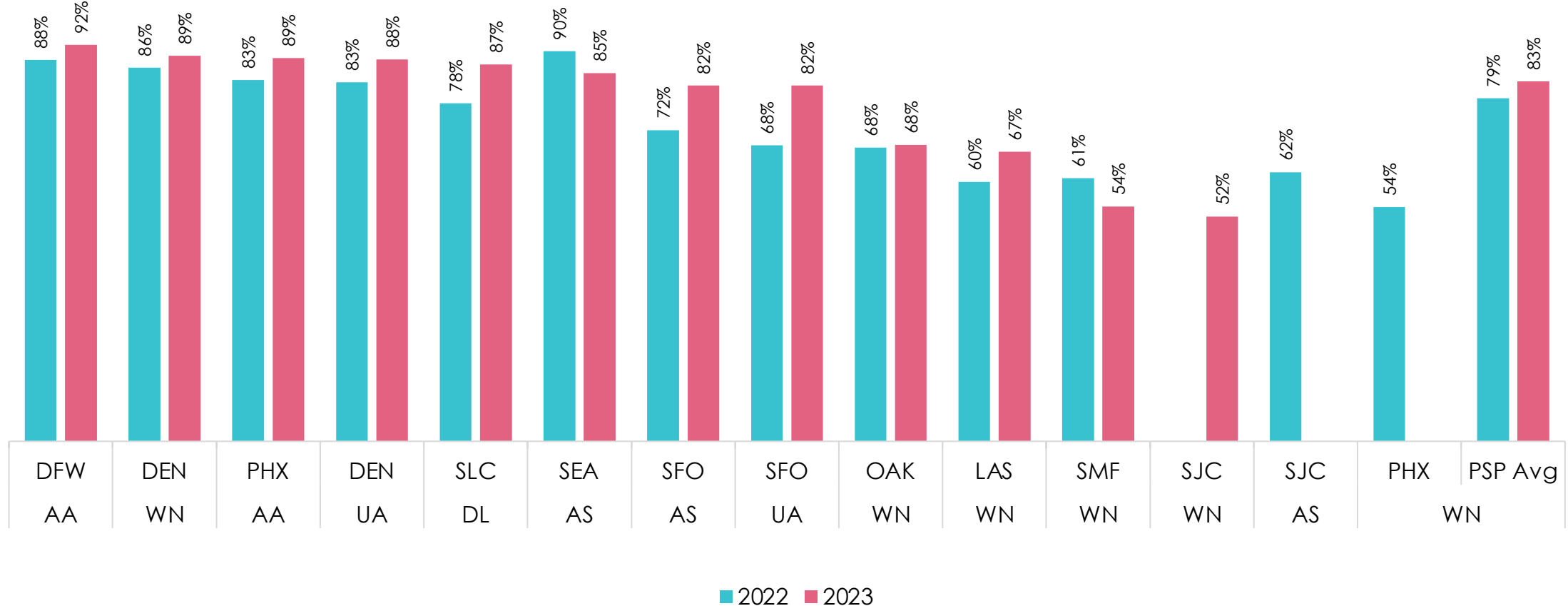
Note 1: AA = American, AS = Alaska, DL = Delta, B6 = JetBlue, G4 = Allegiant, F9 = Frontier, SY = Sun Country, LF = Contour UA = United, WN = Southwest, XP = Avelo

Sources: T-100 data via Diio Mi by Cirium, Ailevon Pacific Aviation Consulting analysis

PSP'S HIGHEST LOAD FACTOR MARKETS IN JULY WERE AMERICAN'S DALLAS-DFW FLIGHT AT 92%, AND SOUTHWEST'S DENVER AT 89%

PSP DOMESTIC MARKETS - LOAD FACTOR¹ July 2022 versus July 2023

PSP Onboards were down -11% on a -16% decrease in seat capacity resulting in load factor of 83%; 4 points higher than 2022



Note: Descending order by Current Year LF (%)

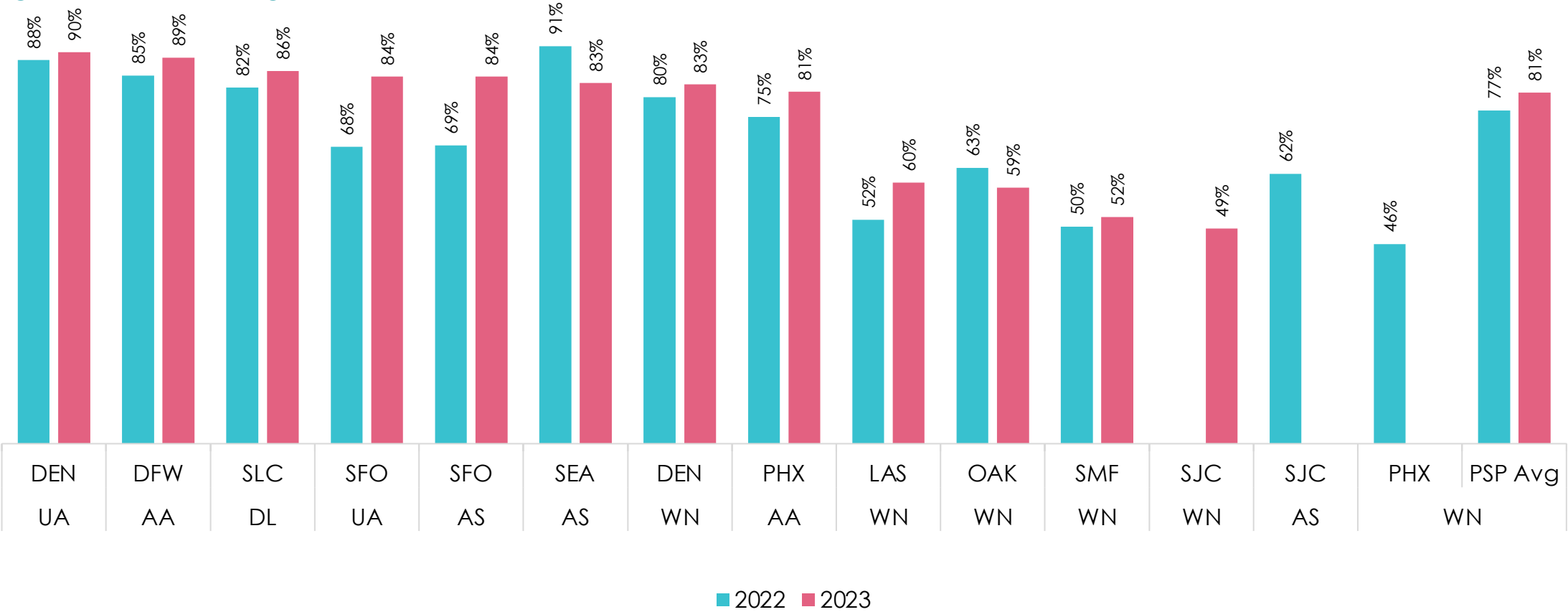
Note 1: AA = American, AS = Alaska, DL = Delta, B6 = JetBlue, G4 = Allegiant, F9 = Frontier, SY = Sun Country, LF = Contour UA = United, WN = Southwest, XP = Avelo

Sources: T-100 data via Diio Mi by Cirium, Ailevon Pacific Aviation Consulting analysis

PSP'S HIGHEST LOAD FACTOR MARKETS IN AUGUST WERE UNITED'S DENVER FLIGHT AT 90%, AND AMERICAN'S DALLAS-DFW AT 89%

PSP DOMESTIC MARKETS - LOAD FACTOR¹
August 2022 versus August 2023

PSP Onboards were down -11% on a -18% decrease in seat capacity resulting in load factor of 81%; 4 points higher than 2022

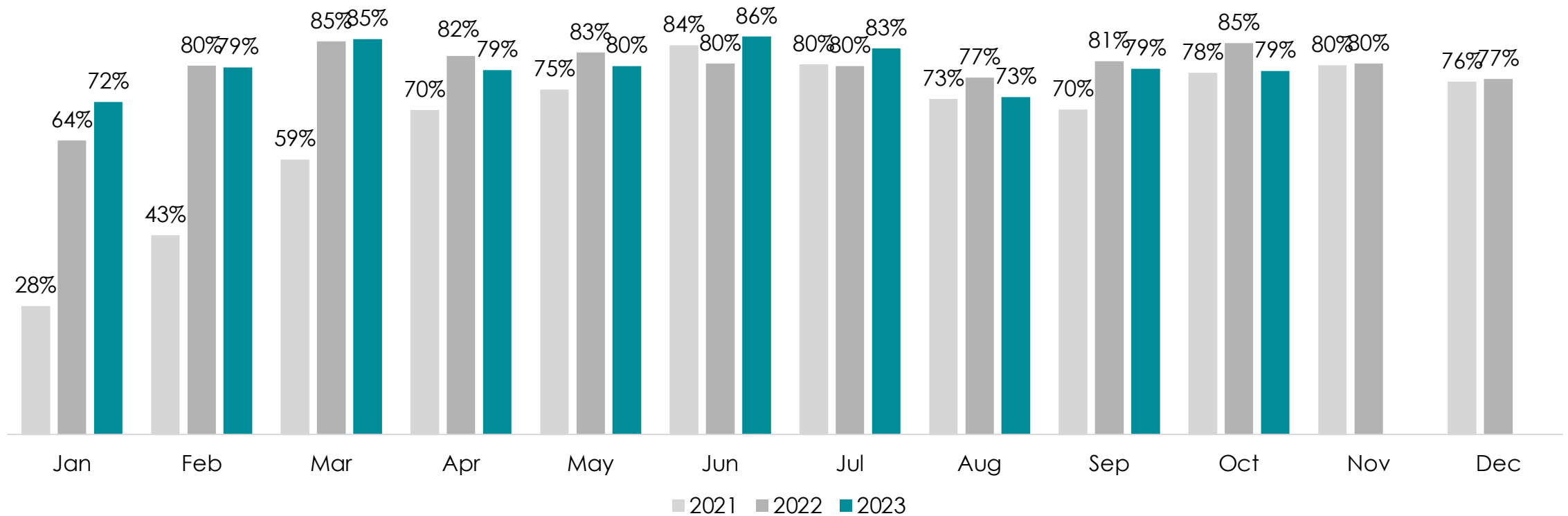


Note: Descending order by Current Year LF (%)
Note 1: AA = American, AS = Alaska, DL = Delta, B6 = JetBlue, G4 = Allegiant, F9 = Frontier, SY = Sun Country, LF = Contour UA = United, WN = Southwest, XP = Avelo
Sources: T-100 data via Diio Mi by Cirium, Ailevon Pacific Aviation Consulting analysis

PSP'S AUGUST LOAD FACTOR WAS 73%, SEPTEMBER AND OCTOBER WERE BOTH AT 79%

PSP LOAD FACTOR BY MONTH - JANUARY - OCTOBER

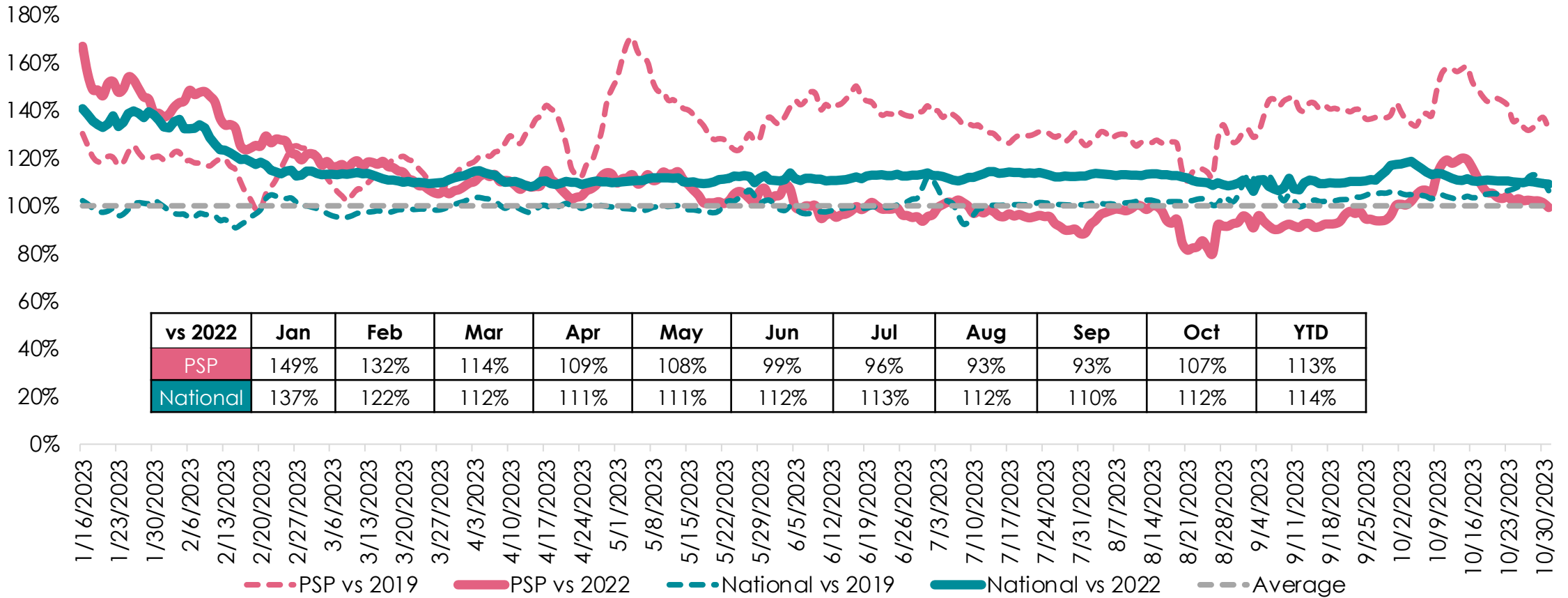
Load Factor: January 2021 - October 2023



Note 1: Jan 2021 to July 2023 is from T-100 data; Aug 23 onward enplanements are extracted from PSP Enplanement Report and seats extracted from Diio
Sources: PSP Enplanement Report, T-100 data via Diio Mi by Cirium, Ailevon Pacific Aviation Consulting analysis

TSA'S RECOVERY FOR PSP AUGUST 2023 YTD 113% YoY, -1 POINT BELOW THE NATIONAL AVERAGE

PSP TSA THROUGHPUT: JANUARY TO OCTOBER 2023 VERSUS 2022 AND 2019



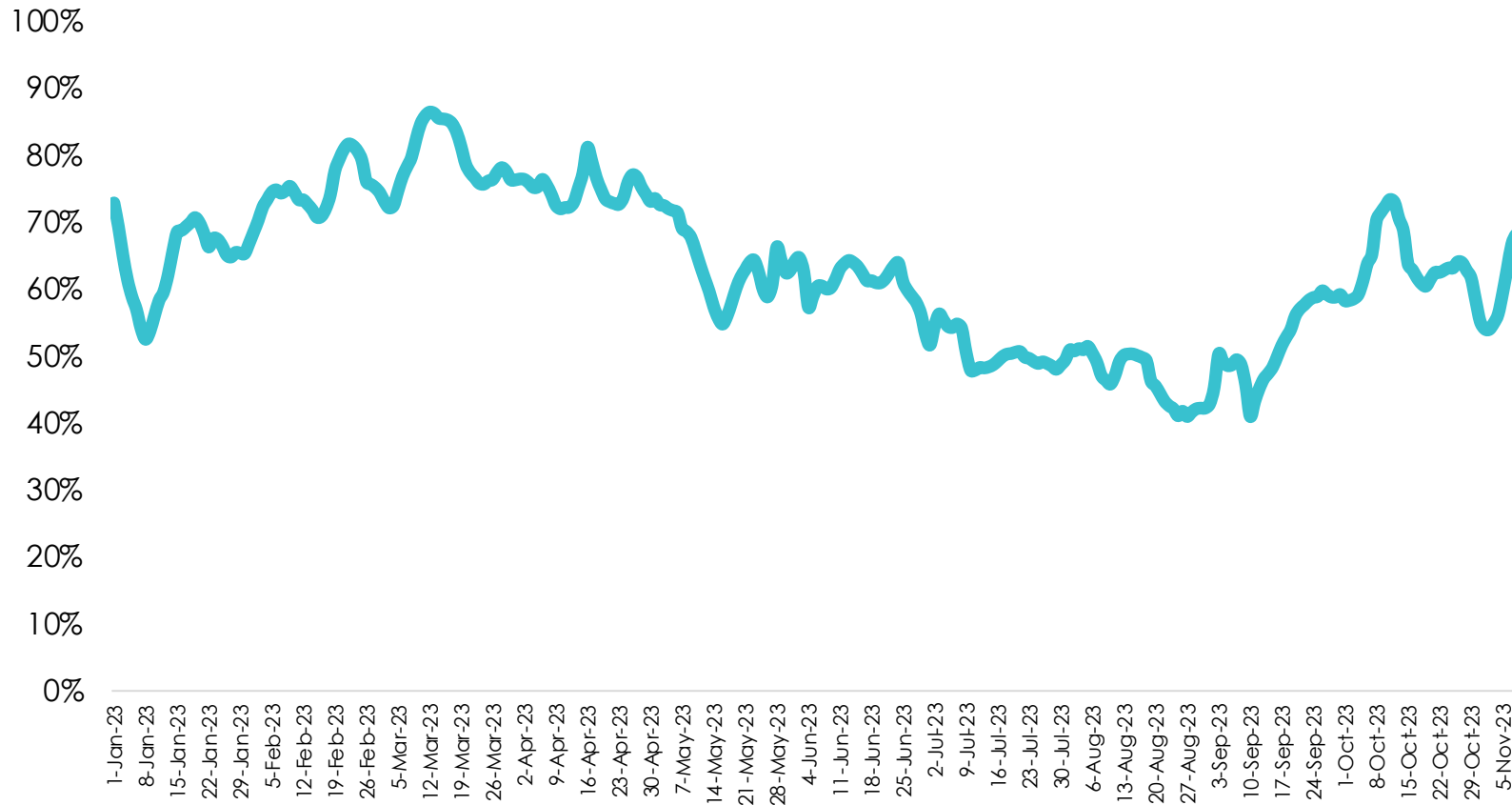
Note 1: 2019 data began January 10th

Sources: Transportation Security Administration (TSA), Ailevon Pacific Aviation Consulting analysis

HOTEL OCCUPANCY RATES IN SEPTEMBER & OCTOBER 2023 SAW A TWO POINT INCREASE VERSUS 2019

GREATER PALM SPRINGS: HOTEL OCCUPANCY % BY DAY

Daily hotel occupancy rates (%) January 1, 2023 to November 11, 2023

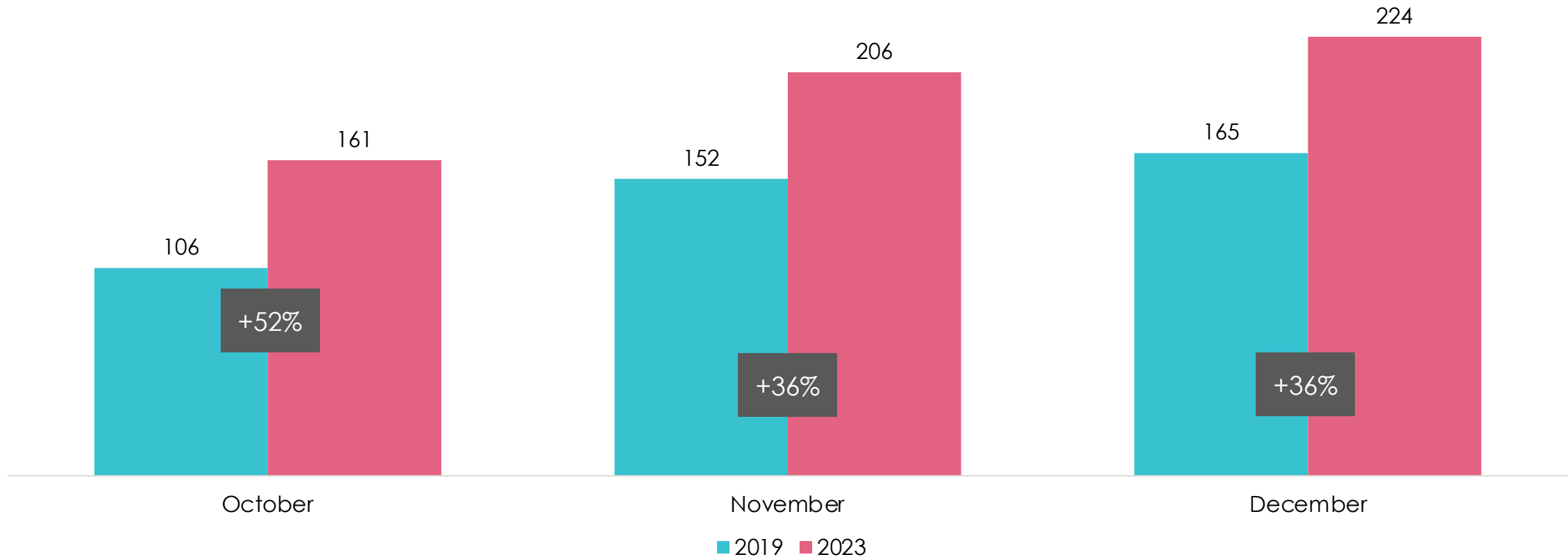


	2019	2022	2023
Jan	62%	56%	63%
Feb	73%	72%	76%
Mar	84%	79%	80%
Apr	75%	75%	75%
May	64%	63%	62%
Jun	56%	52%	60%
Jul	51%	51%	51%
Aug	49%	45%	45%
Sep	52%	51%	54%
Oct	60%	59%	62%
Nov	65%	66%	70% 1-11
Dec	55%	61%	

PSP SEAT PROJECTIONS IN 4Q 2023 ARE UP +40% VERSUS 2019 AND ...

PSP MONTHLY SEAT CAPACITY, 2019 VERSUS 2023¹

Monthly seats in thousands, **October to December 2023 versus 2019**

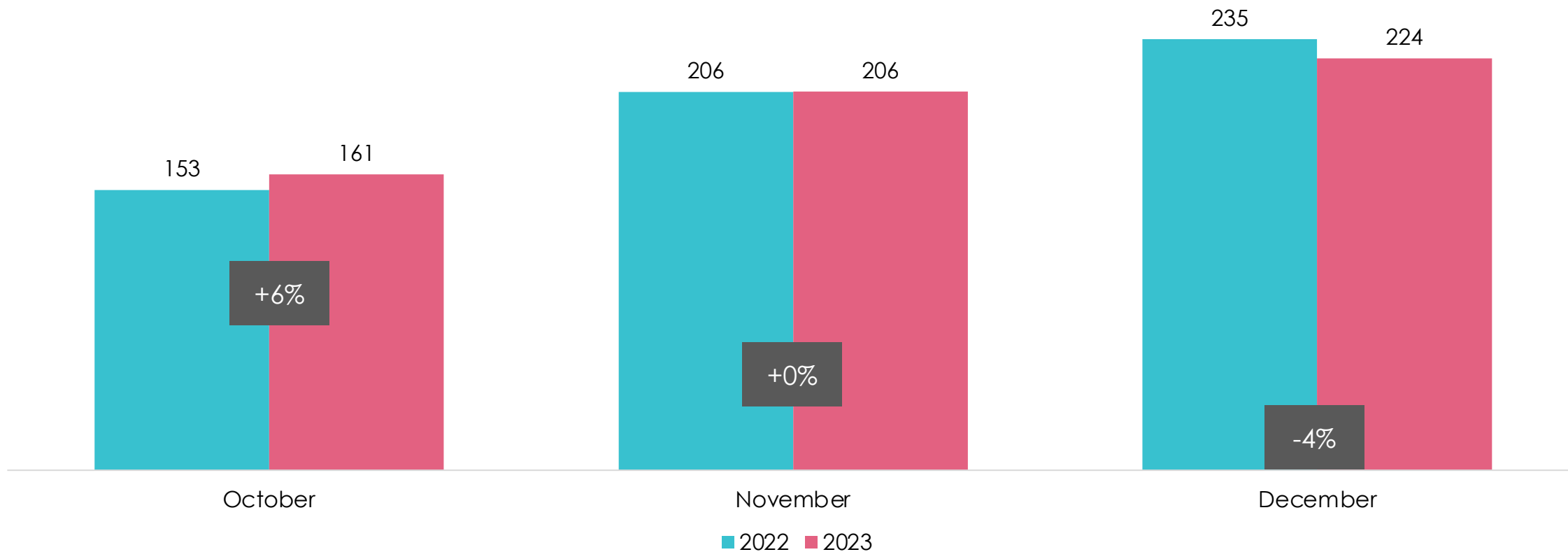


Note 1: November 2023 to December 2023 capacity subject to change based on airlines schedule updates -- Week of November 13, 2023
Source: Schedule data via Diio Mi by Cirium; (Week of November 13, 2023). Ailevon Pacific Aviation Consulting analysis

... PROJECTED TO BE UNCHANGED VERSUS SAME TIME PERIOD IN 2022

PSP MONTHLY SEAT CAPACITY, 2022 VERSUS 2023¹

Monthly seats in thousands, **October to December 2023 versus 2022**

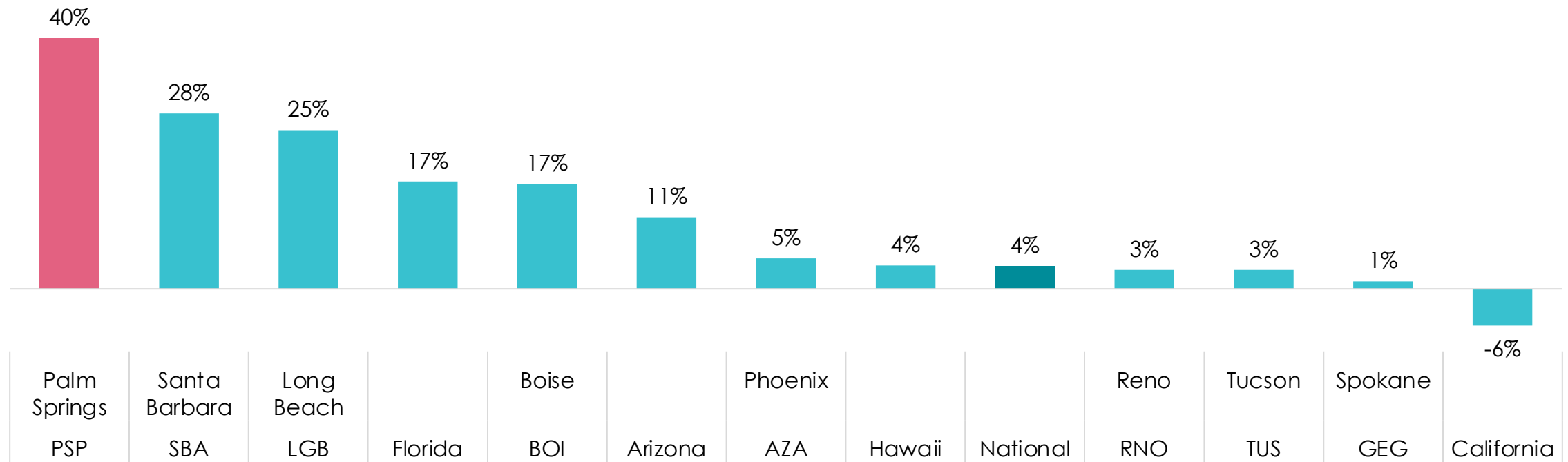


Note 1: November 2023 to December 2023 capacity subject to change based on airlines schedule updates - Week of November 13, 2023

Source: Schedule data via Diio Mi by Cirium; (Week of November 13, 2023). Ailevon Pacific Aviation Consulting analysis

PSP'S 4Q 2023 SEAT CAPACITY PERCENTAGE CHANGE VERSUS 2019 IS 36 POINTS HIGHER THAN THE NATIONAL AVERAGE

PSP VERSUS PEERS; SEAT CHANGE OCTOBER-DECEMBER 2023 VERSUS 2019¹
Percentage of seat change **October to December 2023 versus 2019**

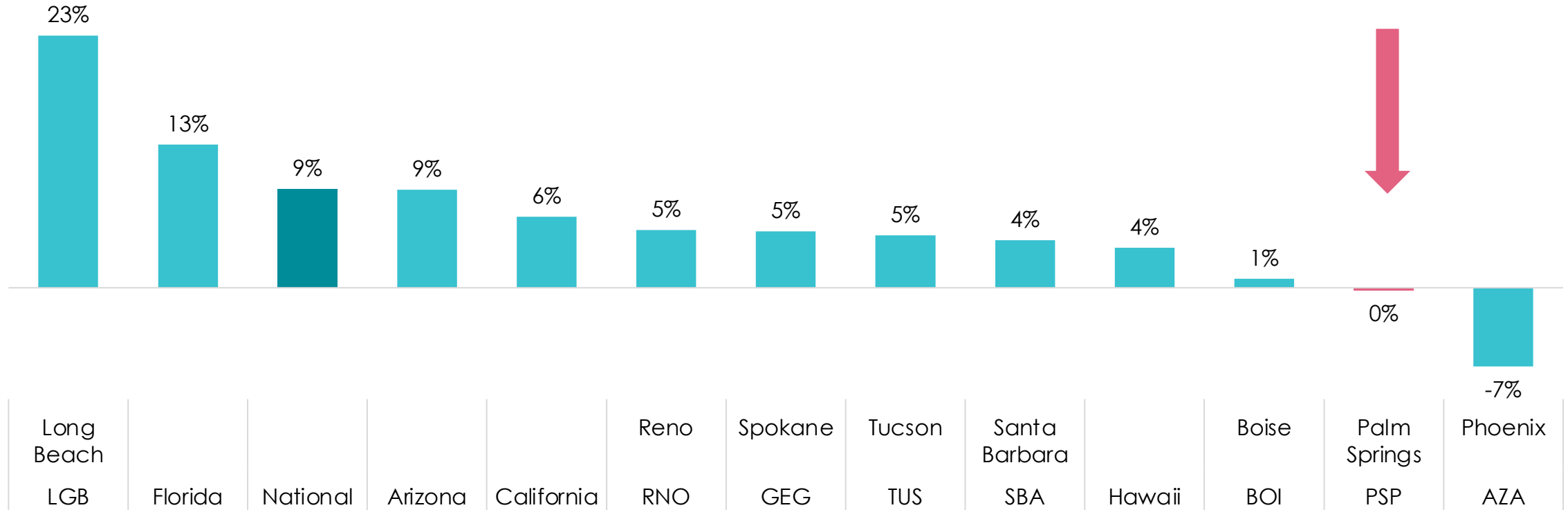


Note 1: November-December 2023 capacity subject to change based on airlines schedule updates -- Week of November 13, 2023
Source: Schedule data via Diio Mi by Cirium; (Week of November 13, 2023). Ailevon Pacific Aviation Consulting analysis

PSP'S 4Q 2023 YOY SEAT CAPACITY INCREASE IS SLIGHTLY LOWER THAN PEERS

PSP VERSUS PEERS; SEAT CHANGE OCTOBER-DECEMBER 2023 VERSUS 2022¹

Percentage of seat change **October to December 2023 versus 2022**

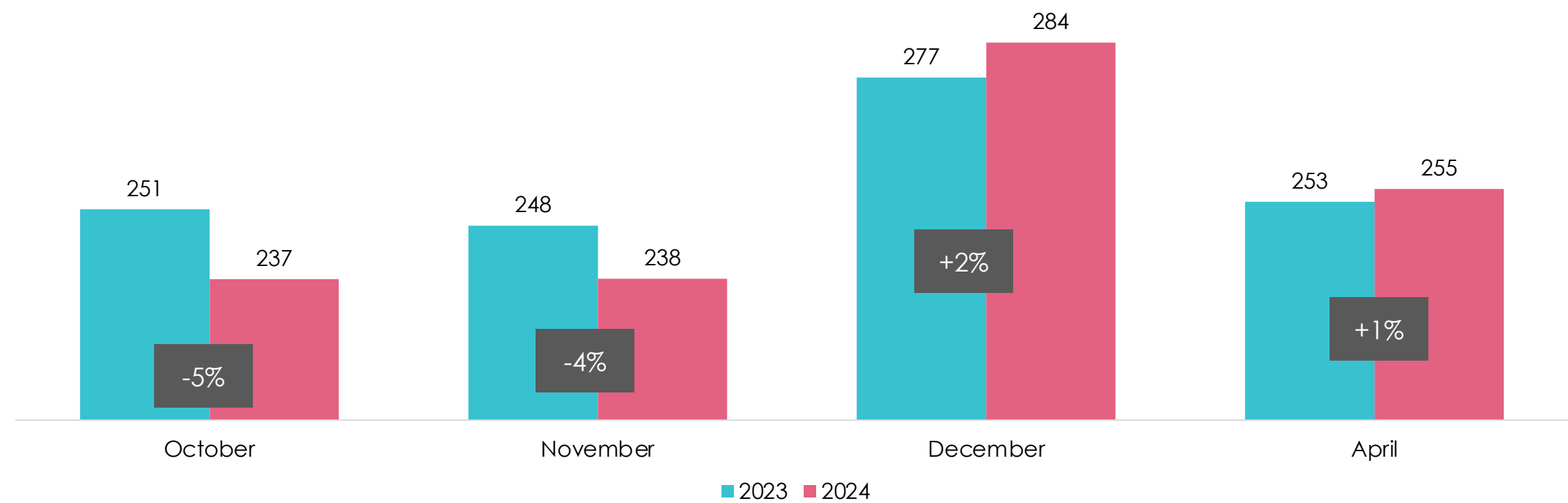


Note 1: November-December 2023 capacity subject to change based on airlines schedule updates – Week of November 13, 2023

Source: Schedule data via Dlio Mi by Cirium; (Week of November 13, 2023). Ailevon Pacific Aviation Consulting analysis

PSP SEAT PROJECTIONS IN JAN-APR 2024 ARE DOWN -1% VERSUS 2023 BUT ...

PSP MONTHLY SEAT CAPACITY, 2024 VERSUS 2023¹
Monthly seats in thousands, **January to April 2024 versus 2023**

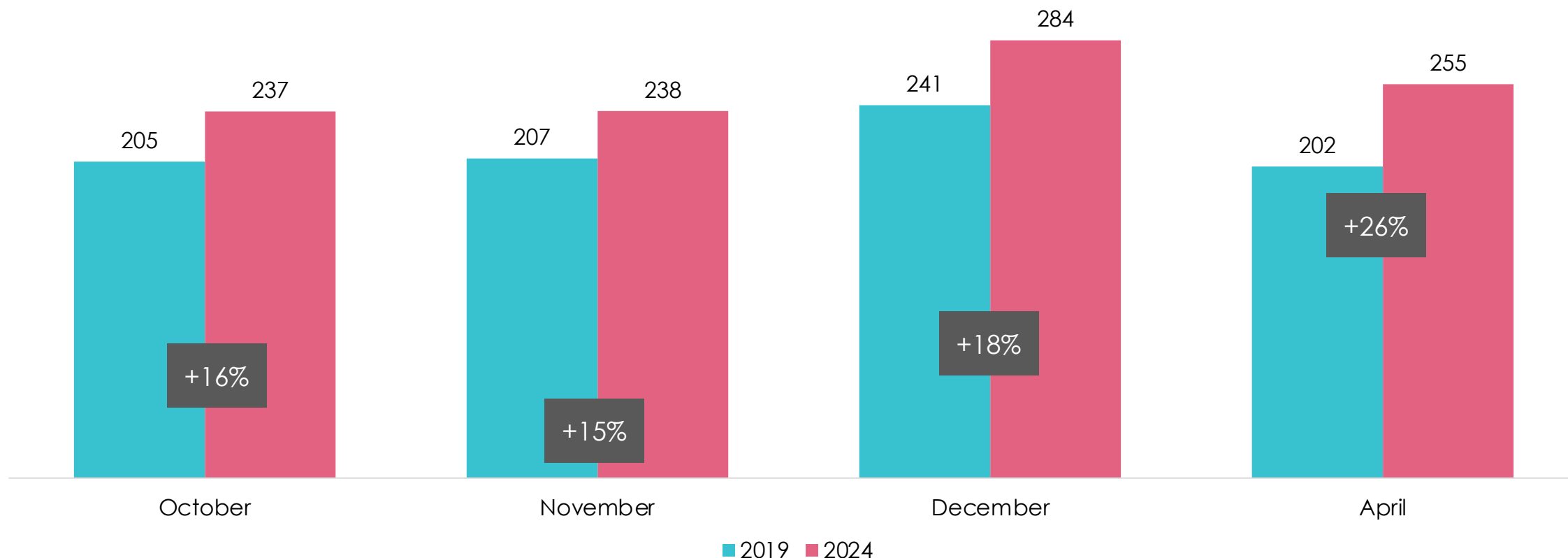


Note 1: January 2024 to April 2024 capacity subject to change based on airlines schedule updates -- Week of September 4, 2023
Source: Schedule data via Diio Mi by Cirium; (Week of September 4, 2023). Ailevon Pacific Aviation Consulting analysis

... PROJECTED TO BE UP 19% VERSUS SAME TIME PERIOD IN 2019

PSP MONTHLY SEAT CAPACITY, 2024 VERSUS 2019¹

Monthly seats in thousands, **January to April 2024 versus 2019**

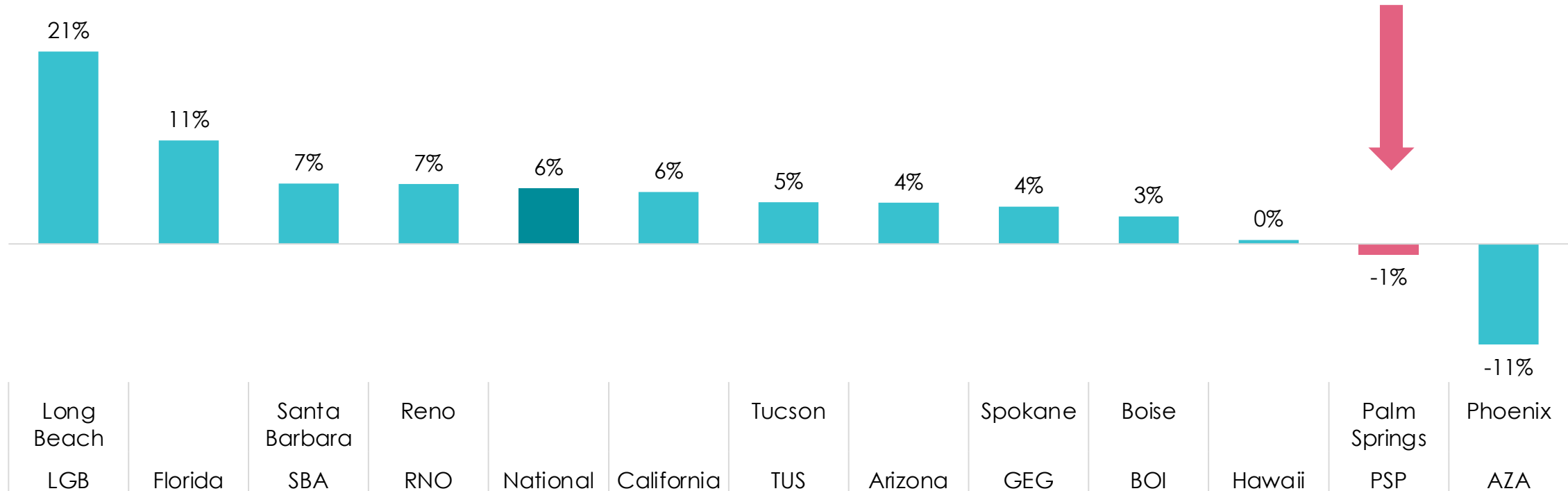


Note 1: January 2024 to April 2024 capacity subject to change based on airlines schedule updates -- Week of September 4, 2023
Source: Schedule data via Diio Mi by Cirium; (Week of September 4, 2023). Ailevon Pacific Aviation Consulting analysis

PSP'S JAN-APR 2024 YOY SEAT CAPACITY PERCENTAGE CHANGE IS SLIGHTLY LOWER THAN THE NATIONAL AVERAGE ...

PSP VERSUS PEERS; SEAT CHANGE JANUARY-APRIL 2024 VERSUS 2023¹

Percentage of seat change **January to April 2024 versus 2023**

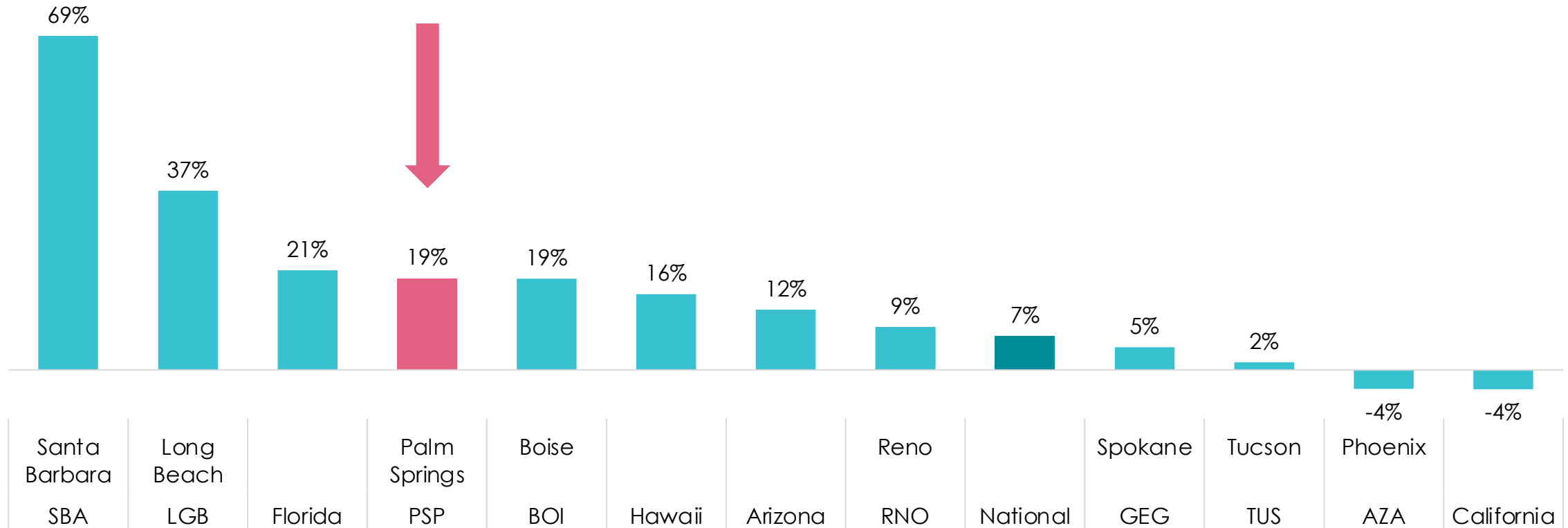


Note 1: January-April 2024 capacity subject to change based on airlines schedule updates -- Week of November 13, 2023

Source: Schedule data via Diio Mi by Cirium; (Week of November 13, 2023). Ailevon Pacific Aviation Consulting analysis

... HOWEVER, PSP'S JAN-APR 2024 SEAT CAPACITY CHANGE VERSUS JAN-APR 2019 IS FOURTH HIGHEST OF ITS PEER GROUP

PSP VERSUS PEERS; SEAT CHANGE JANUARY-APRIL 2024 VERSUS 2019¹
Percentage of seat change **January to April 2024 versus 2019**



Note 1: January-April 2024 capacity subject to change based on airlines schedule updates – Week of November 13, 2023
Source: Schedule data via Diio Mi by Cirium; (Week of November 13, 2023). Ailevon Pacific Aviation Consulting analysis

FLIGHTS FROM 20 MARKETS WILL RETURN IN FALL 2023 (1 OF 2)

2023 FALL ROUTES RESUMPTION ¹			
Origin	Airline	Resumption Date	Weekly Flights
Atlanta (ATL)	Delta Air Lines	12/16/2023	7
Austin (AUS)	American Airlines	11/5/2023	5 to 7
Bellingham (BLI)	Allegiant Air	10/6/2023	2 to 3
Boise (BOI)	Alaska Airlines	2/17/2024	2
Dallas (DAL)	Southwest Airlines	1/8/2024	7
Eugene (EUG)	Avelo Airlines	11/3/2023	2
Houston-Intercontinental (IAH)	United Airlines	10/29/2023	7 to 14
New York-JFK (JFK)	JetBlue Airways	10/29/2023	7
Los Angeles (LAX)	United Airlines	10/30/2023	7
Minneapolis/St. Paul (MSP)	Delta Air Lines	10/9/2023	7 to 14
Minneapolis/St. Paul (MSP)	Sun Country Airlines	9/21/2023	2 to 7

Note 1: Subject to change based on airlines schedule updates – Week of November 13, 2023

Source: Schedule data via Diio Mi by Cirium; (Week of November 13, 2023). Ailevon Pacific Aviation Consulting analysis

FLIGHTS FROM 20 MARKETS WILL RETURN IN FALL 2023 (2 OF 2)

2023 FALL ROUTES RESUMPTION ¹			
Origin	Airline	Resumption Date	Weekly Flights
Chicago-O'Hare (ORD)	American Airlines	10/5/2023	7
Chicago-O'Hare (ORD)	United Airlines	9/29/2023	7 to 14
Everett (PAE)	Alaska Airlines	9/7/2023	5 to 7
Portland (PDX)	Alaska Airlines	10/1/2023	7 to 21
Redmond (RDM)	Avelo Airlines	11/2/2023	2 to 3
Seattle (SEA)	Delta Air Lines	9/9/2023	2 to 14
Santa Rosa (STS)	Avelo Airlines	11/3/2023	2 to 4
Edmonton (YEG)	WestJet	10/1/2023	2 to 7
Vancouver (YVR)	Air Canada	10/29/2023	7
Vancouver (YVR)	Flair Airlines	3/8/2024	3
Winnipeg (YWG)	WestJet	11/14/2023	2 to 4
Toronto (YYZ)	Air Canada	10/30/2023	3 to 5

Note 1: Subject to change based on airlines schedule updates – Week of November 13, 2023

Source: Schedule data via Diio Mi by Cirium; (Week of November 13, 2023). Ailevon Pacific Aviation Consulting analysis

PSP WELCOMES NEW NONSTOP SERVICE TO NEW YORK-JFK ON ALASKA AIRLINES ON DECEMBER 14, 2023

Palm Springs-New York JFK

Our guests in Southern California are eager for more nonstops to the East Coast, and we're ready to take them there. This seasonal flight connects the Big Apple with sunny deserts. Our convenient morning departure from New York allows flyers to arrive in Palm Springs refreshed and ready to get out and soak in the sun. Alaska has more flights to Palm Springs than any other airline.

