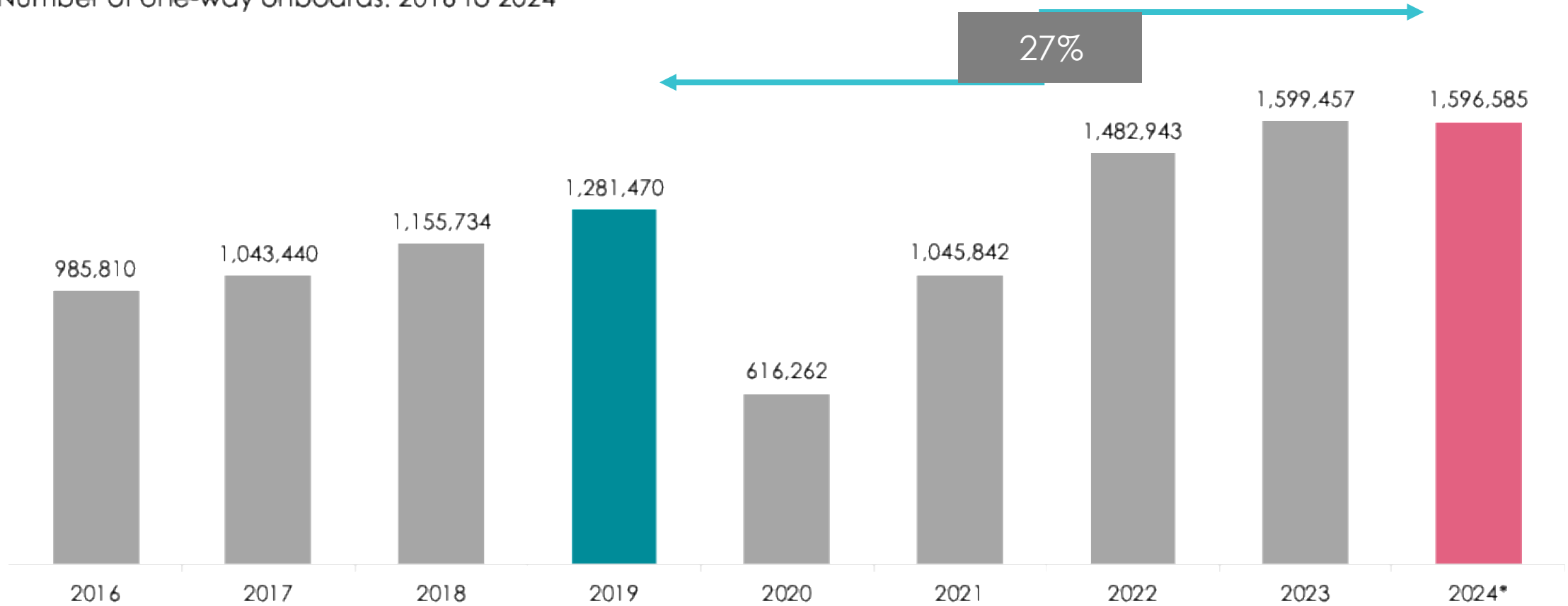


ONBOARDS WERE UP BY 27% FROM YE DECEMBER 2019 TO YE AUGUST 2024

PSP ONBOARD TRENDS

Number of one-way onboards: 2016 to 2024*

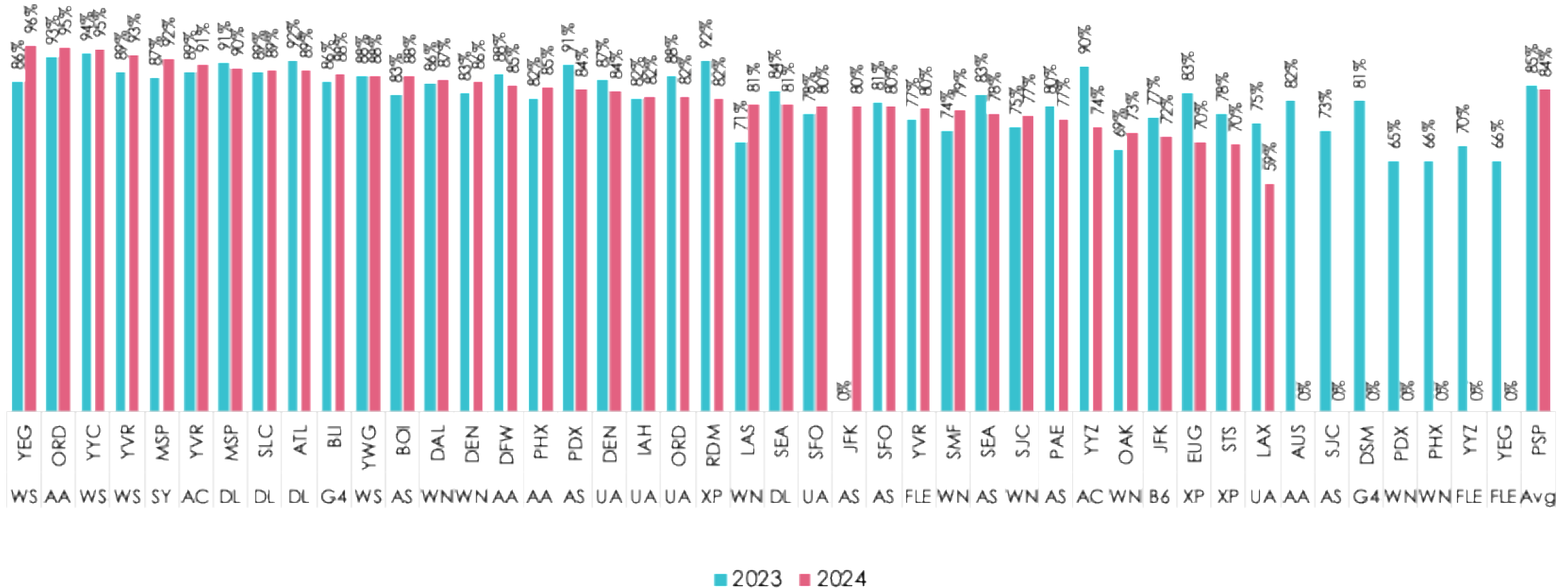


Note *: July-August 2024 derived from PSP enplanement report to encompass international airlines
Source: O&D T-100 & Cirium schedule data via Dii MI. PSP enplanement report. Ailevon Pacific Aviation Consulting analysis

PSP'S HIGHEST LOAD FACTOR MARKETS IN MARCH WERE WESTJET'S YEG AND AMERICAN'S CHICAGO-ORD FLIGHT AT 96% & 95%, RESPECTIVELY

PSP DOMESTIC MARKETS - LOAD FACTOR¹ March 2023 versus March 2024

PSP Onboards were up +3% on a +3% increase in seat capacity resulting in load factor of 84%; -1 point lower than March 2023



Note: Descending order by Current Year LF (%)

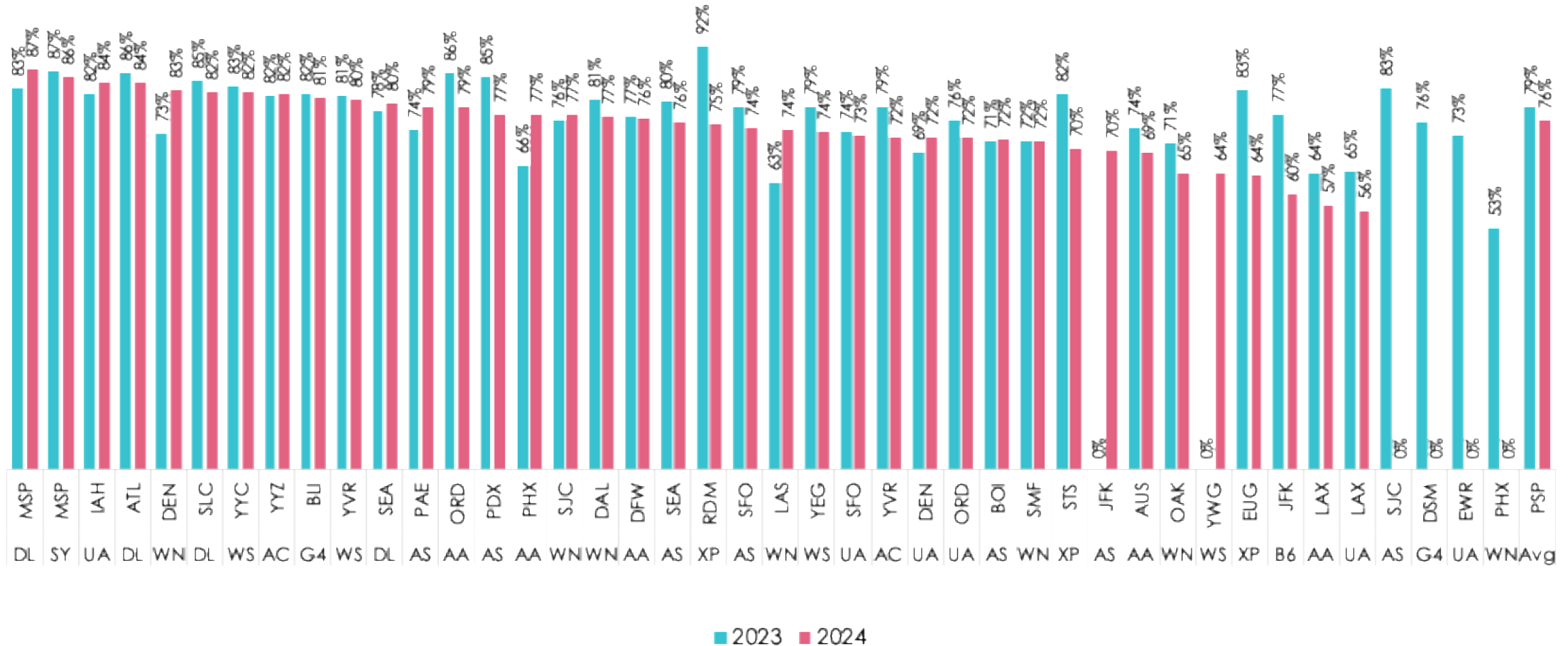
Note 1: AA = American, AS = Alaska, DL = Delta, B6 = JetBlue, G4 = Allegiant, F9 = Frontier, SY = Sun Country, LF = Contour UA = United, WN = Southwest, XP = Avelo, F8 = Flair

Sources: T-100 data via Diio Mi; Ailevon Pacific Aviation Consulting analysis

PSP'S HIGHEST LOAD FACTOR MARKET IN APRIL WAS MSP BY DL AND SY AT 87% AND 86% RESPECTIVELY

PSP Onboards were up +1% on a +2% increase in seat capacity resulting in load factor of 76%; -3 points lower than April 2023

PSP DOMESTIC MARKETS - LOAD FACTOR¹ April 2023 versus April 2024



Note: Descending order by Current Year LF (%)

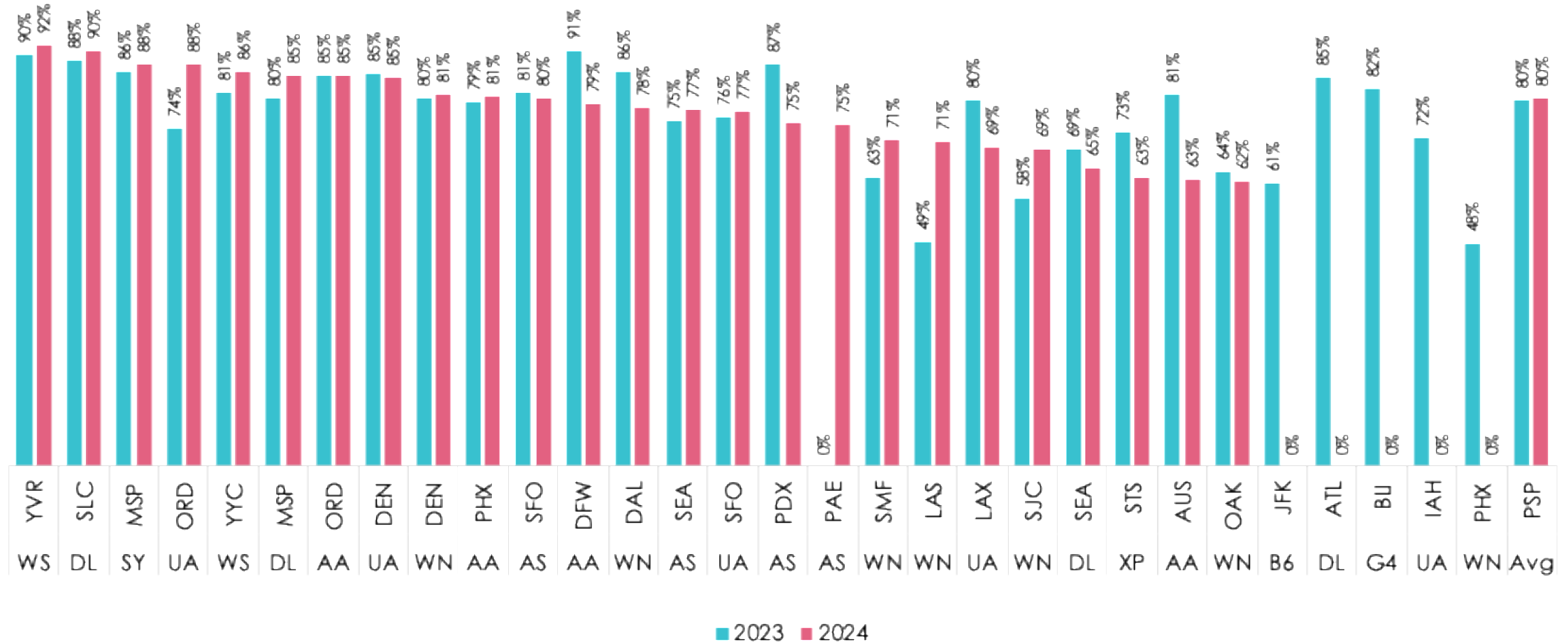
Note 1: AA = American, AS = Alaska, DL = Delta, B6 = JetBlue, G4 = Allegiant, F9 = Frontier, SY = Sun Country, LF = Contour UA = United, WN = Southwest, XP = Avelo, F8 = Flair

Sources: T-100 data via Diio Mi; Ailevon Pacific Aviation Consulting analysis

PSP'S HIGHEST LOAD FACTOR MARKETS IN MAY WERE WESTJET'S YVR AND DELTA'S SLC AT 92% & 90%, RESPECTIVELY

PSP Onboards were up +1% on a -3% decrease in seat capacity resulting in load factor of 80%; equal to May 2023

PSP DOMESTIC MARKETS - LOAD FACTOR¹
May 2023 versus May 2024



Note: Descending order by Current Year LF (%)

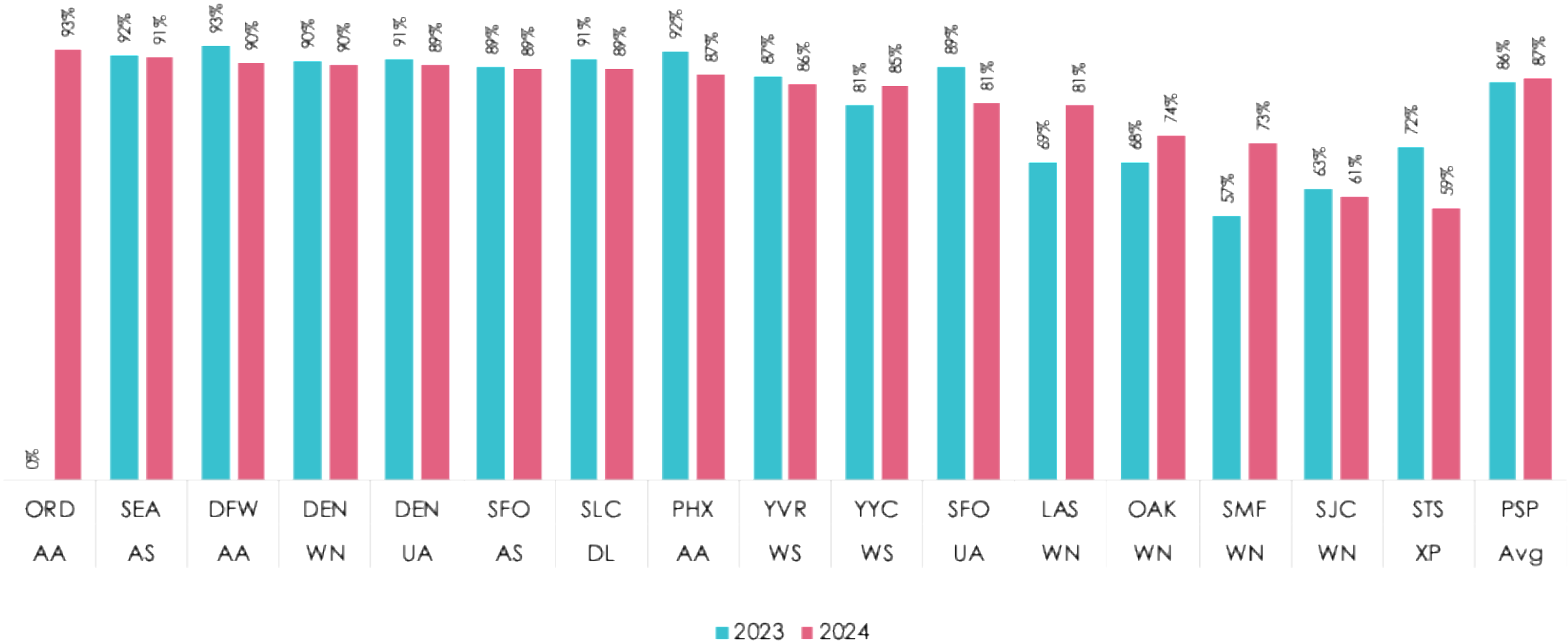
Note 1: AA = American, AS = Alaska, DL = Delta, B6 = JetBlue, G4 = Allegiant, F9 = Frontier, SY = Sun Country, LF = Contour UA = United, WN = Southwest, XP = Avelo, F8 = Flair

Sources: T-100 data via Diiio Mi; Ailevon Pacific Aviation Consulting analysis

PSP'S HIGHEST LOAD FACTOR MARKETS IN JUNE WERE AMERICAN'S ORD AND ALASKA'S SEA AT 93% & 91%, RESPECTIVELY

PSP Onboards were down -4% on a -6% decrease in seat capacity resulting in load factor of 87%; up 1 point from June 2023

PSP DOMESTIC MARKETS - LOAD FACTOR¹
June 2023 versus June 2024

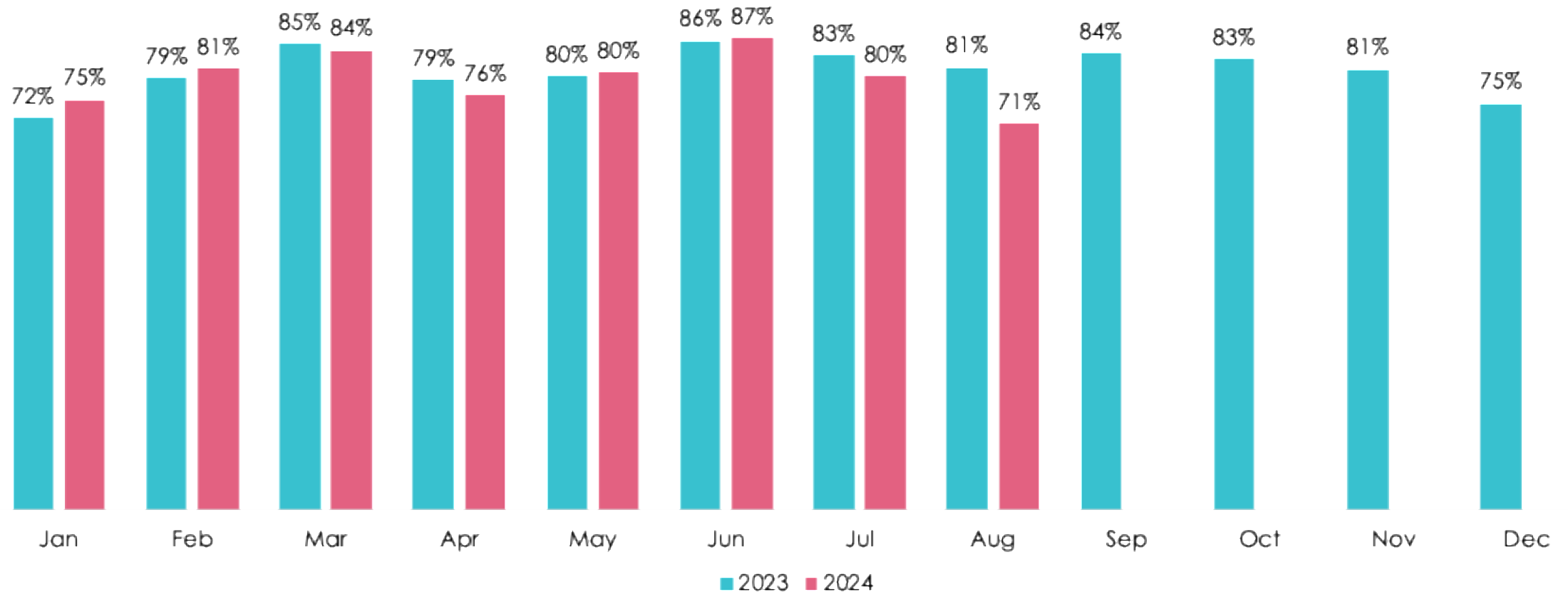


Note: Descending order by Current Year LF (%)
 Note 1: AA = American, AS = Alaska, DL = Delta, B6 = JetBlue, G4 = Allegiant, F9 = Frontier, SY = Sun Country, LF = Contour UA = United, WN = Southwest, XP = Avelo, F8 = Flair
 Sources: T-100 data via Diio Mi; Ailevon Pacific Aviation Consulting analysis

PSP'S AUGUST 2024 LOAD FACTOR WAS 71%, DOWN 10 POINTS YOY

PSP LOAD FACTOR BY MONTH - JANUARY - DECEMBER

Load Factor: January 2023 - December 2024¹

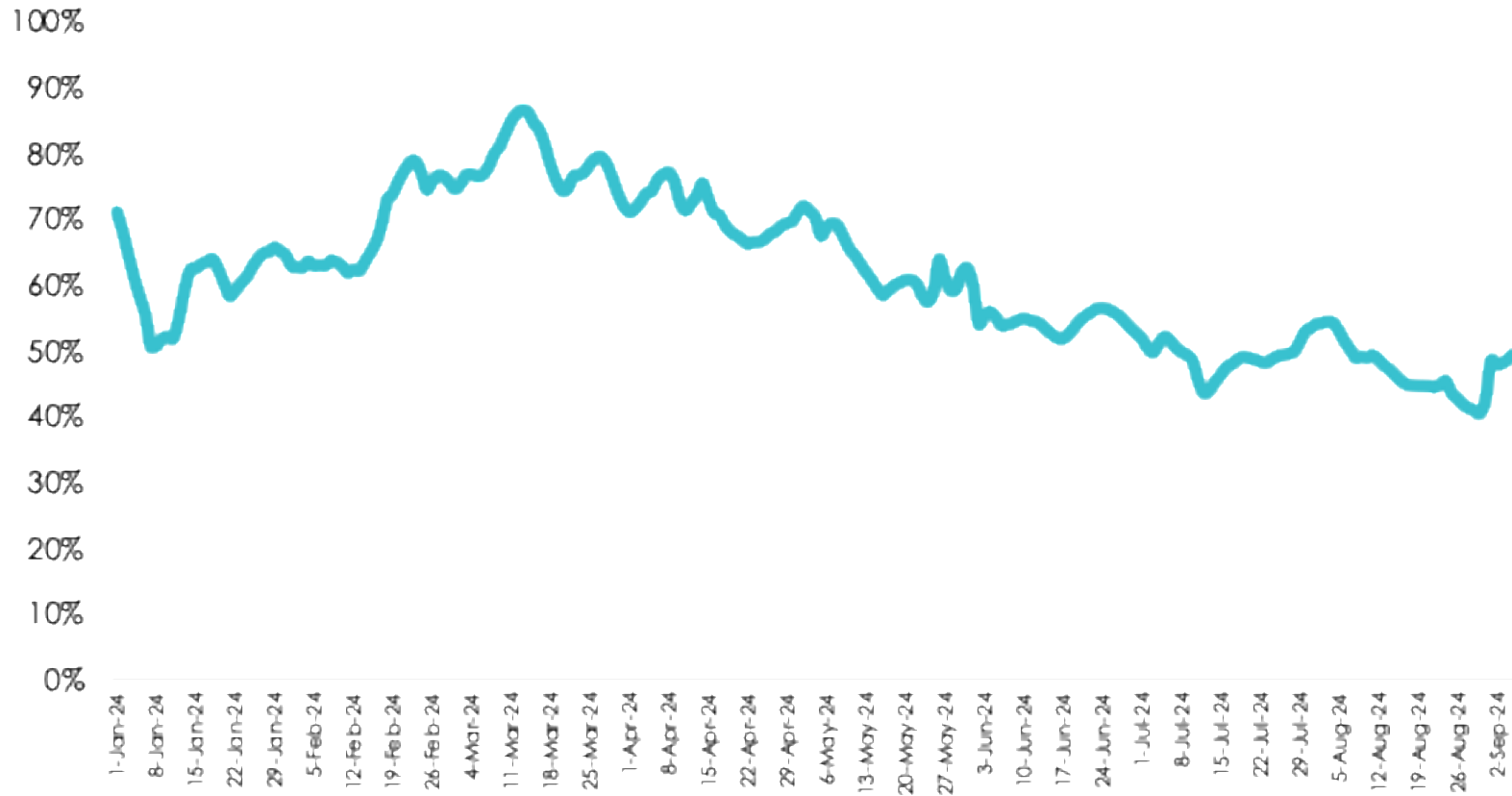


Note 1: Jan 2023 to Jun 2024 is from T-100 data; Jul 2024 onward enplanements are extracted from PSP Enplanement Report and seats extracted from Diio
Sources: PSP Enplanement Report, T-100 data via Diio Mi; Ailevon Pacific Aviation Consulting analysis

HOTEL OCCUPANCY RATES IN JULY WERE TRENDING 2 POINTS BELOW 2022/3 LEVELS AND IN AUGUST WERE TRENDING 2 POINTS ABOVE 2022/3 LEVELS

GREATER PALM SPRINGS: HOTEL OCCUPANCY % BY DAY

Daily hotel occupancy rates (%): January 1, 2024 to September 7, 2024

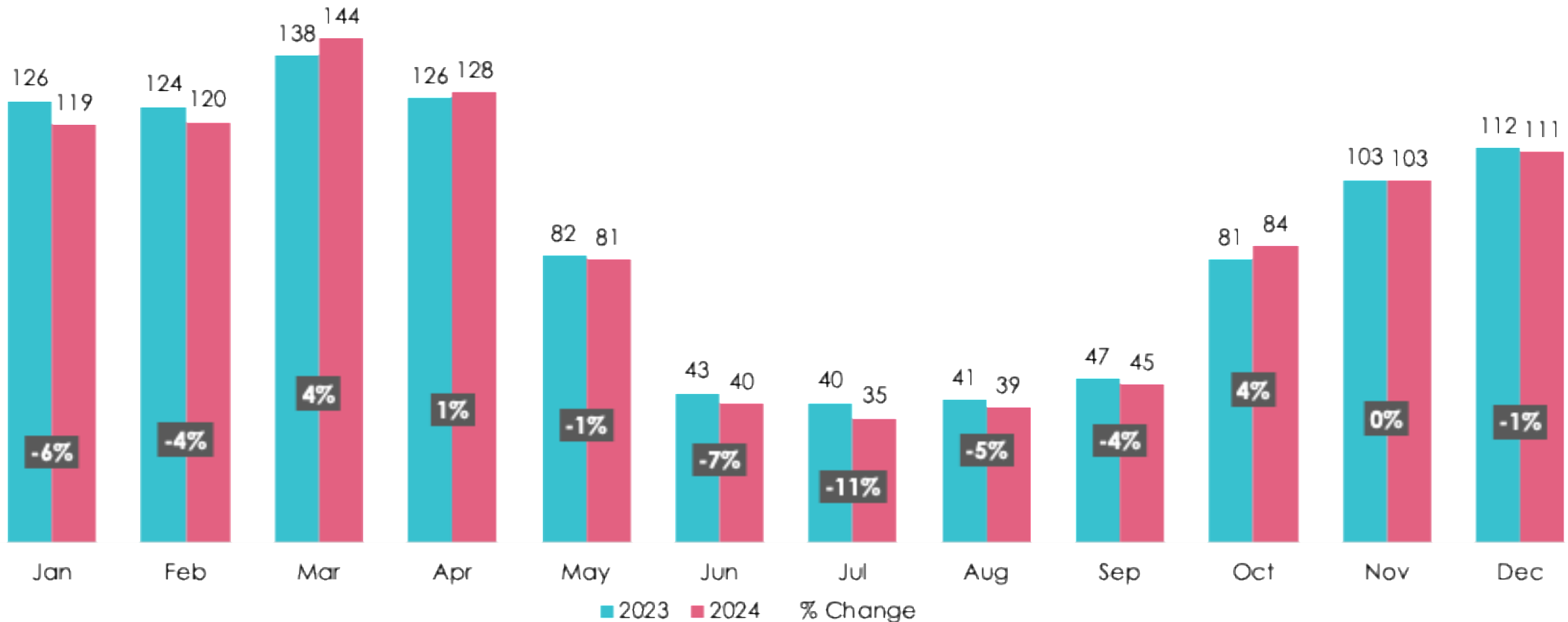


	2022	2023	2024
Jan	56%	63%	59%
Feb	72%	76%	70%
Mar	79%	80%	78%
Apr	75%	75%	71%
May	63%	62%	62%
Jun	52%	60%	54%
Jul	51%	51%	49%
Aug	45%	45%	47%
Sep	51%	54%	45% 1-7
Oct	59%	62%	
Nov	66%	65%	
Dec	61%	55%	

PSP SEAT CAPACITY IN 2024 VERSUS 2023 IS LOWER IN THE SUMMER

PSP MONTHLY SEAT CAPACITY, 2024 VERSUS 2023

Monthly seats in thousands, January to December 2024 versus 2023



Note: Schedules beyond September 2024 are subject to change
Source: Cirium schedule data via Dio Mi; (Week of September 17, 2024). Ailevon Pacific Aviation Consulting analysis

JFK AND STS ARE PROJECTED TO HAVE SIGNIFICANT CAPACITY INCREASES IN OCTOBER TO DECEMBER 2024 VERSUS PRIOR YEAR

PSP SEAT CHANGE BY MARKET 2024 VERSUS 2023

Percentage seat change October to December 2024 versus 2023

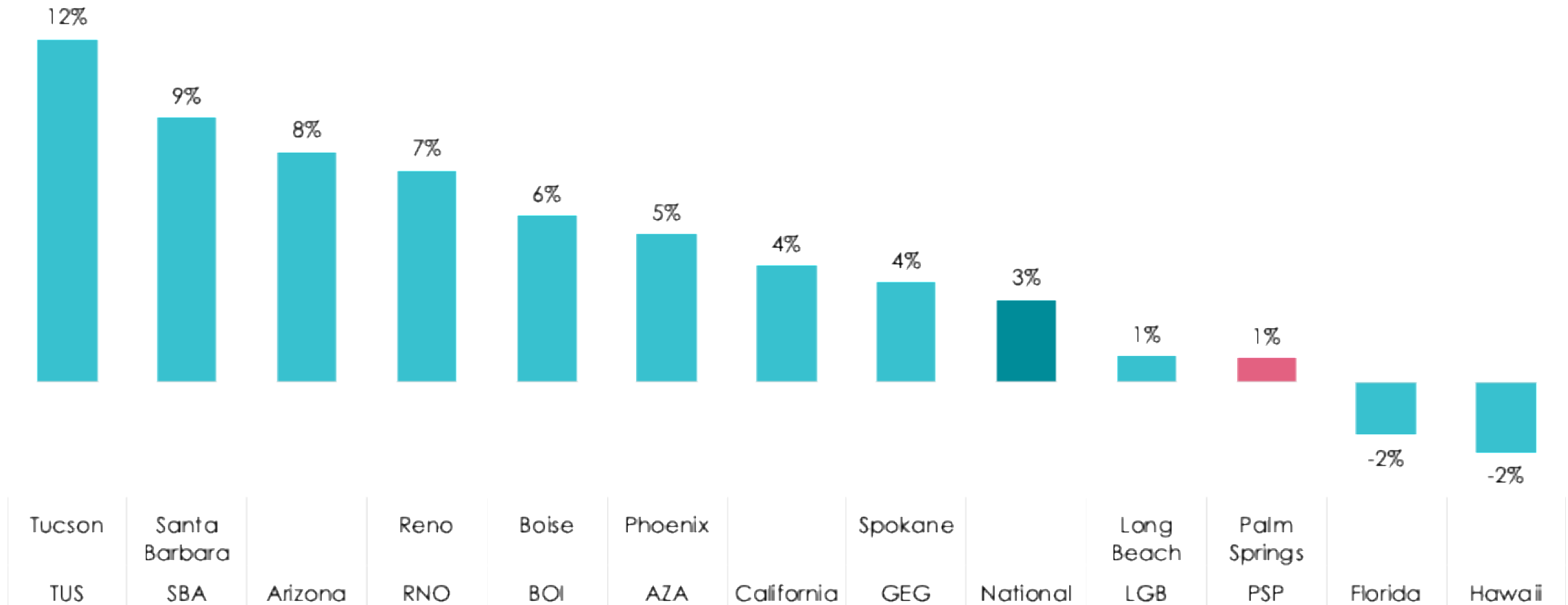


Note: AA = American, AS = Alaska, DL = Delta, B6 = JetBlue, G4 = Allegiant, F9 = Frontier, SY = Sun Country, LF = Contour UA = United, WN = Southwest, XP = Avelo
 Note: Schedules beyond September 2024 are subject to change
 Source: Cirium schedule data via Diao Mi for the week of September 17, 2024; Ailevon Pacific Aviation Consulting analysis

PSP'S OCTOBER-DECEMBER 2024 SEAT CAPACITY VERSUS OCTOBER-DECEMBER 2023 IS PROJECTED TO BE 1% HIGHER

PSP VERSUS PEERS; SEAT CHANGE OCTOBER-DECEMBER 2024 VERSUS 2023

Percentage of seat change October to December 2024 versus 2023



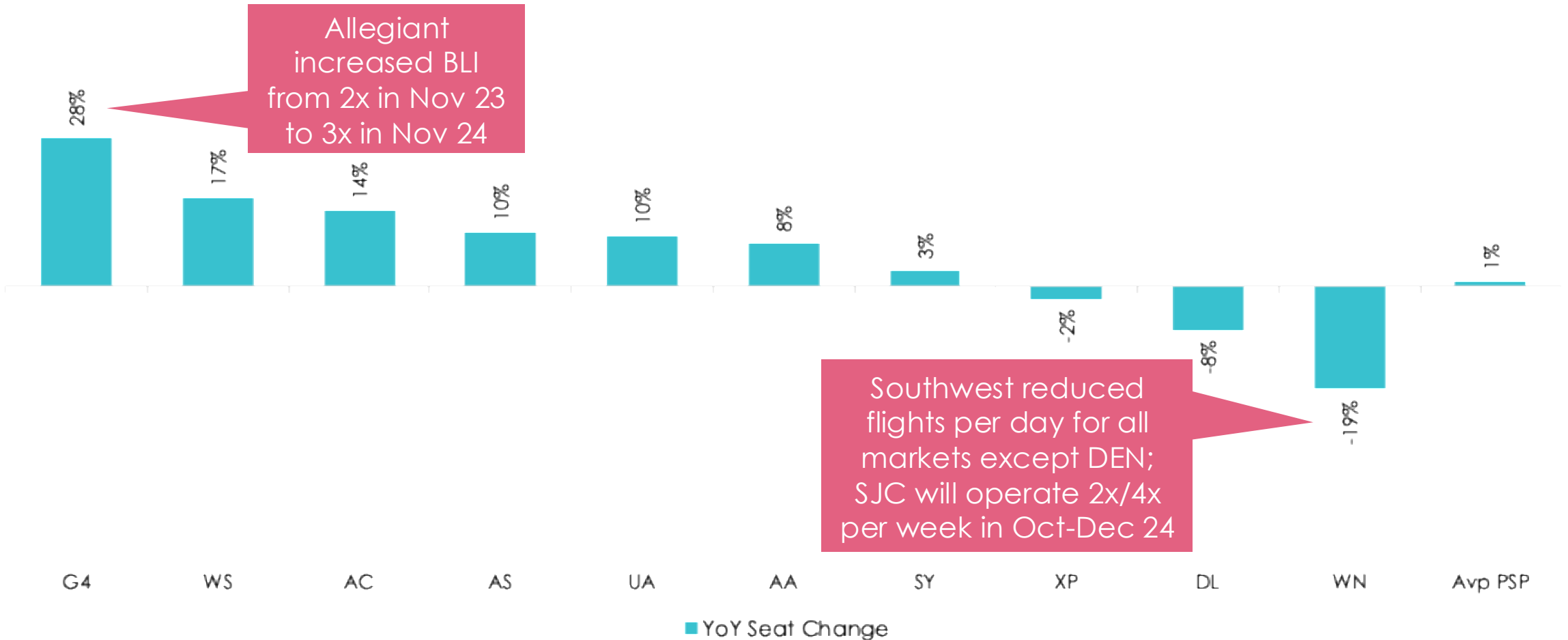
Note: Schedules beyond September 2024 are subject to change

Source: Cirium schedule data via Dio Mi for the week of September 17, 2024; Ailevon Pacific Aviation Consulting analysis

ALLEGIANT IS PROJECTED TO BE UP 28% FOR OCTOBER TO DECEMBER 2024 VERSUS 2023

PSP SEAT CHANGE BY AIRLINE 2024 VERSUS 2023

Percentage seat change October to December 2024 versus 2023

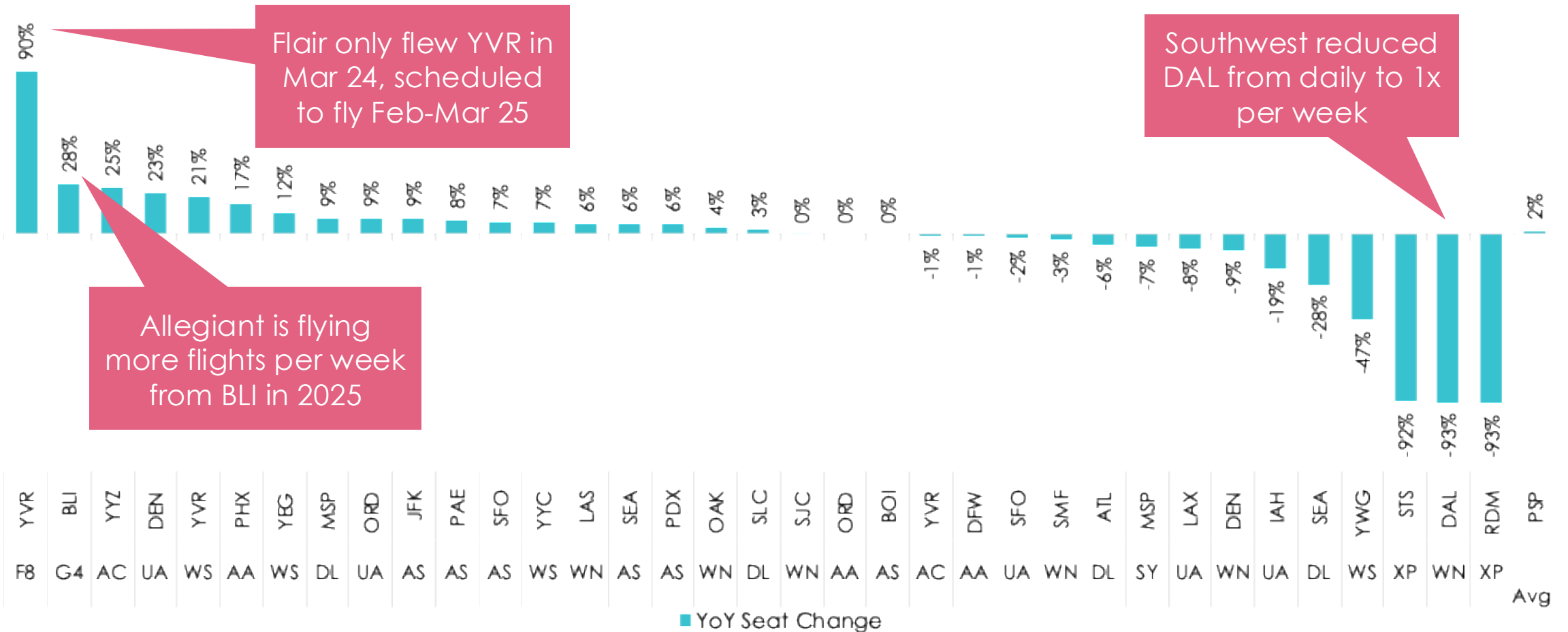


Note: AA = American, AS = Alaska, DL = Delta, B6 = JetBlue, G4 = Allegiant, F9 = Frontier, SY = Sun Country, LF = Contour, UA = United, WN = Southwest, XP = Avelo
 Note: Schedules beyond September 2024 are subject to change
 Source: Cirium schedule data via Diao Mi for the week of September 17, 2024; Ailevon Pacific Aviation Consulting analysis

FLAIR IS EXTENDING THEIR SEASONAL YVR FLIGHT AND ALLEGIANT IS ADDING MORE FLIGHTS PER WEEK IN BLI IN JANUARY-MARCH 2025 VERSUS 2024

PSP SEAT CHANGE BY MARKET 2025 VERSUS 2024

Percentage seat change January to March 2025 versus 2024

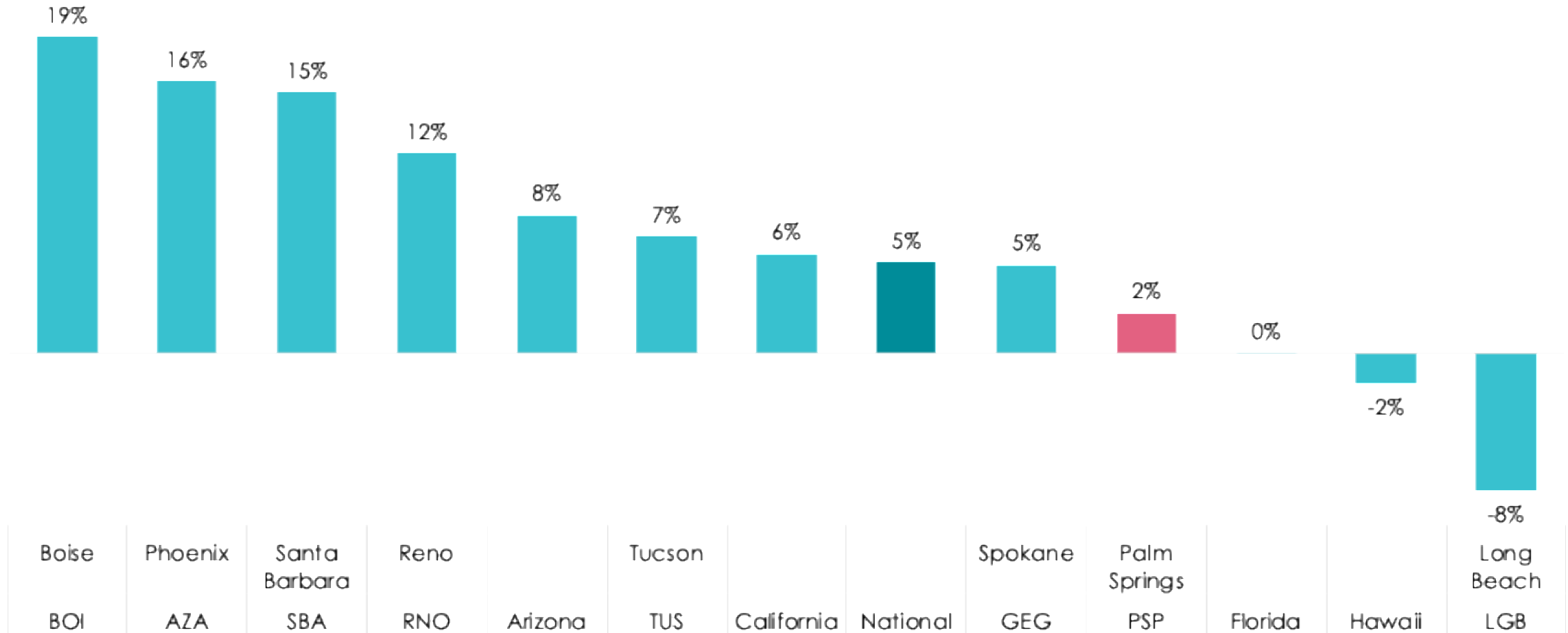


Note: AA = American, AS = Alaska, DL = Delta, B6 = JetBlue, G4 = Allegiant, F9 = Frontier, SY = Sun Country, LF = Contour UA = United, WN = Southwest, XP = Avelo
 Note: Schedules beyond September 2024 are subject to change
 Source: Cirium schedule data via Diio Mi for the week of September 17, 2024; Ailevon Pacific Aviation Consulting analysis

PSP'S JANUARY TO MARCH 2025 SEAT CAPACITY IS UP 2% COMPARED WITH THE SAME PERIOD IN 2024

PSP VERSUS PEERS; SEAT CHANGE JANUARY-MARCH 2025 VERSUS 2024

Percentage of seat change January to March 2025 versus 2024



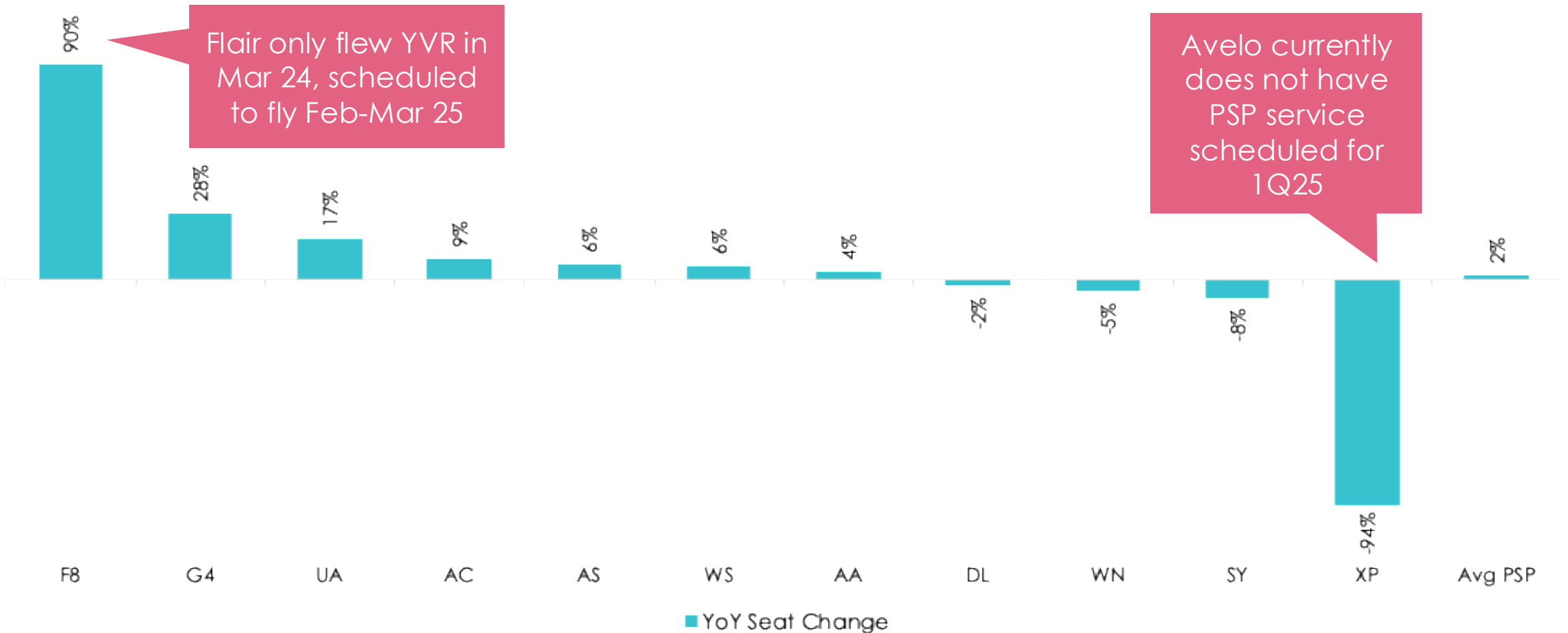
Note: Schedules beyond September 2024 are subject to change

Source: Cirium schedule data via Dio Mi for the week of September 17, 2024; Ailevon Pacific Aviation Consulting analysis

FLAIR IS PROJECTED TO HAVE THE HIGHEST PERCENTAGE SEAT INCREASE IN PSP FOR JANUARY TO MARCH 2025 VERSUS 2024 AT 90%

PSP SEAT CHANGE BY AIRLINE 2025 VERSUS 2024

Percentage seat change January to March 2025 versus 2024



Flair only flew YVR in Mar 24, scheduled to fly Feb-Mar 25

Avelo currently does not have PSP service scheduled for 1Q25

Note: AA = American, AS = Alaska, DL = Delta, B6 = JetBlue, G4 = Allegiant, F9 = Frontier, SY = Sun Country, LF = Contour, UA = United, WN = Southwest, XP = Avelo
 Note: Schedules beyond September 2024 are subject to change
 Source: Cirium schedule data via Diao Mi for the week of September 17, 2024; Ailevon Pacific Aviation Consulting analysis

DELTA MSP AND AMERICAN AUS SERVICE ARE BOTH RETURNING EARLIER THIS FALL

PSP SEASONAL FALL ROUTES		
Airline	Destination	Resumption Date
Delta	MSP	14-Sep
Sun Country	MSP	19-Sep
United	ORD	26-Sep
Alaska	PDX	1-Oct
WestJet	YEG	3-Oct
Allegiant	BLI	4-Oct
American	AUS	Not Scheduled
American	ORD	7-Oct
Air Canada	YVR	27-Oct
Alaska	JFK	27-Oct
Alaska	PAE	27-Oct
United	IAH	27-Oct
United	LAX	27-Oct
Air Canada	YYZ	28-Oct
WestJet	YWG	29-Oct
Delta	SEA	11-Nov
JetBlue	JFK	Not Scheduled
United	IAD	19-Dec
Delta	ATL	21-Dec

WE ARE THRILLED TO WELCOME THE FIRST-EVER D.C. NONSTOP SERVICE FROM PSP THIS COMING WINTER SEASON

 Simple Flying

United Airlines Will Launch 1st-Ever Seasonal Service Between Washington Dulles & Palm Springs

United Airlines is planning to introduce a new nonstop service between its hub at Washington Dulles International Airport (IAD) and Palm...

3 days ago



 The Points Guy

United adds new route from Washington, DC, to Palm Springs

United Airlines is going long from its Dulles International Airport (IAD) hub near Washington, D.C.. This week, the carrier unveiled new...

5 days ago



 Travel + Leisure

United Airlines Just Added a New Cross-country Route to This Desert Hot Spot

United will now fly from Washington-Dulles directly to Palm Springs, giving the D.C. area a new winter destination to easily access.

1 day ago



 Travel And Tour World

United Airlines to launch new seasonal service between Washington Dulles and Palm Springs

United Airlines is set to introduce a new nonstop service between its hub at Washington Dulles International Airport (IAD) and Palm Springs...

3 days ago



- December 19, 2024 to April 30, 2025
- 1x daily on B737-Max 8 (166 seats/departure)
- IAD-PSP → 9:00 to 11:42
- PSP-IAD → 13:0 to 20:39
- 2,188 air miles

"This service will be the first-ever connection between Washington, D.C., and Palm Springs and create unparalleled access to Palm Springs from the East Coast and Europe through one of United's fastest-growing hubs. We pride ourselves in offering unique, world-class destinations and are excited to offer our customers more service to beautiful Greater Palm Springs,"

- *Patrick Quayle, United's Senior VP of Global Network Planning & Alliances*