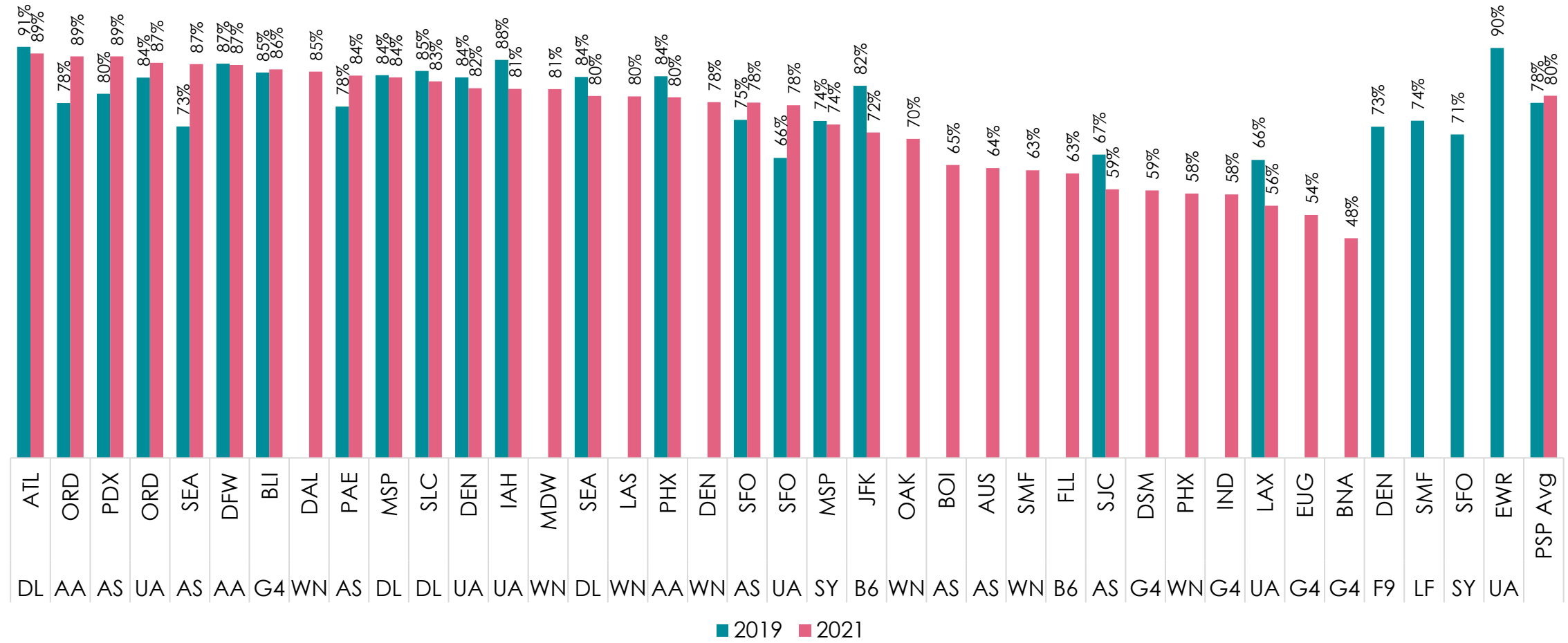


# PSP'S HIGHEST LOAD FACTOR MARKETS IN DECEMBER: DELTA'S ATLANTA, AMERICAN'S CHICAGO, AND ALASKA'S PORTLAND

## PSP DOMESTIC MARKETS - LOAD FACTOR December 2019 versus 2021

PSP Onboards were up 2% on top of a 1% increase in seat capacity resulting in load factor of 80%



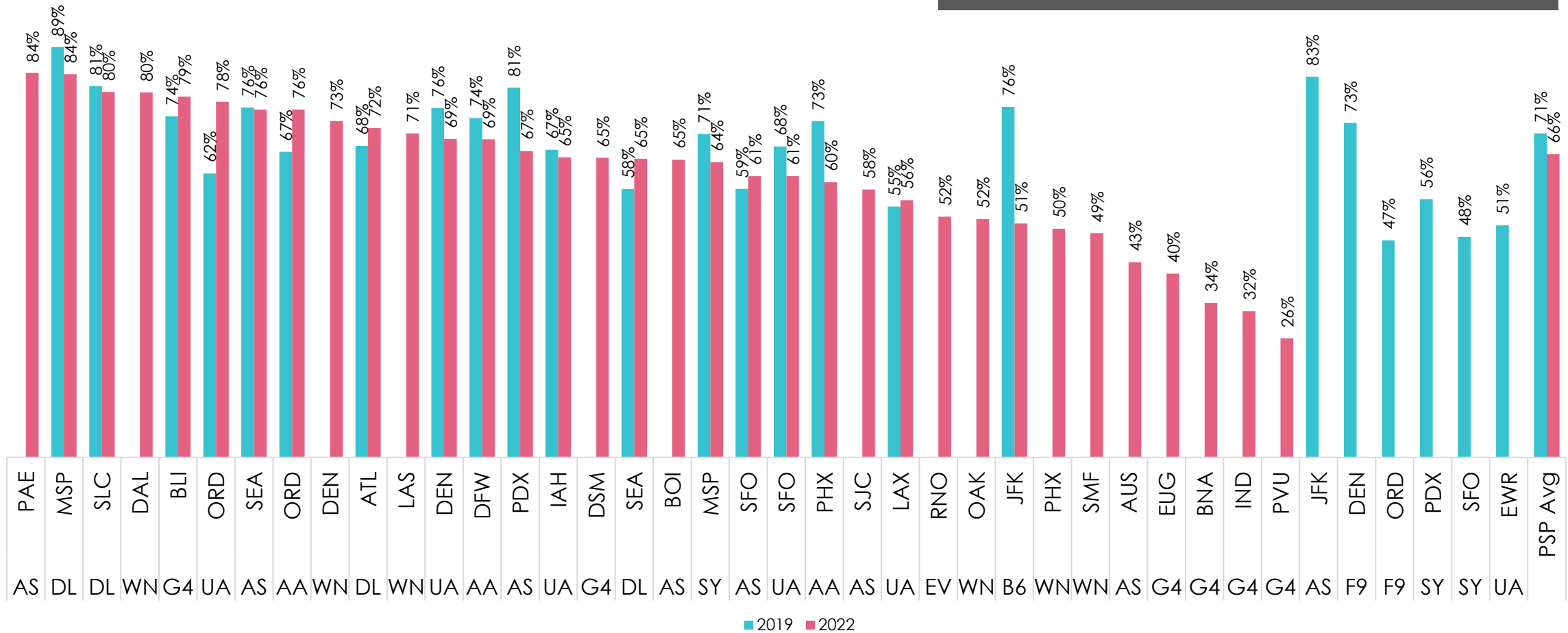
Note 1: Ascending order by Current Year LF (%)  
 Note 1: AA = American, AS = Alaska, DL = Delta, B6 = JetBlue, G4 = Allegiant, F9 = Frontier, SY = Sun Country, LF = Contour UA = United, WN = Southwest  
 Sources: T-100 data via Diio Mi by Cirium, Ailevon Pacific Aviation Consulting analysis

# PSP'S HIGHEST LOAD FACTOR MARKETS IN JANUARY: ALASKA'S PAINE FIELD AND DELTA'S MINNEAPOLIS AND SALT LAKE CITY

## PSP MARKETS - LOAD FACTOR

January 2019 versus 2022

PSP Onboards were down 22% in part due to a 14% decrease in seat capacity resulting in load factor of 66%



Note 1: Ascending order by Current Year LF (%)

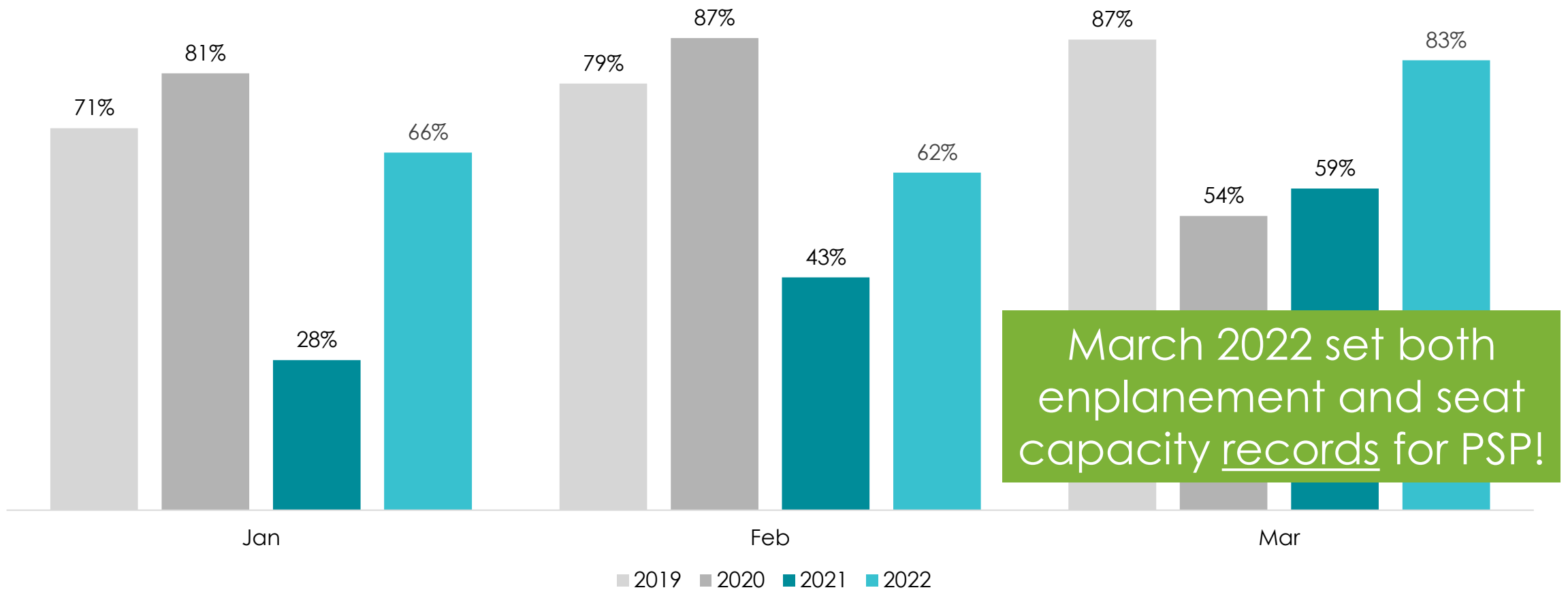
Note 1: AA = American, AS = Alaska, DL = Delta, B6 = JetBlue, G4 = Allegiant, F9 = Frontier, SY = Sun Country, LF = Contour UA = United, WN = Southwest, FLE = Flair Airlines, WS = WestJet, AC = Air Canada, EV = aha!

Sources: T-100 data via Diio Mi by Cirium, Ailevon Pacific Aviation Consulting analysis

# 1 Q 2022 RESULTED IN A 72% LOAD FACTOR AND MARCH WAS ALMOST FULLY RECOVERED TO PRE-COVID 2019 LEVELS

## PSP LOAD FACTOR BY MONTH, JANUARY - MARCH

Load Factor: 2019 versus 2020 versus 2021 versus 2022

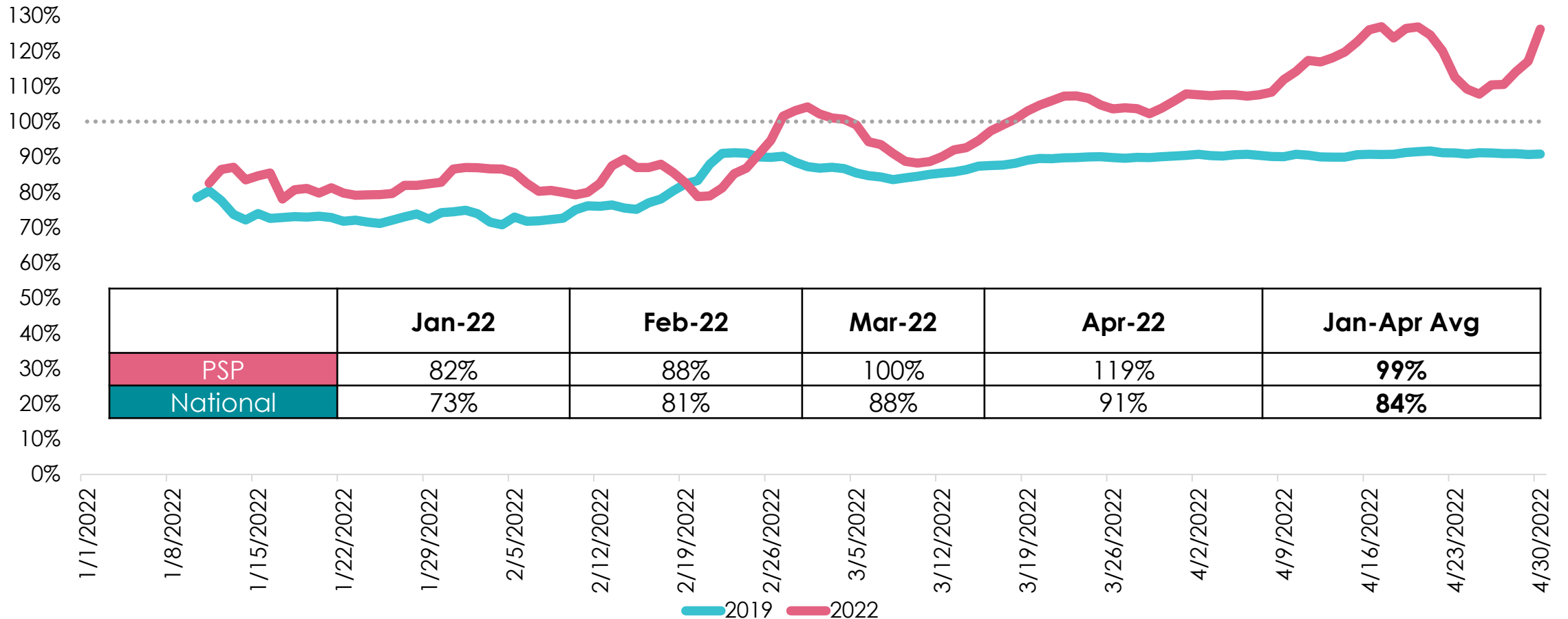


Note 1: Jan 2019 to Jan 2022 is from T-100 data. Feb and Mar 2022 enplanements are extracted from PSP Enplanement Report and seats extracted from Diio  
Sources: PSP Enplanement Report, T-100 data via Diio Mi by Cirium, Ailevon Pacific Aviation Consulting analysis

# TSA RECOVERY FOR PSP IN MARCH 2022 FINISHED AT 100% OF 2019 LEVELS AND APRIL 2022 FINISHED AT 119%

## PSP TSA THROUGHPUT: JANUARY 2022 THROUGH APRIL 2022

Percentage of same day travel in 2019 vs. 2022 - seven day moving average



Note 1: Call out boxes reflect the entire month

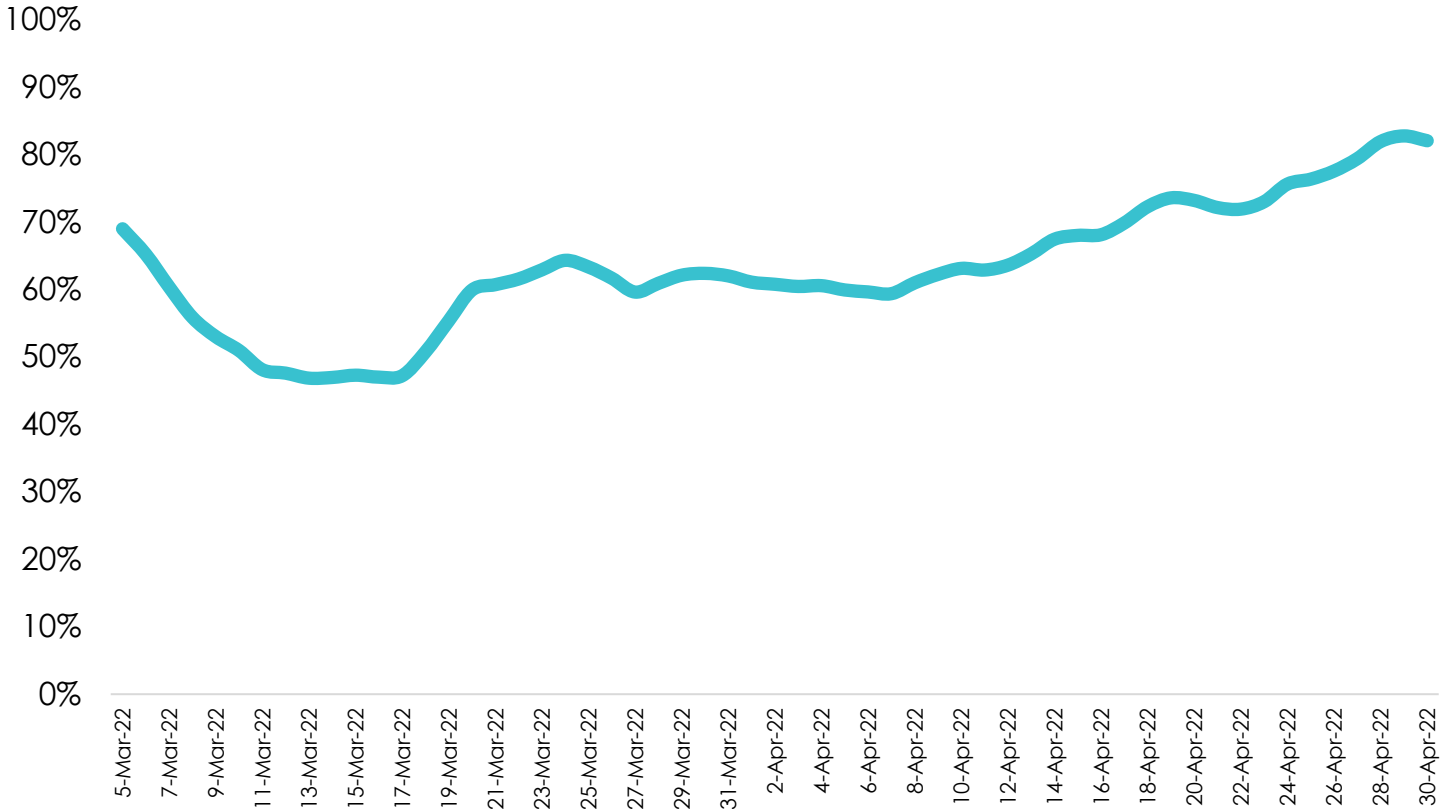
Note 2: 2019 data began January 10<sup>th</sup>

Sources: Transportation Security Administration (TSA), Ailevon Pacific Aviation Consulting analysis

# HOTEL OCCUPANCY RATES FOR APRIL 2022 RESULTED IN THE SAME LEVELS AS APRIL 2019 AT 75%

## GREATER PALM SPRINGS: HOTEL OCCUPANCY % BY DAY

Daily hotel occupancy rates (%): January 1, 2022 to April 30, 2022



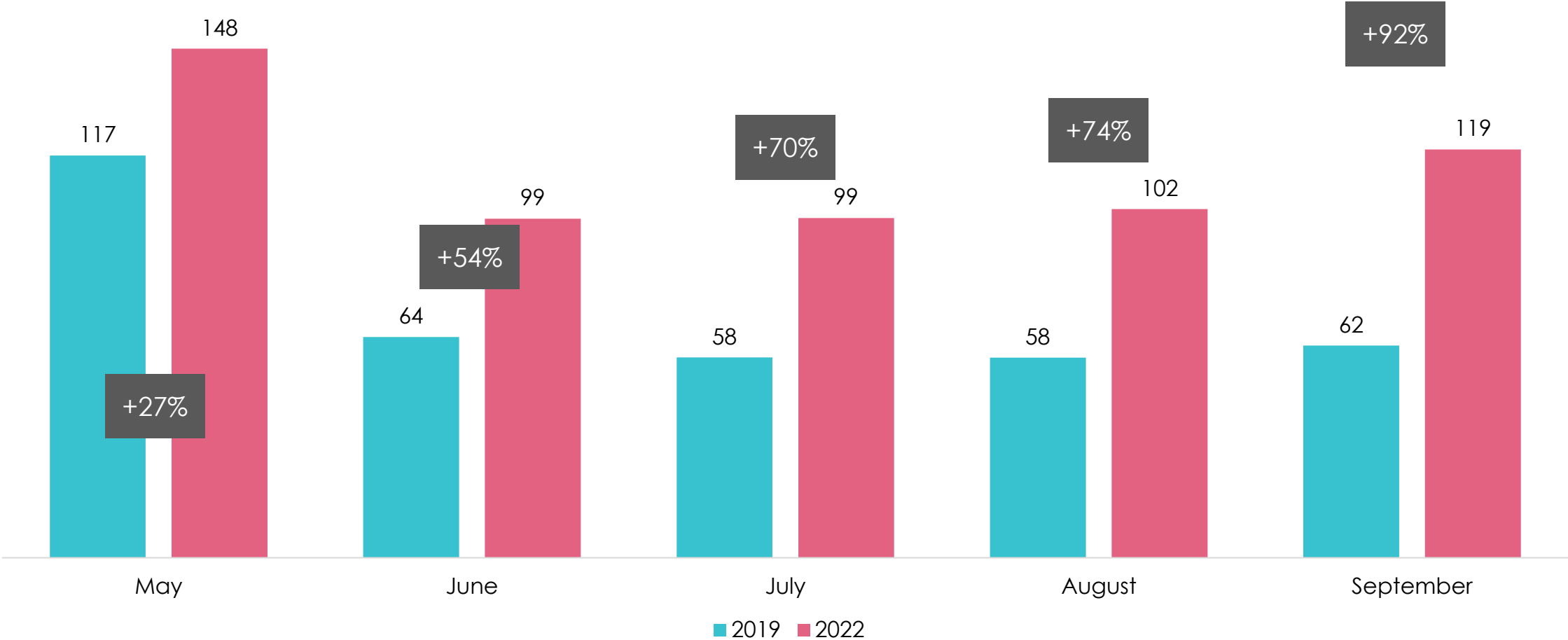
	2019	2020	2021	2022
Jan	62%	66%	30%	56%
Feb	73%	76%	45%	72%
Mar	84%	36%	57%	79%
Apr	75%	23%	63%	75%
May	64%	13%	56%	
Jun	56%	34%	53%	
Jul	51%	39%	51%	
Aug	49%	39%	47%	
Sep	52%	39%	49%	
Oct	60%	41%	60%	
Nov	65%	41%	66%	
Dec	55%	27%	61%	

Sources: STR Data via GPS CVB, Ailevon Pacific Aviation Consulting analysis

# PSP SEAT PROJECTIONS ARE UP 57% VERSUS 2019 FOR SUMMER

## PSP MONTHLY SEAT CAPACITY, 2019 VERSUS 2022

Monthly one way seats in thousands, May to September 2019 versus 2022

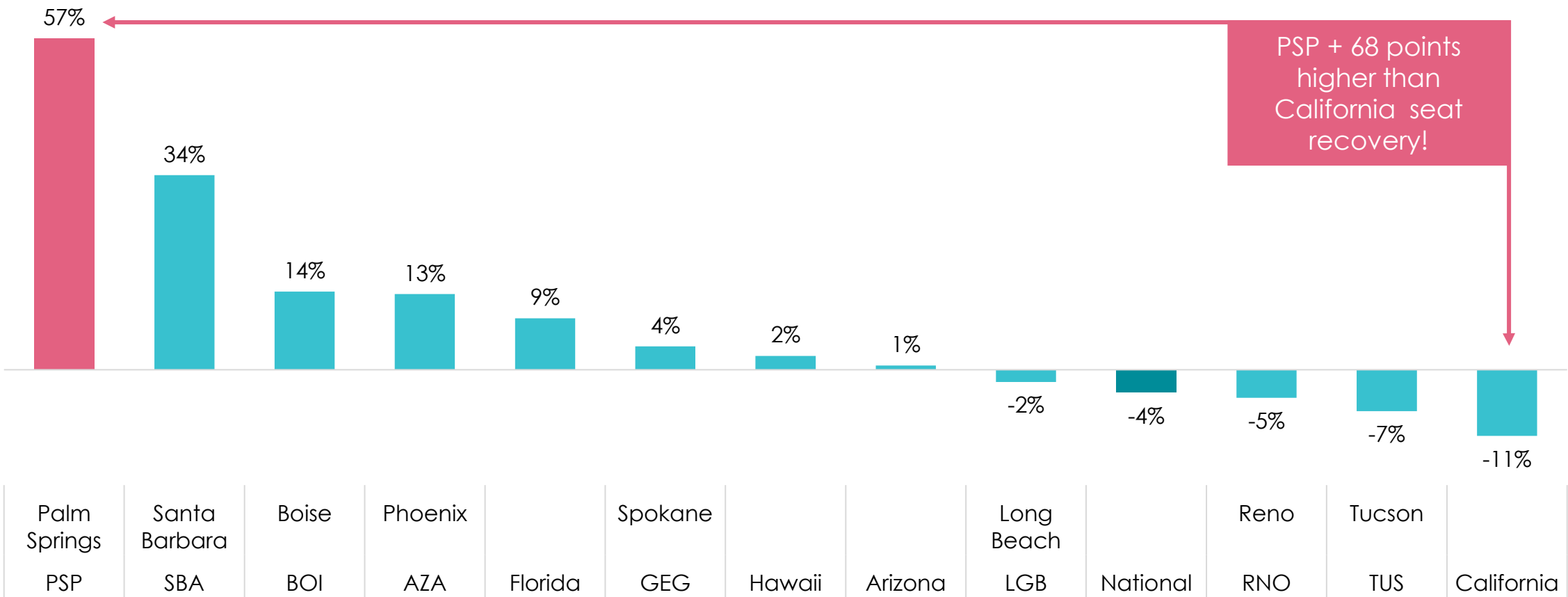


Note 1: June to September 2022 capacity subject to change based on airlines schedule updates  
Source: Schedule data via Diio Mi by Cirium; (Week of April 29, 2022). Ailevon Pacific Aviation Consulting analysis

# PSP IS CURRENTLY UP 68 POINTS VERSUS CALIFORNIA'S AVERAGE

## PSP VERSUS PEERS; SEAT CHANGE 2022 VERSUS 2019

Percentage of seat change May to September 2019 versus 2022



Note 1: June – September 2022 capacity subject to change based on airlines schedule updates  
 Source: Schedule data via Diio Mi by Cirium; (Week of April 29, 2022). Ailevon Pacific Aviation Consulting analysis

# MANY SEASONAL ROUTES ARE RETURNING EARLIER THIS FALL THAN IN PREVIOUS YEARS

Air Canada resuming Toronto (YYZ) on October 1<sup>st</sup> (historically resumed in late December)

Air Canada resuming Vancouver (YVR) on October 2<sup>nd</sup> (historically resumed in late October)

Alaska resuming Boise (BOI) on November 18<sup>th</sup> (historically resumed in mid December)

Alaska resuming Everett (PAE) on September 7<sup>th</sup> (historically resumed in early October)

American resuming Chicago (ORD) on September 7<sup>th</sup> (historically resumed in early October)

Delta resuming Minneapolis (MSP) on October 6<sup>th</sup> (historically resumed in mid December)

United resuming Chicago (ORD) on September 30<sup>th</sup> (historically resumed in late October)