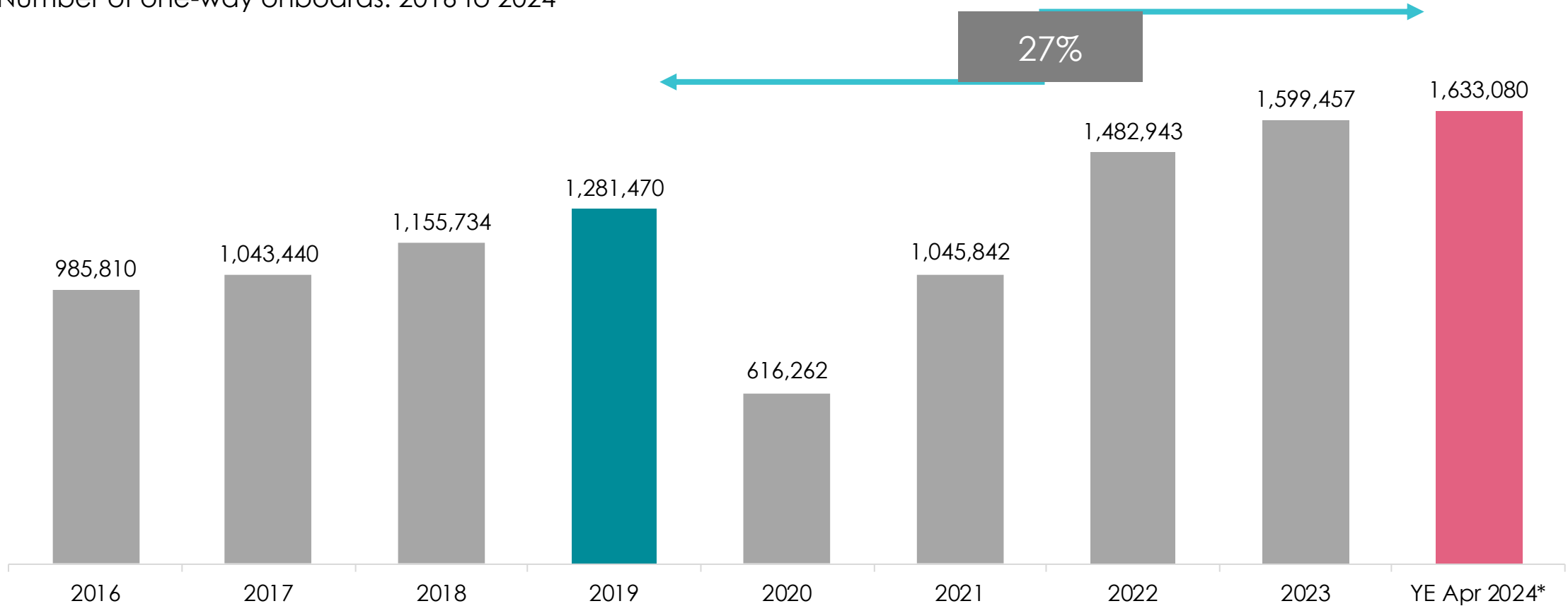


ONBOARDS WERE UP BY 27% FROM YE DECEMBER 2019 TO YE APRIL 2024

PSP ONBOARD TRENDS

Number of one-way onboards: 2016 to 2024*

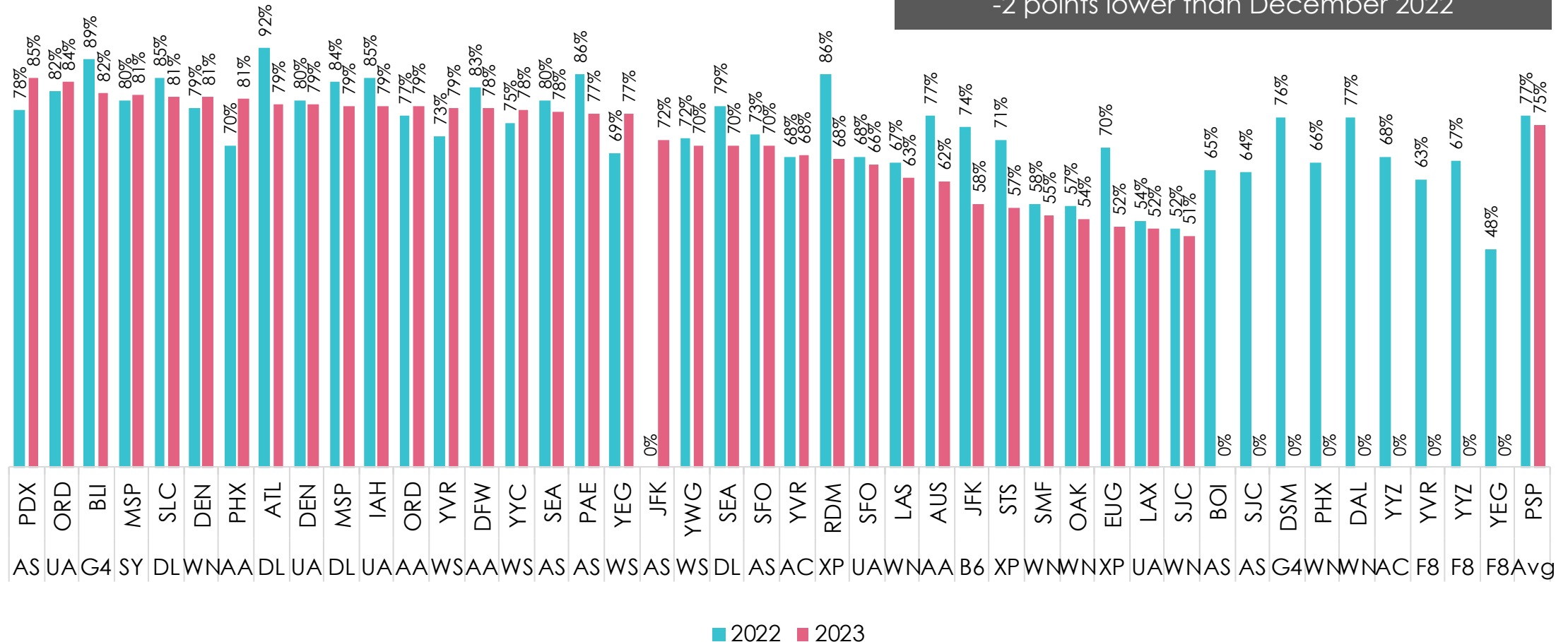


Note *: March-April 2024 derived from PSP enplanement report to encompass international airlines
Source: O&D T-100 & Cirium schedule data via Diio MI. PSP enplanement report. Ailevon Pacific Aviation Consulting analysis

PSP'S HIGHEST LOAD FACTOR MARKETS IN DECEMBER WERE ALASKA'S PDX AND UNITED'S CHICAGO-ORD FLIGHT AT 85% & 84%, RESPECTIVELY

PSP DOMESTIC MARKETS - LOAD FACTOR¹ December 2022 versus December 2023

PSP Onboards were down -1% on a +2% increase in seat capacity resulting in load factor of 75%; -2 points lower than December 2022



Note: Descending order by Current Year LF (%)

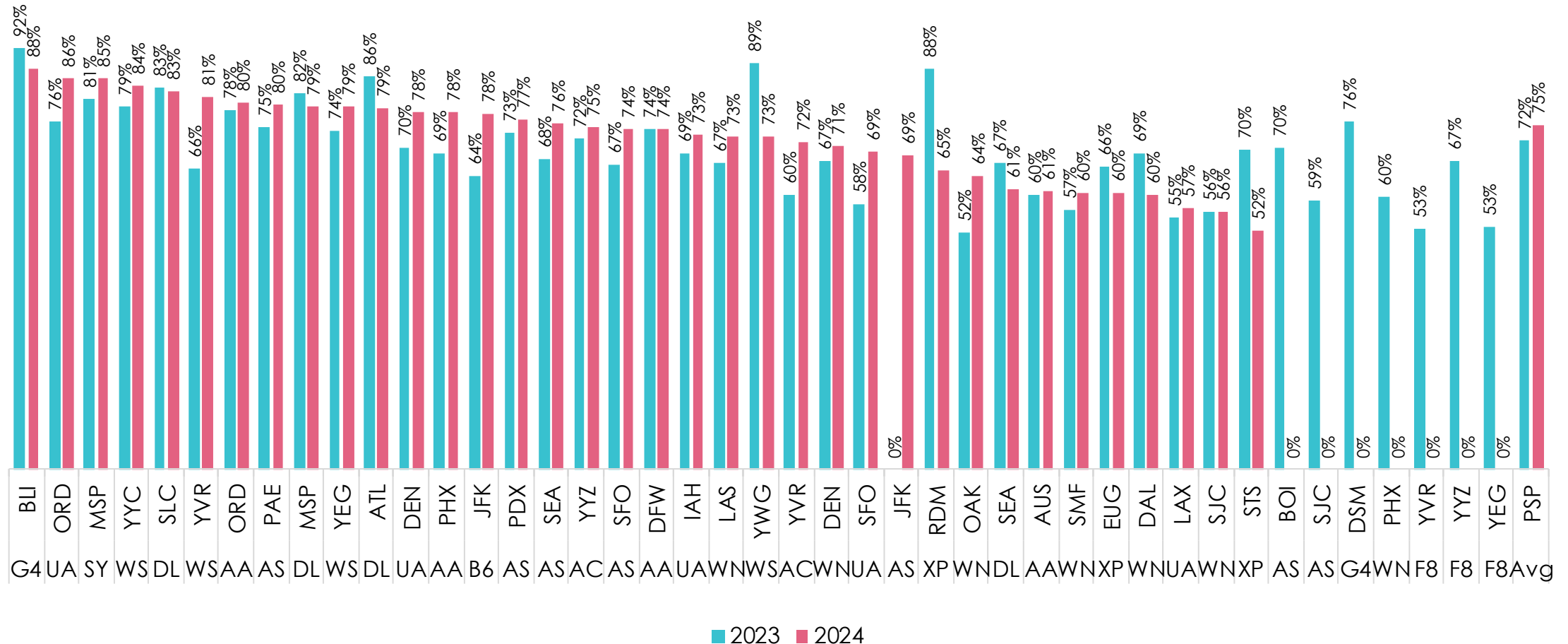
Note 1: AA = American, AS = Alaska, DL = Delta, B6 = JetBlue, G4 = Allegiant, F9 = Frontier, SY = Sun Country, LF = Contour UA = United, WN = Southwest, XP = Avelo, F8 = Flair

Sources: T-100 data via Diio Mi; Ailevon Pacific Aviation Consulting analysis

PSP'S HIGHEST LOAD FACTOR MARKETS IN JANUARY WERE ALLEGIANT'S BLI AND UNITED'S CHICAGO-ORD FLIGHT AT 88% & 86%, RESPECTIVELY

PSP Onboards were down -2% on a -8% decrease in seat capacity resulting in load factor of 75%; +3 points higher than January 2023

PSP DOMESTIC MARKETS - LOAD FACTOR¹ January 2023 versus January 2024



Note: Descending order by Current Year LF (%)

Note 1: AA = American, AS = Alaska, DL = Delta, B6 = JetBlue, G4 = Allegiant, F9 = Frontier, SY = Sun Country, LF = Contour UA = United, WN = Southwest, XP = Avelo, F8 = Flair

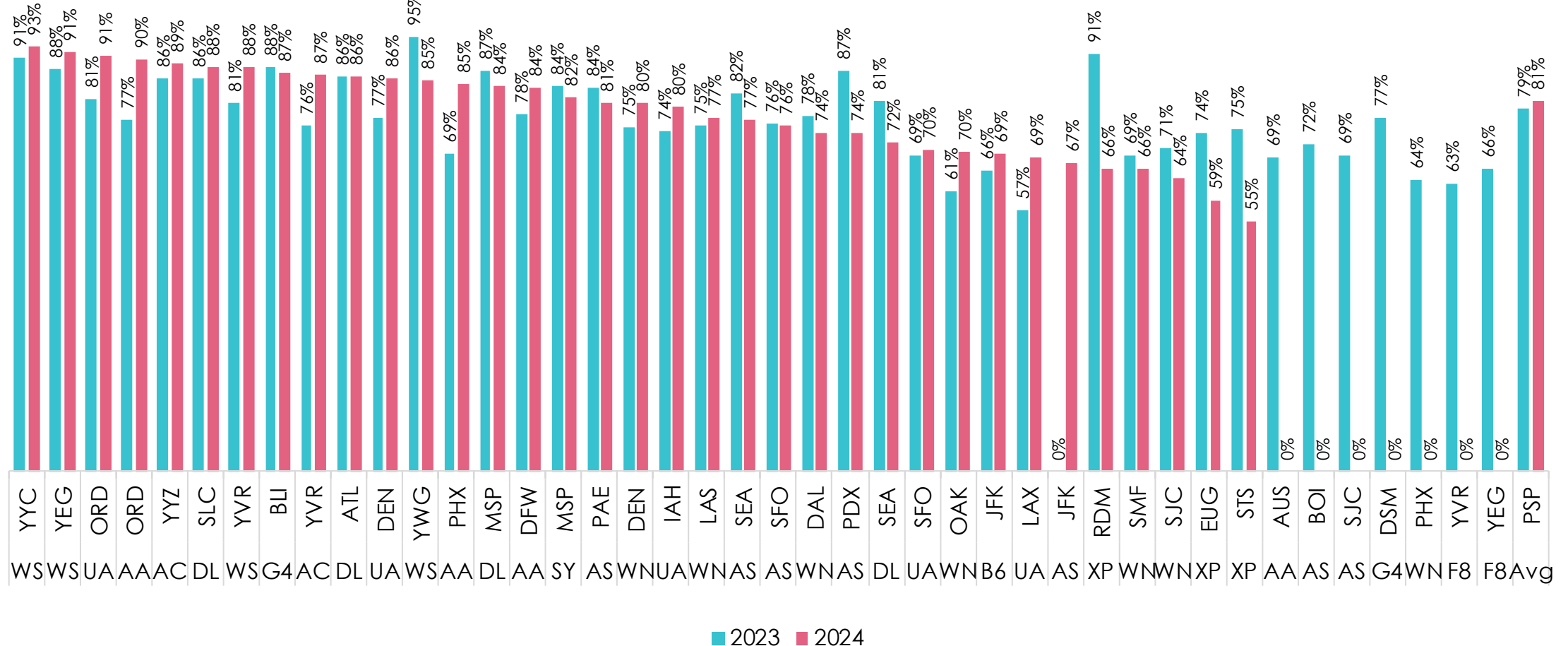
Sources: T-100 data via Diio Mi; Ailevon Pacific Aviation Consulting analysis

PSP'S HIGHEST LOAD FACTOR MARKETS IN FEBRUARY WERE WESTJET'S YYC AND YEG AT 93% & 91%, RESPECTIVELY

PSP Onboards were up +2% on a -1% decrease in seat capacity resulting in load factor of 81%; +2 points higher than February 2023

PSP DOMESTIC MARKETS - LOAD FACTOR¹

February 2023 versus February 2024



Note: Descending order by Current Year LF (%)

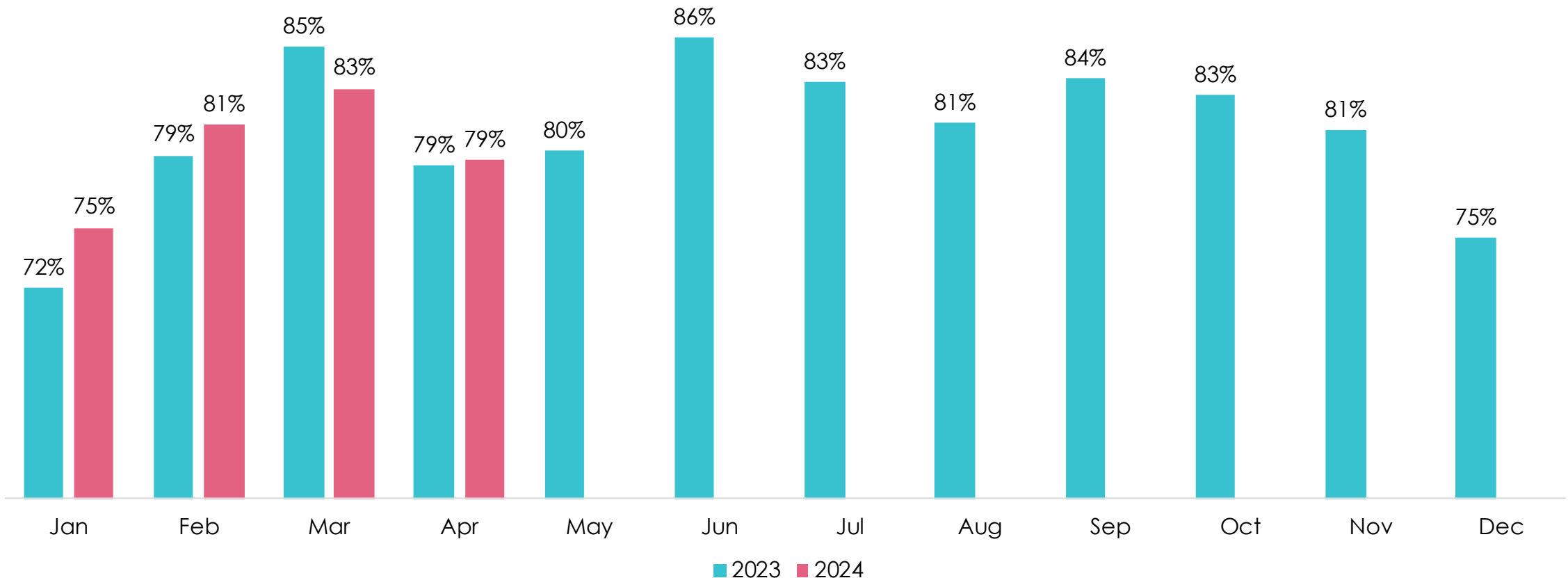
Note 1: AA = American, AS = Alaska, DL = Delta, B6 = JetBlue, G4 = Allegiant, F9 = Frontier, SY = Sun Country, LF = Contour UA = United, WN = Southwest, XP = Avelo, F8 = Flair

Sources: T-100 data via Diio Mi; Ailevon Pacific Aviation Consulting analysis

PSP'S APRIL 2024 LOAD FACTOR WAS 79%, FLAT YOY

PSP LOAD FACTOR BY MONTH

Load Factor: January 2024 - December 2024¹

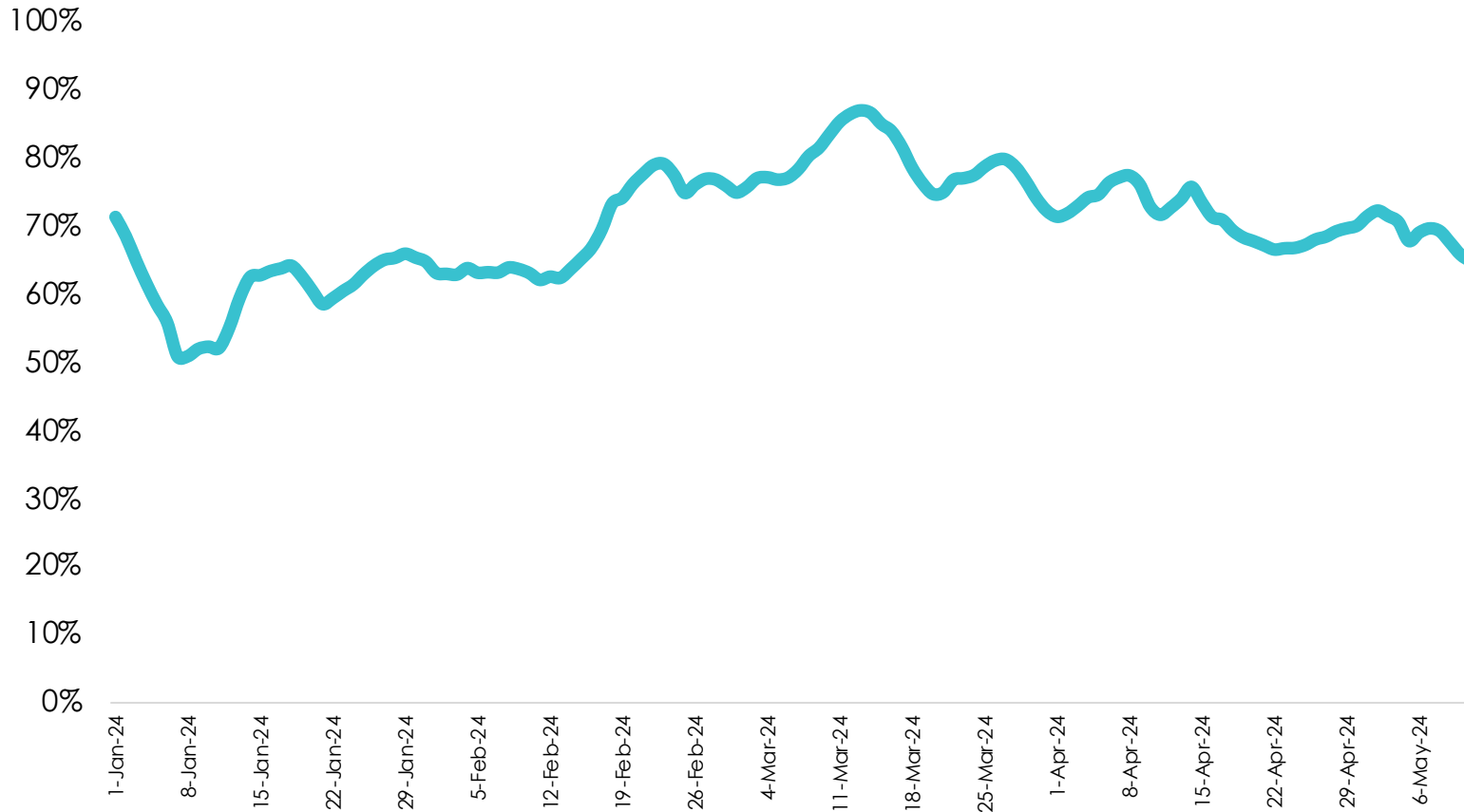


Note 1: Jan 2023 to Feb 2024 is from T-100 data; Mar 2024 onward enplanements are extracted from PSP Enplanement Report and seats extracted from Diio
Sources: PSP Enplanement Report, T-100 data via Diio Mi; Ailevon Pacific Aviation Consulting analysis

HOTEL OCCUPANCY RATES IN APRIL 2024 WERE 4 POINTS BELOW 2023 LEVELS; MAY 2024 IS TRENDING AHEAD OF 2023 & 2022 LEVELS

GREATER PALM SPRINGS: HOTEL OCCUPANCY % BY DAY

Daily hotel occupancy rates (%): January 1, 2024 to May 11, 2024

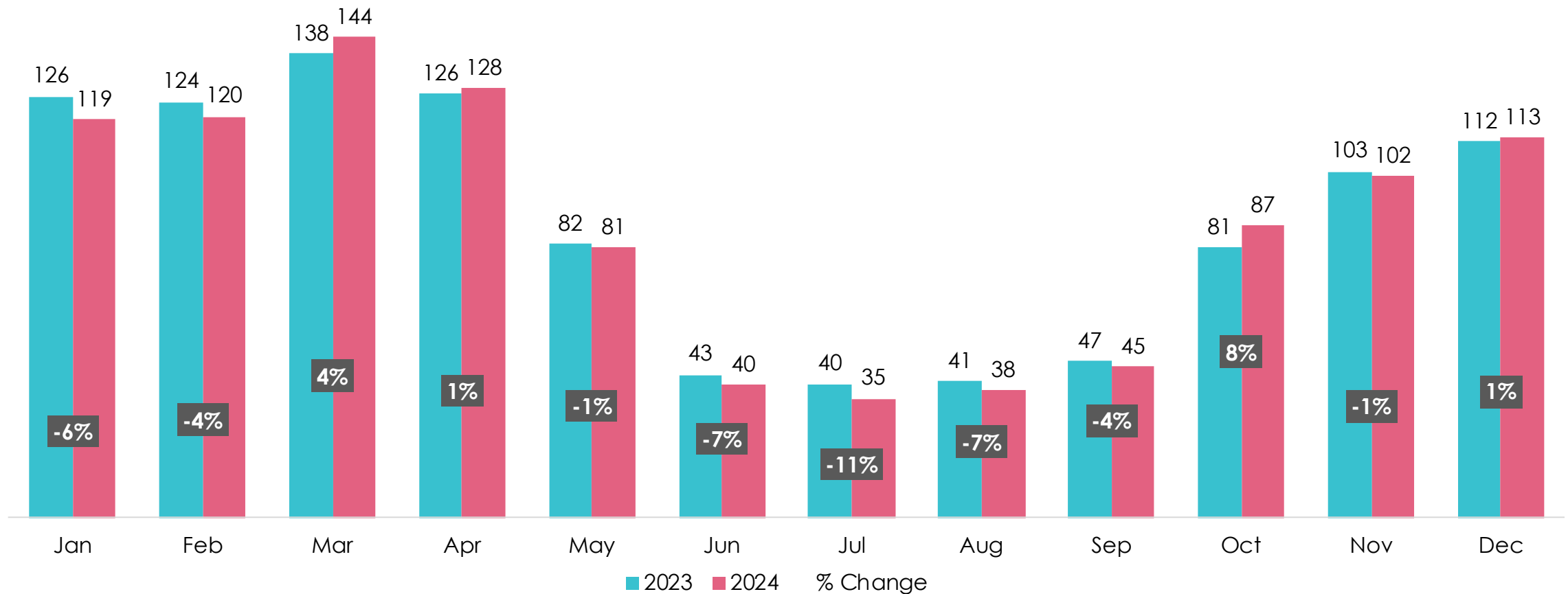


	2022	2023	2024
Jan	56%	63%	59%
Feb	72%	76%	70%
Mar	79%	80%	78%
Apr	75%	75%	71%
May	63%	62%	69% 1-11
Jun	52%	60%	
Jul	51%	51%	
Aug	45%	45%	
Sep	51%	54%	
Oct	59%	62%	
Nov	66%	65%	
Dec	61%	55% 1-30	

PSP SEAT CAPACITY IN 2024 VERSUS 2023 IS SET TO VARY BY MONTH

PSP MONTHLY SEAT CAPACITY, 2024 VERSUS 2023¹

Monthly seats in thousands, January to December 2024 versus 2023



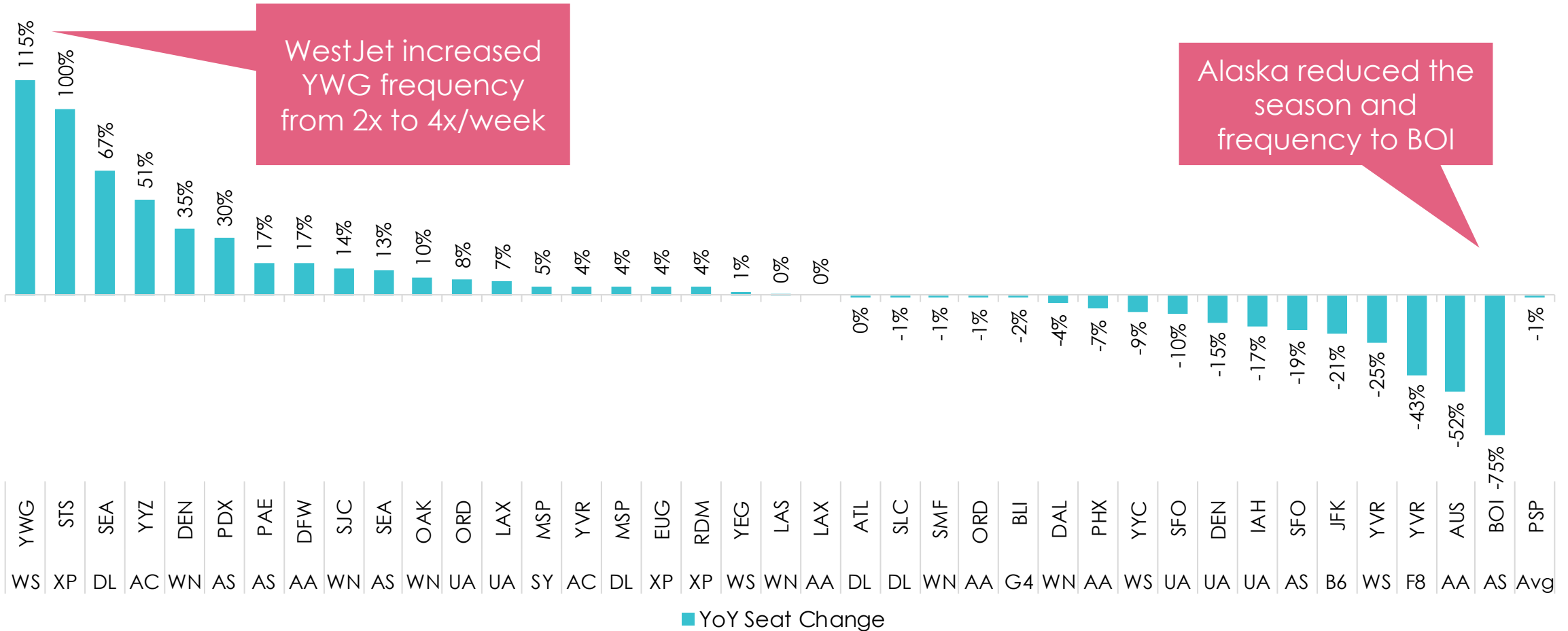
Note 1: June 2024 to December 2024 capacity subject to change based on airlines schedule updates -- Week of May 27, 2024

Source: Cirium schedule data via Diio Mi; (Week of May 27, 2024). Ailevon Pacific Aviation Consulting analysis

WESTJET INCREASED WEEKLY FREQUENCY TO YWG IN JANUARY TO APRIL 2024 VERSUS 2023

PSP SEAT CHANGE BY MARKET 2024 VERSUS 2023

Percentage seat change January to April 2024 versus 2023

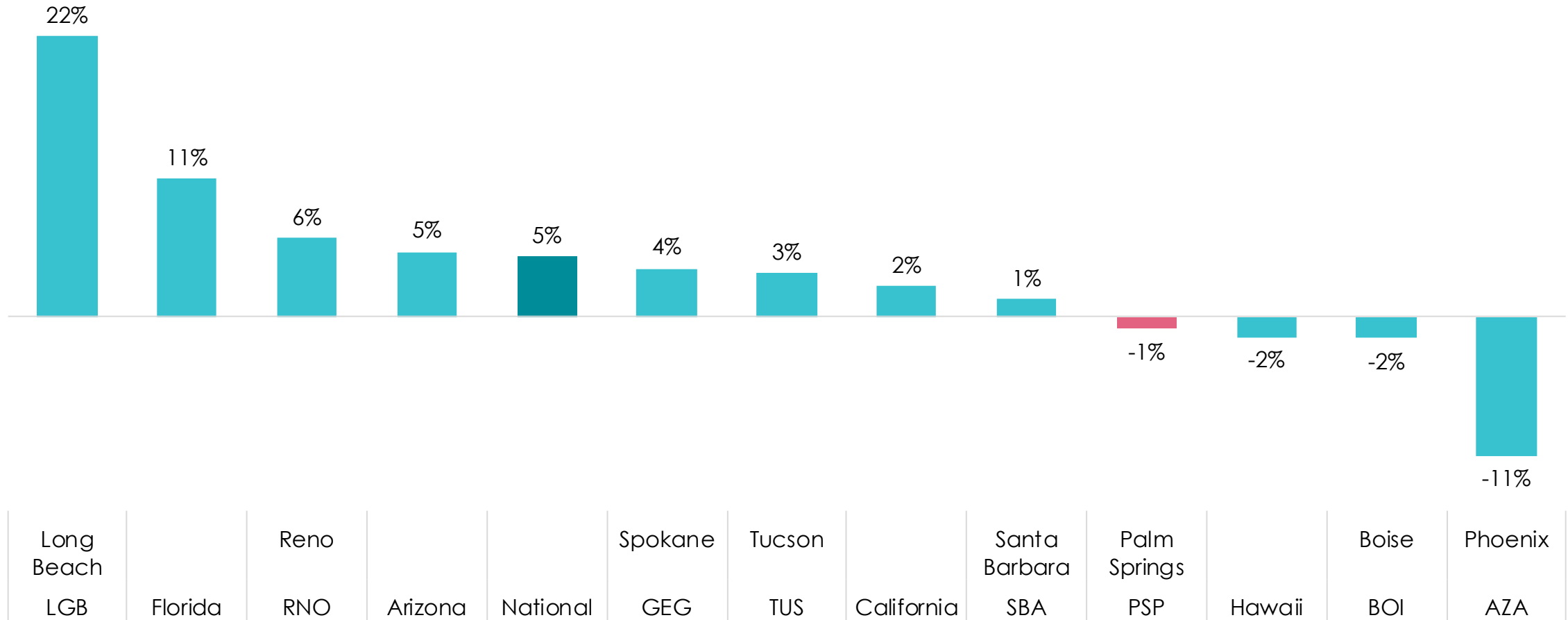


Note 1: AA = American, AS = Alaska, DL = Delta, B6 = JetBlue, G4 = Allegiant, F9 = Frontier, SY = Sun Country, LF = Contour UA = United, WN = Southwest, XP = Avelo
 Source: Cirium schedule data via Diio MI for the week of May 20, 2024; Ailevon Pacific Aviation Consulting analysis

PSP'S JANUARY-APRIL 2024 SEAT CAPACITY PERCENTAGE CHANGE VERSUS 2023 WAS 1 POINT LOWER YEAR-OVER-YEAR

PSP VERSUS PEERS; SEAT CHANGE JANUARY-APRIL 2024 VERSUS 2023

Percentage of seat change January to April 2024 versus 2023

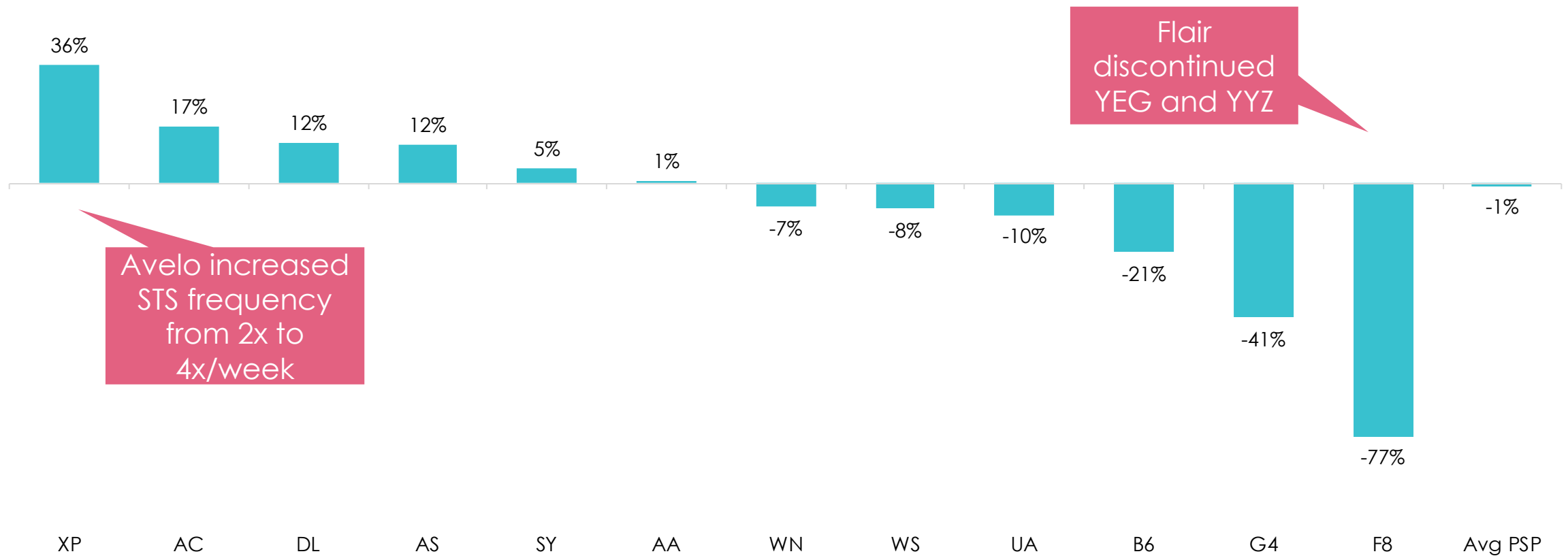


Source: Cirium schedule data via Diio Mi for the week of May 20, 2024; Ailevon Pacific Aviation Consulting analysis

AVELO IS PROJECTED TO HAVE THE HIGHEST PERCENTAGE SEAT INCREASE IN PSP FOR JANUARY TO APRIL 2024 VERSUS 2023 AT 36%

PSP SEAT CHANGE BY AIRLINE 2024 VERSUS 2023

Percentage seat change January to April 2024 versus 2023



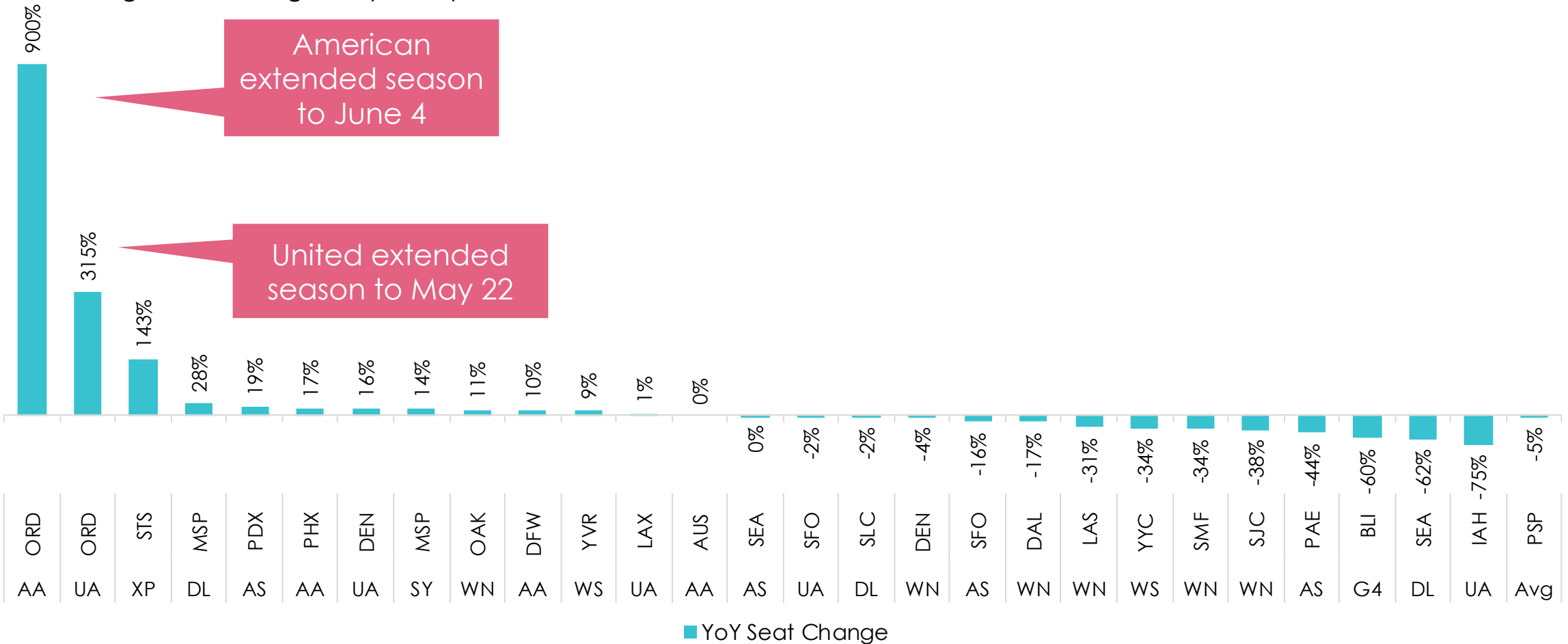
■ YoY Seat Change

Note 1: AA = American, AS = Alaska, DL = Delta, B6 = JetBlue, G4 = Allegiant, F9 = Frontier, SY = Sun Country, LF = Contour UA = United, WN = Southwest, XP = Avelo
Source: Cirium schedule data via Diio Mi for the week of May 20, 2024; Ailevon Pacific Aviation Consulting analysis

AMERICAN AND UNITED BOTH EXTENDED THEIR SEASONAL SERVICE TO CHICAGO IN 2024 VERSUS 2023

PSP SEAT CHANGE BY MARKET 2024 VERSUS 2023

Percentage seat change May to September 2024 versus 2023

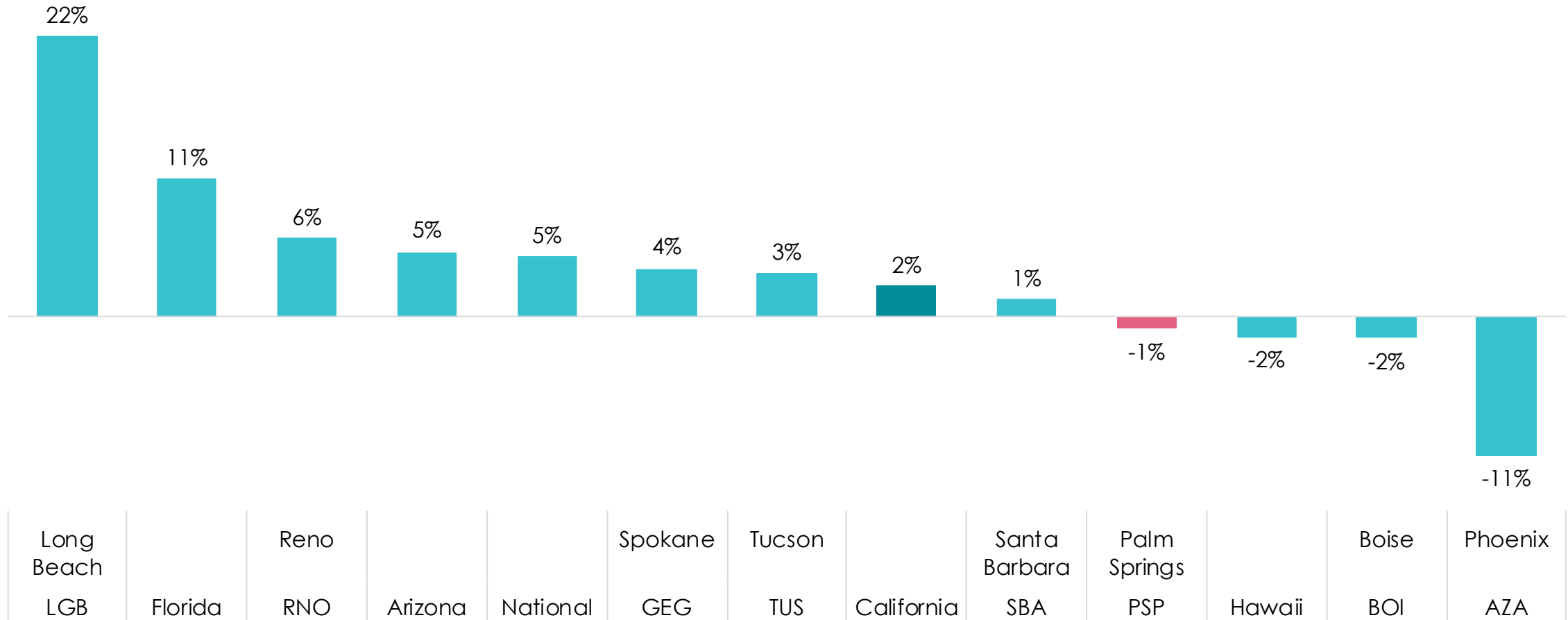


Note 1: AA = American, AS = Alaska, DL = Delta, B6 = JetBlue, G4 = Allegiant, F9 = Frontier, SY = Sun Country, LF = Contour UA = United, WN = Southwest, XP = Avelo
 Source: Cirium schedule data via Diio Mi for the week of May 20, 2024; Ailevon Pacific Aviation Consulting analysis

PSP'S MAY-SEPTEMBER 2024 SEAT CAPACITY PERCENTAGE CHANGE VERSUS 2023 IS PROJECTED TO BE 5 POINTS LOWER YEAR-OVER-YEAR

PSP VERSUS PEERS; SEAT CHANGE MAY-SEPTEMBER 2024 VERSUS 2023

Percentage of seat change May to September 2024 versus 2023



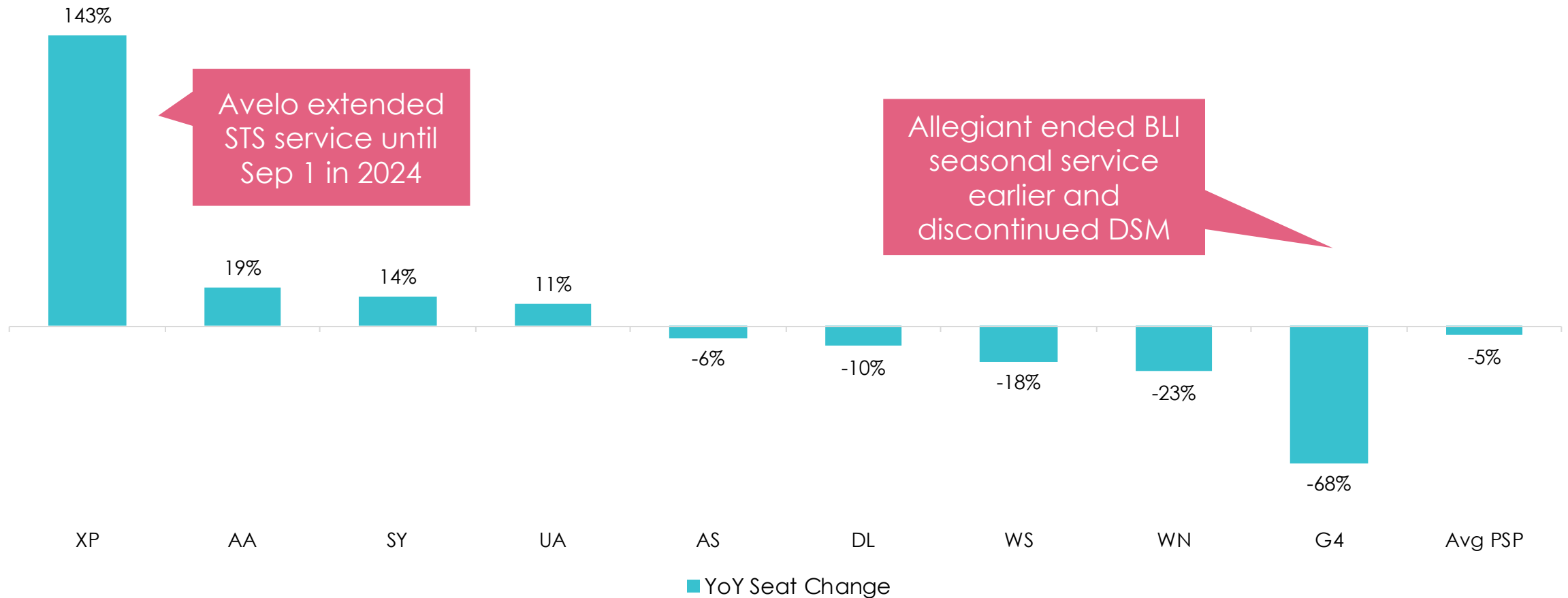
Note 1: Subject to change based on airlines schedule updates

Source: Cirium schedule data via Diio Mi for the week of May 20, 2024; Ailevon Pacific Aviation Consulting analysis

AVELO IS PROJECTED TO BE UP 143 PERCENTAGE POINTS FOR MAY TO SEPTEMBER 2024 VERSUS 2023

PSP SEAT CHANGE BY AIRLINE 2024 VERSUS 2023

Percentage seat change May to September 2024 versus 2023



Note 1: Subject to change based on airlines schedule updates


Note 2: AA = American, AS = Alaska, DL = Delta, B6 = JetBlue, G4 = Allegiant, F9 = Frontier, SY = Sun Country, LF = Contour UA = United, WN = Southwest, XP = Avelo

Source: Cirium schedule data via Diao Mi for the week of May 20, 2024; Ailevon Pacific Aviation Consulting analysis

DELTA MSP AND AMERICAN AUS SERVICE ARE BOTH RETURNING EARLIER THIS FALL

PSP SEASONAL FALL ROUTES		
Airline	Destination	Resumption Date
Delta	MSP	14-Sep
Sun Country	MSP	19-Sep
United	ORD	26-Sep
Alaska	PDX	1-Oct
WestJet	YEG	3-Oct
Allegiant	BLI	4-Oct
American	AUS	7-Oct
American	ORD	7-Oct
Air Canada	YVR	27-Oct
Alaska	JFK	27-Oct
Alaska	PAE	27-Oct
United	IAH	27-Oct
United	LAX	27-Oct
Air Canada	YYZ	28-Oct
WestJet	YWG	8-Nov
Delta	SEA	11-Nov
JetBlue	JFK	19-Dec
United	IAD	19-Dec
Delta	ATL	21-Dec

WE ARE THRILLED TO WELCOME THE FIRST-EVER D.C. NONSTOP SERVICE FROM PSP THIS COMING WINTER SEASON

 Simple Flying

United Airlines Will Launch 1st-Ever Seasonal Service Between Washington Dulles & Palm Springs

United Airlines is planning to introduce a new nonstop service between its hub at Washington Dulles International Airport (IAD) and Palm...

3 days ago



 The Points Guy

United adds new route from Washington, DC, to Palm Springs

United Airlines is going long from its Dulles International Airport (IAD) hub near Washington, D.C.. This week, the carrier unveiled new...

5 days ago



 Travel + Leisure

United Airlines Just Added a New Cross-country Route to This Desert Hot Spot

United will now fly from Washington-Dulles directly to Palm Springs, giving the D.C. area a new winter destination to easily access.

1 day ago



 Travel And Tour World

United Airlines to launch new seasonal service between Washington Dulles and Palm Springs

United Airlines is set to introduce a new nonstop service between its hub at Washington Dulles International Airport (IAD) and Palm Springs...

3 days ago



- December 19, 2024 to April 30, 2025
- 1x daily on B737-Max 8 (166 seats/departure)
- IAD-PSP → 9:00 to 11:42
- PSP-IAD → 13:0 to 20:39
- 2,188 air miles

"This service will be the first-ever connection between Washington, D.C., and Palm Springs and create unparalleled access to Palm Springs from the East Coast and Europe through one of United's fastest-growing hubs. We pride ourselves in offering unique, world-class destinations and are excited to offer our customers more service to beautiful Greater Palm Springs,"

- *Patrick Quayle, United's Senior VP of Global Network Planning & Alliances*