

## **Account Creation**

To register, you have two options:

1. You must go to the Arizona Capitol and register at one of the kiosks at the House or Senate.
2. Send the following information below to [TIA@visitphoenix.com](mailto:TIA@visitphoenix.com), and a Visit Phoenix rep will register you.
  - a. Your Full Name
  - b. Your Email (personal email address is preferred)

*\*Please note that this information is not disclosed anywhere else.*

---

## **Account Login & Setup**

If you select option two above, your account will be created for you. You will then receive an email from the Visit Phoenix team with your login information and the following steps once you have provided your full name and email address to [TIA@visitphoenix.com](mailto:TIA@visitphoenix.com).

Thank you for your support in **HB2950!**

We have registered you for the Arizona Legislature Request to Speak (RTS) program for the TIA bill. **NOTE: BY SIGNING UP, YOU ARE NOT REQUIRED TO SPEAK.**

**To login, please visit:** <https://apps.azleg.gov/RequestToSpeak/UpcomingAgendas>

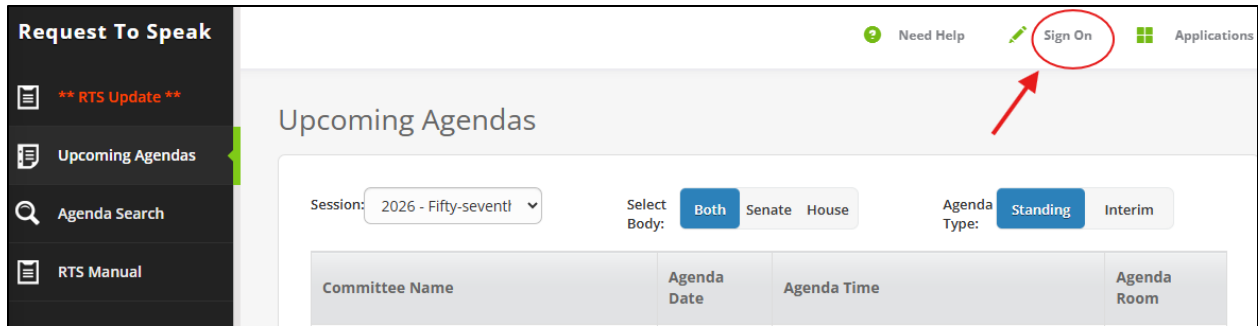
Once you have logged in, click 'Sign On' in the top right corner.

After you receive your confirmation email that you've been registered in the system, please follow the steps below:

**Login via:** <https://apps.azleg.gov/RequestToSpeak/UpcomingAgendas>

*\*It's best to use a laptop for this process.*

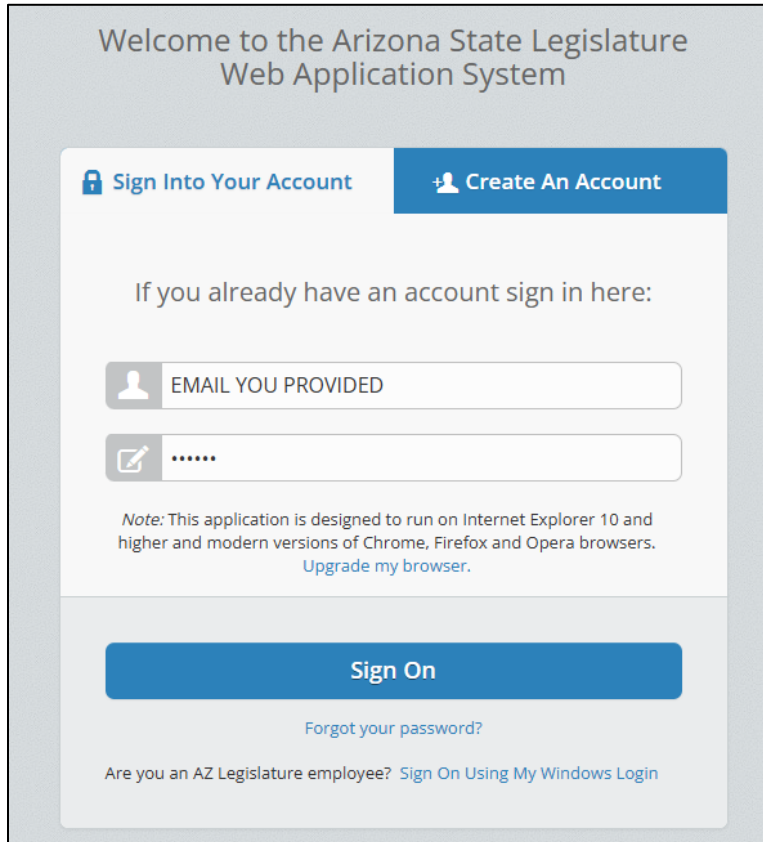
1. Once you make it to the RTS homepage, click 'Sign On' in the top right corner.



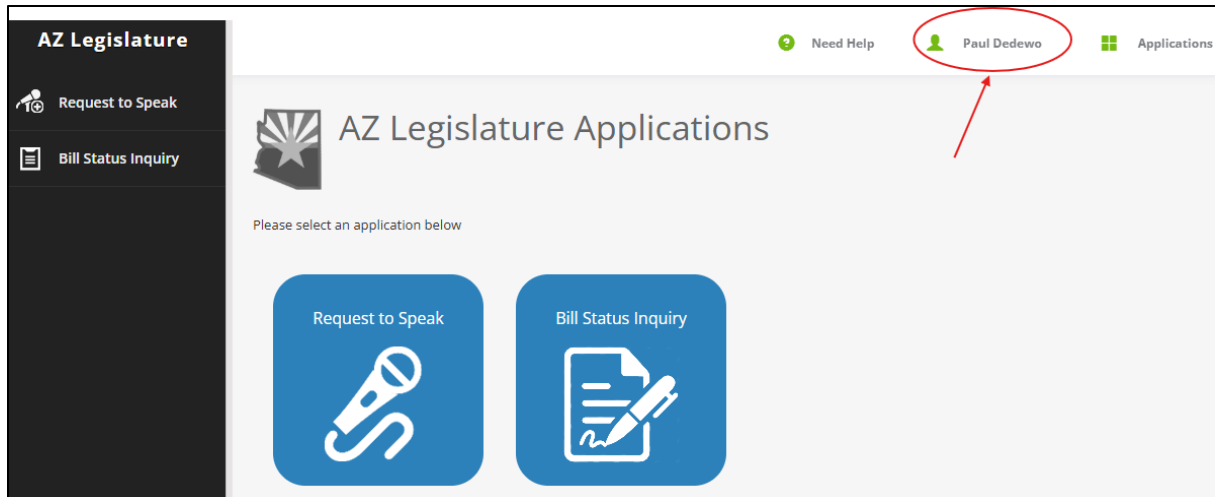
2. Please sign into your account using the same email you provided during the RTS registration process. Then, please enter the 'RTS123' password.

**Username:** Your Email Address that was Provided

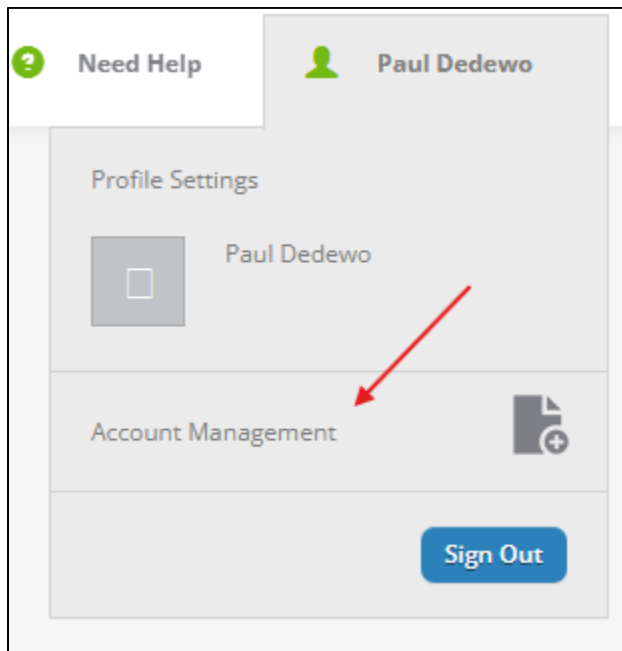
**Password:** RTS123



3. Once you are signed in, click your name in the top right corner.



4. Then click 'Account Management' from the dropdown menu under your name.



5. Please click the 'Personal Information' tab and verify that you are an Arizona registered voter. Do not try to reset your password at this time – steps to follow later in this guide after your support has been shown.
- Under 'Personal Information', select 'Yes' next to *“Do you wish to identify yourself as an Arizona registered voter?”*
  - Complete the form as indicated. Provide your DOB and one of the following: Voter ID #, Arizona driver’s license #, OR last four digits of your SSN.

Reset Password Update Personal Information

### Update Your Personal Information

Note: Fields outlined in orange are required.

Paul

Dedewo

Agency / Organization

Do you wish to identify yourself as an Arizona registered voter?

Yes No ?

#### Registered Voter Verification

For verification purposes, please supply your **date of birth** and **one other item** (you can specify more):

mm/dd/yyyy

Voter ID

AZ Drivers License Number

Last 4 Digits SSN

Verify

Update Personal Information

6. Be sure to click “Verify” to complete your registration. Once your registration is completed, you can login to the system from anywhere to register your position on any bill moving through the state legislature.

---

## Share Your Support

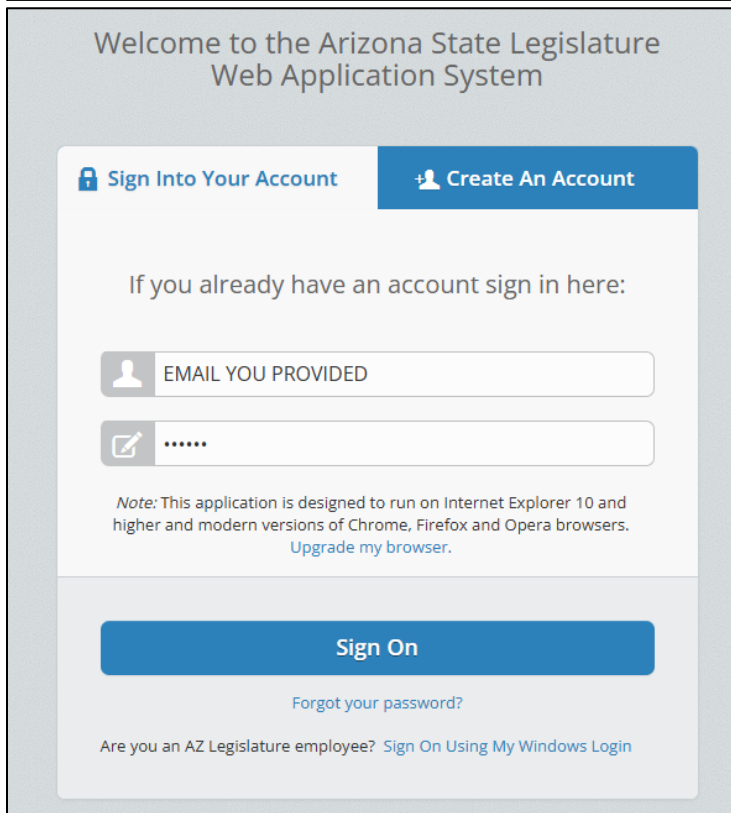
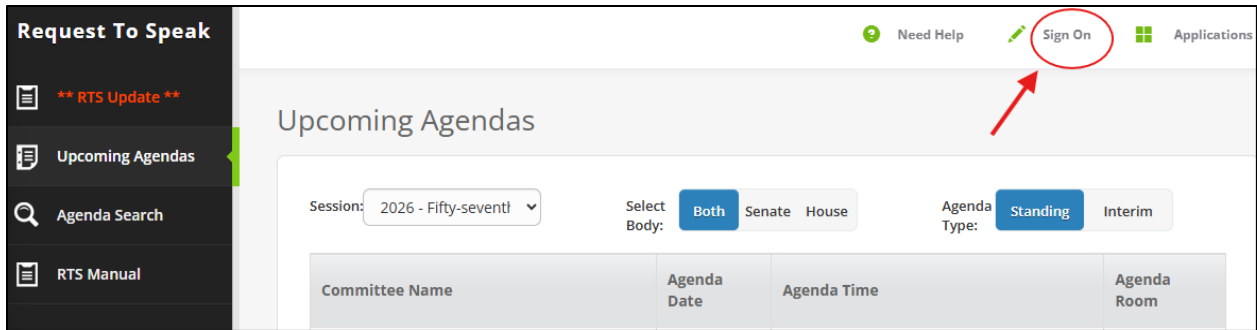
To share your support for HB2950, go to your Arizona Legislature Request to Speak Program account at: <https://apps.azleg.gov/RequestToSpeak/UpcomingAgendas>

*\*It's best to use a laptop for this process.*

1. Click 'Sign On' in the top right corner and enter your information.

**Username:** Your Email Address

**Password:** RTS123

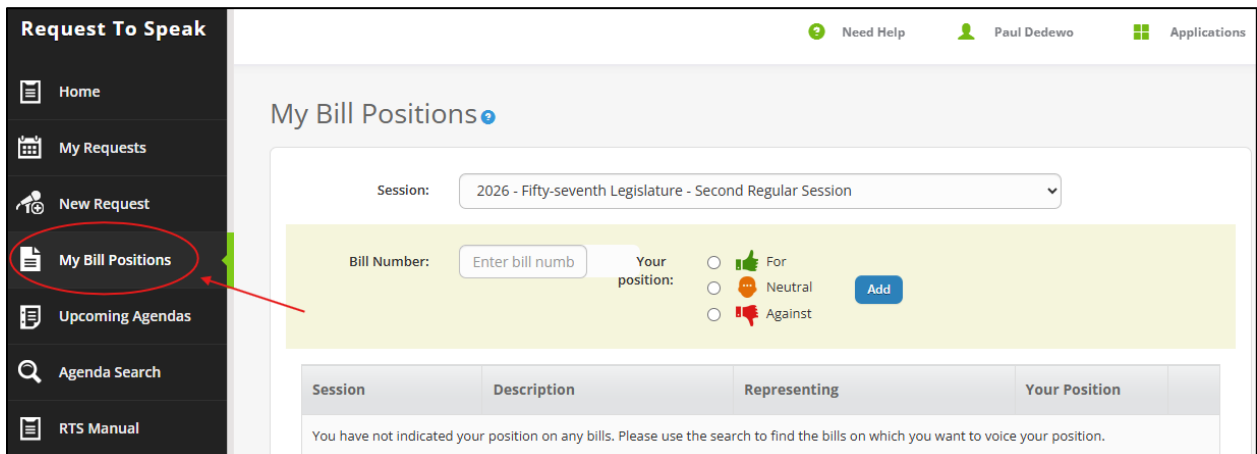


**Once you're logged in to the RTS system, please follow the steps below:**

2. Select 'Request to Speak' in the lefthand navigation panel.

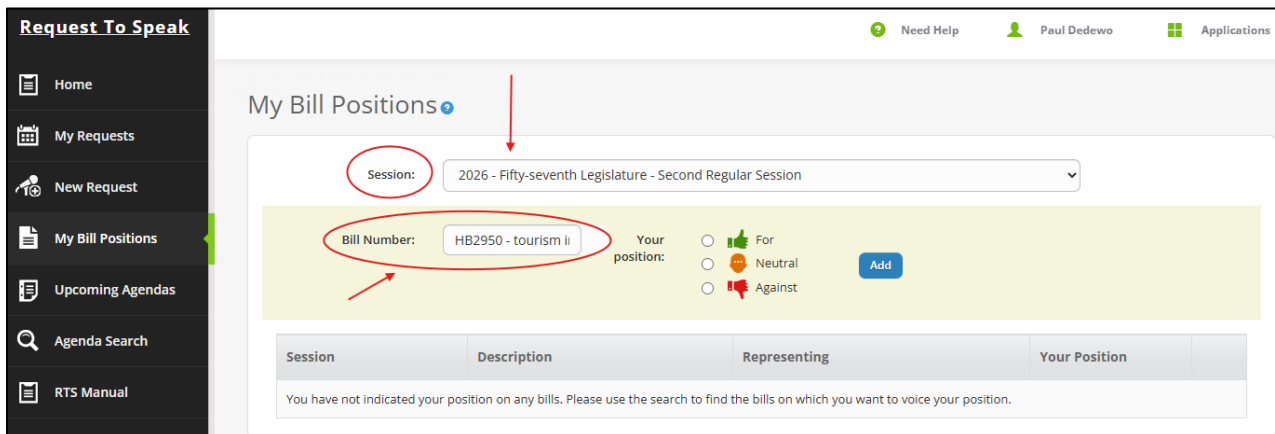


3. Select 'My Bill Positions' in the lefthand navigation to be taken to a search window.



4. Your search should include the following parameters:

- **Find Session:** 2026 - Fifty-Seventh Legislature - Second Regular Session
- **Search Bill Number:** HB2950
- **Click:** HB2950 – tourism improvement areas; municipalities; counties



5. Find the appropriate bill and select your position 'For'.

Request To Speak

Home  
My Requests  
New Request  
My Bill Positions  
Upcoming Agendas  
Agenda Search  
RTS Manual

Need Help Paul Dedewo Applications

### My Bill Positions

Session: 2026 - Fifty-seventh Legislature - Second Regular Session

Bill Number: HB2950 - touris

Your position:  For  Neutral  Against

Add

Session	Description	Representing	Your Position
You have not indicated your position on any bills. Please use the search to find the bills on which you want to voice your position.			

6. Once you select 'For' HB2950, click 'Add' to show your support.

Request To Speak

Home  
My Requests  
New Request  
My Bill Positions  
Upcoming Agendas  
Agenda Search  
RTS Manual

Need Help Paul Dedewo Applications

### My Bill Positions

Session: 2026 - Fifty-seventh Legislature - Second Regular Session

Bill Number: HB2950 - touris

Your position:  For  Neutral  Against

Add

Session	Description	Representing	Your Position
You have not indicated your position on any bills. Please use the search to find the bills on which you want to voice your position.			

7. Your support has now been logged.

If you'd like to update your password for future access to your account after the above steps have been completed, go to your name in the top righthand corner and from the dropdown menu, click 'Account Management'. From there, you are able to reset your password.

## Account Management

Reset Password   **Update Personal Information**

Reset Password

Old Password

New Password

Passwords must be at least 6 characters long.

Confirm New Password

You can also watch this [video tutorial](#) that walks through the same process outlined above and shows exactly how to set up your account and show your support.

Thank you for your support on HB2950! If you have any questions or encounter any issues, please contact [TIA@visitphoenix.com](mailto:TIA@visitphoenix.com).