

DATA & INSIGHTS 101

Queenstown Lakes District Data and Insights Information

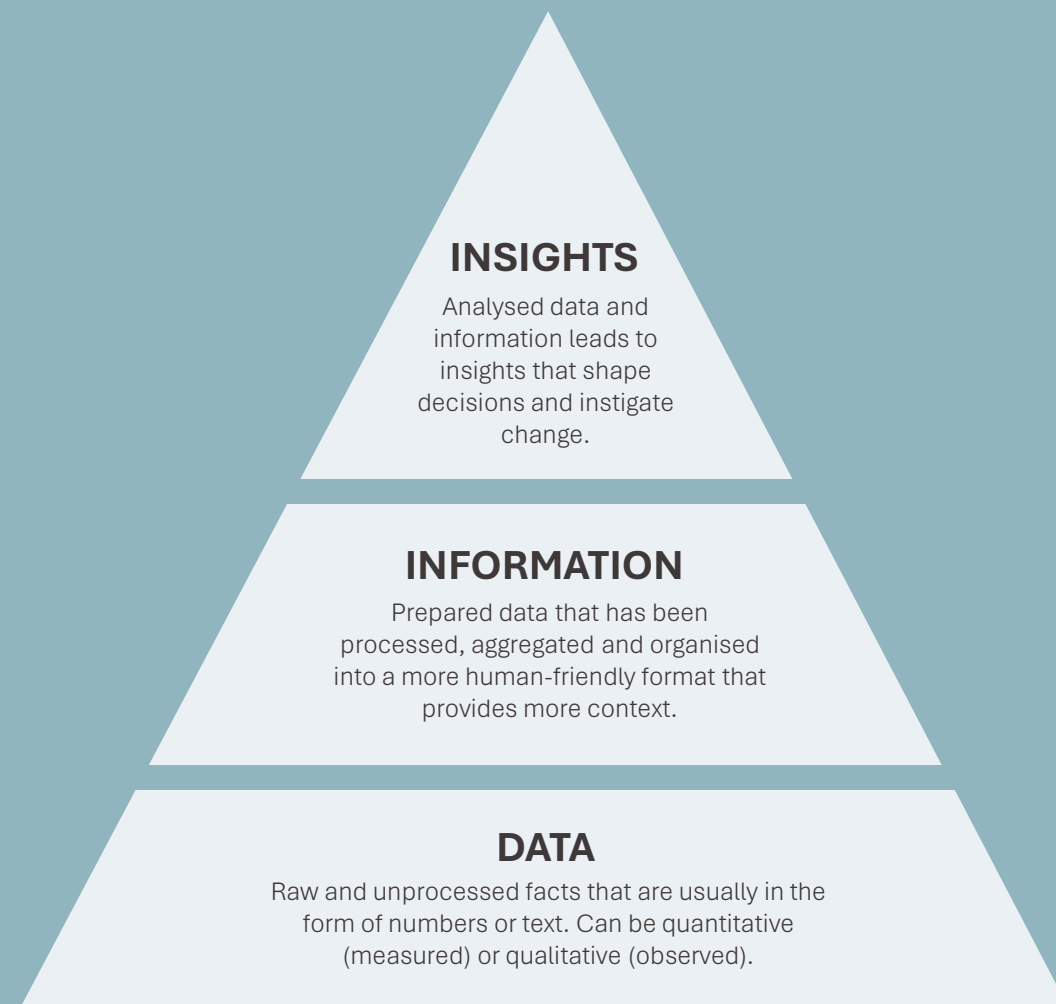


ABOUT DQ LWT DATA & INSIGHTS

Destination Queenstown (DQ) and Lake Wānaka Tourism (LWT) are the Regional Tourism Organisations (RTOs) responsible for both destination marketing and destination management in the Queenstown Lakes District.

Our role is to position Queenstown and Wānaka in international and domestic markets and to work collaboratively with partners to deliver the region's destination management plan, focusing on regenerative tourism by 2030 and attracting 'high contributing' visitors.

The Data and Insights function supports the organisation, RTO members, and wider stakeholders by providing qualitative and quantitative data interpretation and research. It generates insights to inform strategic decisions, enhance destination marketing and management, and identify key opportunities and challenges. The function also delivers destination performance analysis, and contributes to strategic planning, annual plans, and quarterly reporting.





DATA & INSIGHTS OBJECTIVES

1. Equip members and stakeholders with accessible performance intelligence tools and forward-looking insights.
2. Strengthen destination competitive advantage through visitor, market, and segment understanding and insights.
3. Establish a robust, holistic measurement framework that captures tourism's full economic, social, environmental and cultural value, enabling evidence based decision making and tracking progress toward destination and DMP goals.

VISITOR INSIGHTS DASHBOARD

The Member Visitor Insights Dashboard to provides our members and stakeholders with easy access to visitor economy-related data and DQ and LWT-led research.

With this, our members and stakeholders should be able to draw their own insights to guide business decisions and activity.

The sources include publicly available tourism data, DQ and LWT commissioned research and purchased data.

The dashboard utilises a combination of a Microsoft PowerBI interactive report embedded in the webpages and links to PDFs. PowerBI is an easy-to-use tool that works very similarly to other Microsoft products, like Excel.

Access the Visitor Insights Dashboard

[Wānaka Region Insights](#)

[Queenstown Region Insights](#)



DATA SOURCES

Destination Queenstown and Lake Wānaka Tourism utilise a range of both publicly available and privately purchased data sources to provide timely and useful insights to the DQ and LWT team and members.

EXPENDITURE

- Monthly Regional Tourism Estimates (MRTE): Estimated total visitor-related expenditure in the district over time, including cash, electronic card, and online purchases. Provides a regional view of tourism's economic contribution. Provided by MBIE.

VISITATION

- Queenstown Airport Passenger Arrivals: Passenger arrivals through Queenstown Airport
- International Visitor Arrivals (IVA): International visitor arrivals by country of residency, arrival port and purpose, gathered by Stats NZ
- Tourism Volumes and Flows (TVF): Estimated cumulative visitor day and night counts by month based on cellphone pings. A visitor present for multiple days is counted multiple times. Provided by MBIE.

ACCOMMODATION

- Accommodation Data Programme (ADP): Commercial accommodation data gathered by MBIE, combined with CAM prior to September 2019
- AirDNA: Non-commercial (alternative or short stay rental) accommodation

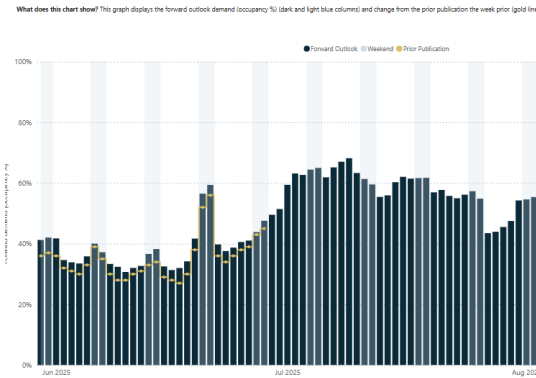
EXPERIENCE

- Visitor Experience Survey: Research programme commissioned by DQ and LWT and facilitated by Angus & Associates, providing insights into how visitors think, feel and act

[Learn More](#)

MEMBER RESOURCES

Forward Outlook vs. change from prior publication



FORWARD OUTLOOK

Provides indications of the current levels of accommodation occupancy in Queenstown.

Refreshes weekly on Thursday by midday.

[Sign up](#) to receive the fortnightly comms (DQ only).

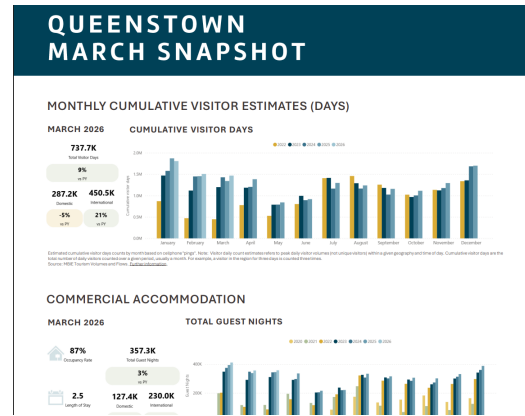


VISITOR INSIGHTS DASHBOARD

Provides easy-to-understand tourism data and insights to guide decision-making and analysis.

Centralises a range of data sources into one easy to use set of visualisations and refreshes as soon as data sources are released.

[Wānaka](#) | [Queenstown](#)

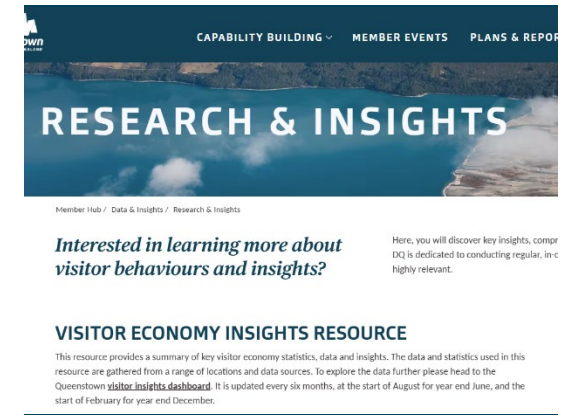


DATA & INSIGHTS SNAPSHOTS

Provides a topline summary of information about the prior month or quarters performance. These insights have been gathered from the Visitor Insights dashboard.

Sign up to receive the monthly comms.

[Wānaka](#) | [Queenstown](#)



INSIGHTS & RESEARCH PAGE

Provides links to research and insights compiled by the RTOs. Includes prior data snapshots, Emerging Traveller Trends, as well as links to other data and insights resources.

[Research page](#)

MEMBER RESOURCES



VISITOR ECONOMY INSIGHTS RESOURCE

Provides a summary of key visitor economy statistics, data and insights. The data and statistics used in this resource are gathered from a range of locations and data sources.

[LWT YE December 2025 Summary](#)

[DQ YE December 2025 Summary](#)




VISITOR EXPERIENCE RESEARCH

The Queenstown Lakes' Visitor Experience Survey seeks to better understand visitor expectations, experiences and behaviours while in the region.

[LWT YE December 2025 Summary](#)

[DQ YE December 2025 Summary](#)



MARKET INSIGHTS GUIDES

Provide useful insights into visitors from the RTOs' key focus markets. Each guide includes up-to-date information on visitor behaviours, current trends, and what travellers are seeking to experience both in the Queenstown Lakes district and wider New Zealand.

[Read more.](#)



EMERGING TRAVEL TRENDS AND INDUSTRY SHIFTS

Provides a comprehensive summary of key traveller-driven trends emerging in the tourism industry, alongside an in-depth analysis of broader industry shifts expected to grow in significance in both the near and long term.

[Read more.](#)

