

90 Day Forward Outlook for Queenstown

Published on Friday 24 September 2021



Short term visitation

90 Day Forward Outlook

Overview

Destination Queenstown has developed a 90 day forward outlook chart indicating the current levels of accommodation occupancy in Queenstown. This is based on collated information from multiple data sets covering commercial and non-commercial accommodation. The 90 day forward outlook chart is weighted 80% on currently booked forward occupancy rates and 20% on predictive forward booking data.

The objective of this 90 day forward outlook chart is to assist local tourism businesses like activities, attractions, retail, bars and restaurants to manage their operating days/hours, supply and staffing in alignment with the forward outlook.

Frequency

There are weekly refreshes of the forward outlook chart which will be posted in the DQ Member (Visitor Demand Mapping) area of the DQ website. Members will receive fortnightly reminders through Special Remarks communications. Click [HERE](#) to access previous outlooks.

Feedback

For feedback, more information or clarifications about the content below or if you are interested in supplying your accommodations data toward the dataset please contact [Kiran Nambiar](#).

Data Sources

DATA SOURCE



STR FORWARD
STAR



AIRDNA – FUTURE DEMAND
ANALYSIS

AIRDNA

INFORMATION



Based on real occupancy on the books from a set of 15 properties. Free to submit data if you are part of STR.

Forward looking occupancy rates (actuals) in a set of over 1,800 active alternative lodging properties in the wider Wakatipu basin.

DATA SOURCE



OTA
INSIGHTS

OTA INSIGHT

QUEENSTOWN
INTERNATIONAL AIRPORT



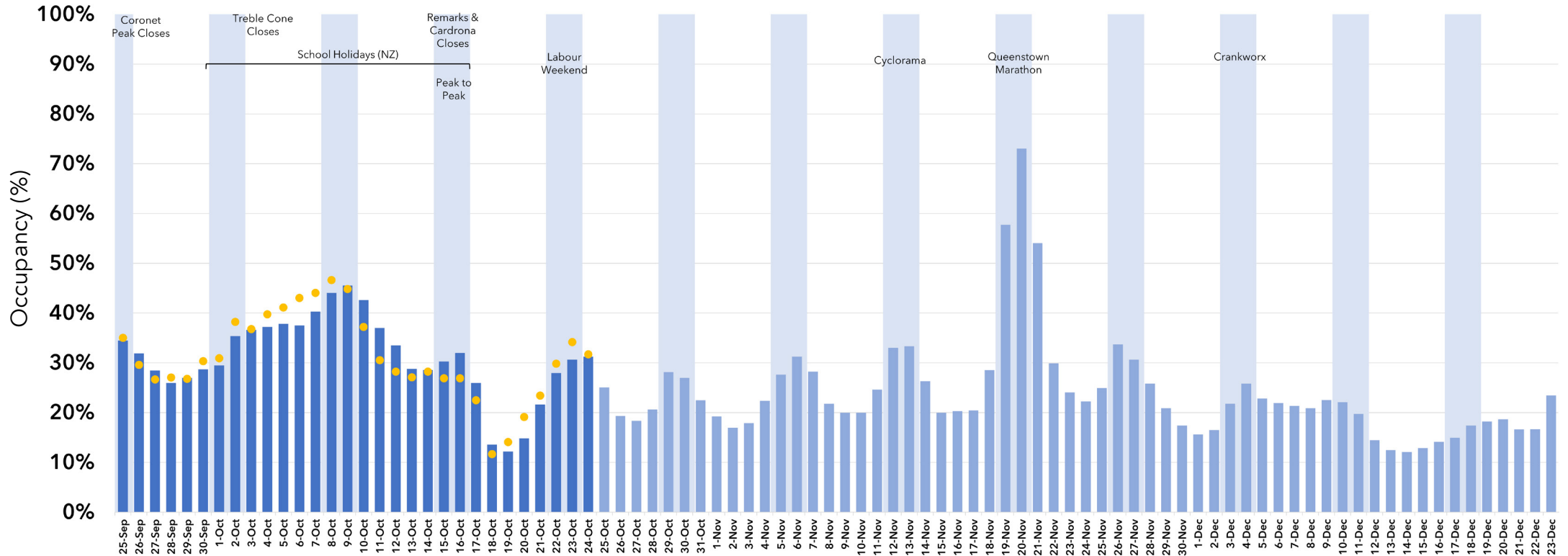
INFORMATION



Market intelligence capturing booking intent in real time. Takes into account OTA, GDS, alternative lodgings. Gives a "heat" map.

Weekly seat capacity growth compared to same week last year. Updated monthly.

Short term visitation 90 Day Forward Outlook



This edition published on Friday 24 September 2021 indicates the current demand for the 90 day period 25 September 2021 to 23 December 2021. This graph displays the forward outlook and pick up since the last publication (17 September 2021) marked by the yellow dots. The next update will be on Friday 1 October.

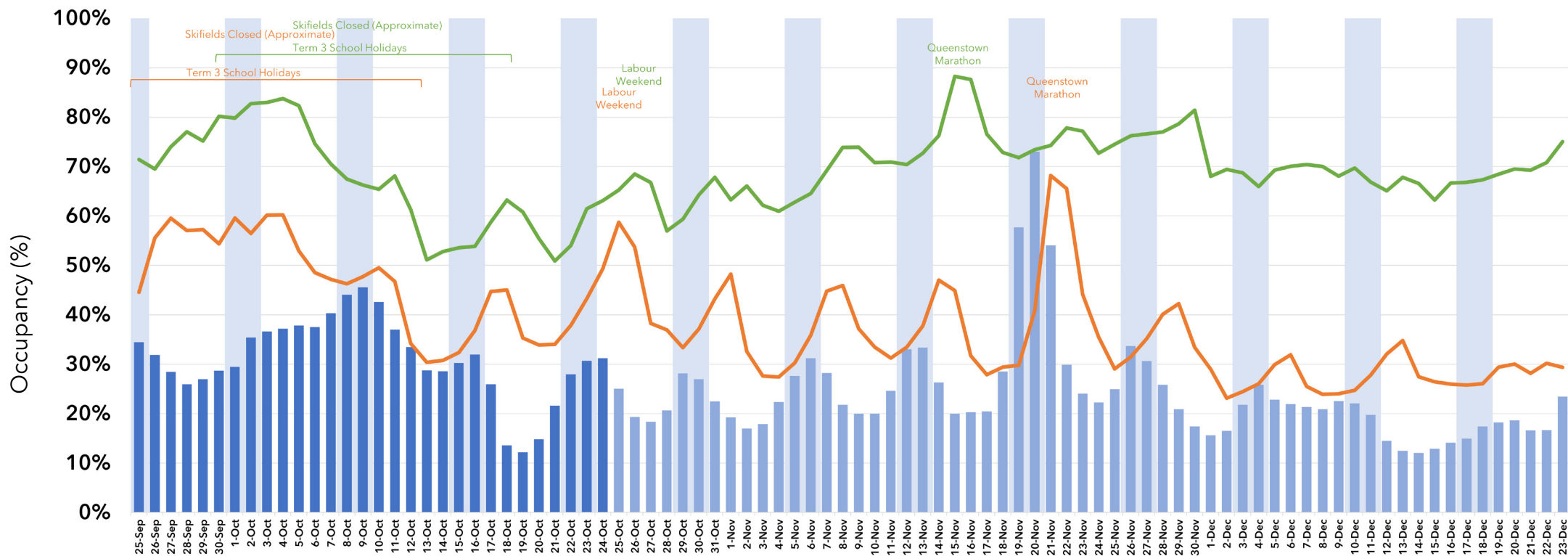
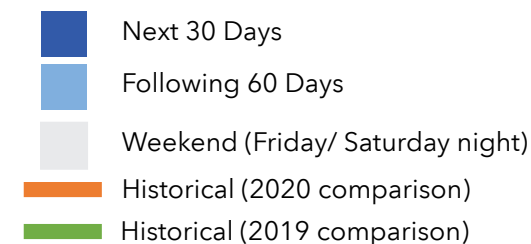
Outlook charts through COVID-19 Alert Levels:

DQ will continue to publish this resource through all COVID-19 Alert Levels for consistency and to assist our members as much as possible with forward planning. As the COVID situation can rapidly change, please note that we do not expect the immediate Short Term Demand to accurately reflect the evolving situation and Forward Outlook Occupancy will be overstated due to:

- **Commercial data:** There is a time lag for this information as STR data isn't collated until Tuesday UK time.
- **Non-commercial data:** There are various factors which are skewing data from AirDNA. These include people making their properties unbookable, or owners moving into their holiday properties during lockdown.
- **Last-minute cancellations:** Some holidaymakers are holding off on cancelling their bookings in case Alert Levels change before their travel date.

Disclaimer: This tool represents only a potential scenario for what occupancy could look like over the coming period, it is not an actual forecast. This tool has been created solely for the use of Destination Queenstown Members, and is not for publication or dissemination.

Short term visitation Forward Outlook vs Prior Years Final Recorded Occupancy



This edition published on Friday 24 September 2021 indicates the current demand for the 90 day period 25 September 2021 to 23 December 2021. This graph displays prior years recorded occupancy which is an average of STR and AirDNA final recorded occupancy compared to current 2021 Forward Outlook Occupancy. The green line indicates 2019 occupancy and orange line indicates 2020 occupancy. The next update will be on Friday 1 October.

Outlook charts through COVID-19 Alert Levels:

DQ will continue to publish this resource through all COVID-19 Alert Levels for consistency and to assist our members as much as possible with forward planning. As the COVID situation can rapidly change, please note that we do not expect the immediate Short Term Demand to accurately reflect the evolving situation and Forward Outlook Occupancy will be overstated due to:

- **Commercial data:** There is a time lag for this information as STR data isn't collated until Tuesday UK time.
- **Non-commercial data:** There are various factors which are skewing data from AirDNA. These include people making their properties unbookable, or owners moving into their holiday properties during lockdown.
- **Last-minute cancellations:** Some holidaymakers are holding off on cancelling their bookings in case Alert Levels change before their travel date.

Disclaimer: This tool represents only a potential scenario for what occupancy could look like over the coming period, it is not an actual forecast. This tool has been created solely for the use of Destination Queenstown Members, and is not for publication or dissemination.