



OKLAHOMA STATE

BASKETBALL

Communications Contact: Patrick Osborne | patrick.osborne10@okstate.edu | O: 405.744.7756 | C: 405-496-0533

2022-23 Season Details

Overall / Home / Road / Neutral: 16-13 / 11-4 / 4-7 / 1-2

Date: Monday, Feb. 27 (8 p.m.)

Opponent: No. 9 Baylor

Last Meeting: Baylor won, 74-58 (Waco)

Watch: ESPN (Bob Wischusen, Fran Fraschilla & Kris Budden)

Listen: Cowboy Radio Network

2022-23 Schedule

Date	Opponent	Time/Result	TV
11/3	Ouachita Baptist	W, 85-51	ESPN+
11/7	UTA	W, 77-66	ESPN+
11/10	Southern Ill.	L, 61-60	ESPN+
11/13	@ Oakland	W, 91-62	ESPN+
Bah Mar Hoops			
11/18	UCF	L, 60-56 (OT)	CBSSN
11/20	DePaul	W, 82-78	CBSSN
11/25	Tulsa	W, 82-56	ESPN+
11/27	PVA	W, 78-53	ESPN+
Big 12/Big East Battle			
12/1	#8 @ UConn	L, 74-64	FS1
12/6	Sam Houston	W, 65-51	ESPNU
Basketball Hall of Fame Invitational			
12/11	RV Virginia Tech	L, 70-65	ESPN2
12/17	@ Wichita State	W, 59-49	ESPNU
12/20	Texas A&M CC	W, 81-58	ESPN+
12/31	@ #4 Kansas	L, 69-67	CBS
1/2	RV WVU	W, 67-60	ESPNU
1/7	#6 Texas	L, 56-46	ESPNU
1/10	@ #11 Kansas State	L, 65-57	ESPNU
1/14	@ RV Baylor	L, 74-58	ESPN2
1/18	Oklahoma	W, 72-56	ESPNU
1/21	#12 Iowa State	W, 61-59	ESPNU
1/24	@ #10 Texas	L, 75-89	LHN
Big 12/SEC Challenge			
1/28	Ole Miss	W, 82-60	ESPN2
2/1	@ Oklahoma	W, 71-61	ESPN2
2/4	#15 TCU	W, 79-73	ESPN+
2/8	Texas Tech	W, 71-68	ESPN+
2/11	@ #11 Iowa State	W, 64-56	ESPN2
2/14	#5 Kansas	L, 87-76	ESPN
2/18	@ #22 TCU	L, 100-75	ESPN+
2/20	@ West Virginia	L, 85-67	ESPN2
2/25	#14 Kansas State	L, 73-68	ESPNU
2/27	#9 Baylor	8 PM CT	TBA
3/4	@ Texas Tech	5 PM CT	ESPN2
3/8	Big 12 Tournament	TBA	TBA

Possible Cowboy Starters



Guard

5 Caleb Asberry | 6-3 | 165 | R-Sr. | Pflugerville, Texas

Min.	PPG	RPG	APG	BPG	SPG	FG%	3FG%	FT%
25.9	8.7	3.3	1.7	0.2	0.7	40.6	34.7	86.6

• Texas State transfer... 11.9 PPG while starting last seven games



Guard

51 John-Michael Wright | 6-1 | 190 | Sr. | Fayetteville, N.C.

Min.	PPG	RPG	APG	BPG	SPG	FG%	3FG%	FT%
29.5	10.0	2.8	1.7	0.1	0.9	38.4	36.1	80.9

• High Point transfer... 14.2 points and 2.0 assists per game in last five



Guard

1 Bryce Thompson | 6-6 | 194 | Jr. | Tulsa, Okla.

Min.	PPG	RPG	APG	BPG	SPG	FG%	3FG%	FT%
29.8	11.8	2.8	2.4	0.1	0.7	39.2	36.8	57.8

• Scoring 12.9 PPG while shooting 40.3 percent from three in home games this season



Forward

22 Kalib Boone | 6-9 | 198 | Sr. | Tulsa, Okla.

Min.	PPG	RPG	APG	BPG	SPG	FG%	3FG%	FT%
23.0	12.0	5.1	1.2	1.2	0.6	61.4	14.3	75.7

• Averaging 14.0 PPG in month of February (8 games), career-high 27 vs. Kansas



Guard

4 Woody Newton | 6-9 | 195 | Jr. | District Heights, Md.

Min.	PPG	RPG	APG	BPG	SPG	FG%	3FG%	FT%
17.8	4.9	3.6	0.5	0.2	0.4	40.7	34.0	60.7

• Averaging 5.3 PPG while shooting 47.6 percent from three at home this season

Other Key Cowboys



Forward

33 Moussa Cisse | 7-1 | 216 | Jr. | Conakry, Guinea

Min.	PPG	RPG	APG	BPG	SPG	FG%	3FG%	FT%
21.6	6.5	7.9	0.5	2.0	0.4	56.1	--	41.7

• Has blocked a shot in all but two games played this year



Forward

23 Tyreek Smith | 6-9 | 217 | RS-Jr. | Baton Rouge, La.

Min.	PPG	RPG	APG	BPG	SPG	FG%	3FG%	FT%
14.3	4.7	3.2	0.3	1.0	0.3	62.0	20.0	65.5

• Shooting 66.7 percent from the field in home games this season



Guard

2 Chris Harris, Jr. | 6-2 | 223 | Sr. | Dallas Texas

Min.	PPG	RPG	APG	BPG	SPG	FG%	3FG%	FT%
13.8	2.5	1.2	1.1	0.1	0.6	28.0	25.0	78.6

• Averaging 14.8 minutes per game in Big 12 contests off the bench this year

COACH CAPSULE • ROSTERS

Mike Boynton



• In six seasons at the helm (this year being the sixth), Boynton has compiled an 103-86 record while leading the Cowboys to 23 wins over ranked opponents, including 11 victories over top-10 squads. Notably during the 2021-22 season, he led the Cowboys to the first win in program history over the top-ranked team in the country on the road with a 61-54 win in Waco against the Baylor Bears.

- The author of back-to-back top-25 recruiting classes, OSU's first trip to the Big 12 Championship finals since 2005 and its first NCAA Tournament victory since 2009.

HEAD COACHING RECORD

Year	Record	Big 12	Post
2022-23	16-13 (.552)	7-9 (.438)	
2021-22	15-15 (.500)	8-10 (.444)	-
2020-21	21-9 (.700)	11-7 (.611)	NCAA 32
2019-20	18-14 (.563)	7-11 (.389)	Canceled
2018-19	12-20 (.375)	5-13 (.278)	-
2017-18	21-15 (.583)	8-10 (.444)	NIT QF
Totals	103-86 (.545)	46-60 (.434)	

AS AN ASSISTANT COACH

Year	School	Role
2016-17	Oklahoma State	Asst. Coach
2013-16	Stephen F. Austin	Asst. Coach
2008-13	South Carolina	Asst. Coach
2007-08	Wofford	Assoc. HC
2005-07	Coastal Carolina	Asst. Coach
2004-05	Furman	Grad. Man.

THE COWBOYS UNDER BOYNTON

vs. Ranked Opponents	23-39
Big 12 Games	46-60
Home Games	64-32
Road Games	25-43
Neutral Games	14-11
Postseason Games	7-5
Leading at Half	82-24
Out-rebounding Opponent	69-26
Forcing 10+ Turnovers	99-69
Scoring 80+ Points	42-6

THE BOYNTON FILE

- Birthday: Jan. 17, 1982
- Hometown: Brooklyn, New York
- Alma Mater: South Carolina, 2003
- Degree: African American Studies
- Playing Career: South Carolina (2001-04)

2022-23 Rosters

NUMERICAL

No.	Name	Pos.	Ht.	Wt.	Class	Hometown
0	Avery Anderson III	G	6-3	158	Sr.	Justin, Texas
1	Bryce Thompson	G	6-6	194	Jr.	Tulsa, Okla.
2	Chris Harris Jr.	G	6-2	200	Sr.	Dallas, Texas
4	Woody Newton	G	6-9	195	Jr.	District Heights, Md.
5	Caleb Asberry	G	6-3	165	Sr.	Pflugerville, Texas
12	Naz Brown	G	6-0	181	Fr.	Fort Worth, Texas
13	Quion Williams	G	6-4	208	Fr.	Jonesboro, Ark.
15	Carson Sager	G	6-4	207	Jr.	Wichita Falls, Texas
21	Brooks Manzer	G	6-3	190	So.	Edmond, Okla.
22	Kalib Boone	F	6-9	198	Sr.	Tulsa, Okla.
23	Tyreek Smith	F	6-9	217	Jr.	Baton Rouge, La.
25	Bernard Kouma	F	6-10	240	Sr.	N'djamena, Chad
33	Moussa Cisse	F	7-1	216	Jr.	Conakry, Guinea
35	Weston Church	G	6-3	180	Jr.	Fairview, Okla.
51	John-Michael Wright	G	6-1	190	Sr.	Fayetteville, N.C.

ALPHABETICAL

No.	Name	Pos.	Ht.	Wt.	Class	Previous School
0	Avery Anderson III	G	6-3	158	Sr.	Northwest HS
5	Caleb Asberry	G	6-3	165	Sr.	Texas State
22	Kalib Boone	F	6-9	198	Sr.	Memorial HS
12	Naz Brown	G	6-0	281	Fr.	Coppell HS
35	Weston Church	G	6-3	180	Jr.	Fairview HS
33	Moussa Cisse	F	7-1	216	Jr.	Memphis
2	Chris Harris Jr.	G	6-2	223	Sr.	South Garland HS
25	Bernard Kouma	F	6-10	240	Sr.	South Plains College
21	Brooks Manzer	G	6-3	190	So.	Edmond Memorial HS
4	Woody Newton	G	6-9	195	Jr.	Syracuse
15	Carson Sager	G	6-4	207	Jr.	Rider HS
23	Tyreek Smith	F	6-9	217	Jr.	Texas Tech
1	Bryce Thompson	G	6-6	194	Jr.	Kansas
13	Quion Williams	G	6-4	208	Fr.	Jonesboro HS
51	John-Michael Wright	G	6-1	190	Sr.	High Point

COACHES

Name	Role	Season at OSU (alma mater)
Mike Boynton, Jr.	Head Coach	Sixth season (South Carolina, 2003)
Terrence Rencher	Assistant Coach	Second Season (Texas, 2007)
Larry Blunt	Assistant Coach	Second Season (James Madison, 2005)
David Cason	Assistant Coach	Second Season (Illinois State, 1996)
Keiton Page	Director of Player Development	11th season (Oklahoma State, 2012)
Scott Sutton	Director of Basketball Admin.	Sixth season (Oklahoma State, 1995)
Mark Mitchell	Strength & Conditioning Coach	Second Season (Eastern Michigan, 2010)
Kris Quintana	Video Coordinator	First Season (St. John's University, 2016)

PRONUNCIATIONS

No.	Name	Pronunciation
5	Caleb Asberry	As-berry
12	Naz Brown	Nah-z
13	Quion Williams	Key-on
22	Kalib Boone	Caleb
25	Bernard Kouma	COO-muh
33	Moussa Cisse	See-Say

GAME NOTES

Facing Baylor- Here's The Scout

- Oklahoma State men's basketball will host No. 9 Baylor on Monday as it looks to snap a four-game losing streak. Tip is set for 8 p.m. on ESPN with Bob Wischusen and Fran Fraschilla on the call with Kris Budden while Cowboy fans can listen to Dave Hunziker and John Holcomb on the Cowboy Radio Network or Varsity App.
- Baylor enters the contest with a 21-8 record, including a 10-6 mark in Big 12 play. The Bears have won five of their last seven, capping the stretch by beating No. 8 Texas, 81-72, in Waco on Saturday. The win marked their fifth this season against a ranked opponent and improved them to 13-3 in their last 16 games against AP top-10 opponents.
- Oklahoma State dropped its fourth-straight game against No. 14 Kansas State on Saturday. The Cowboys led most of the game, but the Wildcats rallied to get the win behind 22 points from Markquis Nowell. The four-game losing streak is OSU's longest of the season and comes on the heels of its longest win streak of the season (5).
- The Cowboys lead the all-time series 57-35, including a 27-12 advantage in games played in Stillwater. Baylor has had OSU's number recently, however, winning six of the last eight and 13 of the last 16 meetings. The Bears have also fared well in Gallagher-Iba Arena in recent years, winning seven-straight in Stillwater. Oklahoma State has played well against high-ranked Baylor teams, with its last two wins coming when the Bears were ranked No. 1 and No. 2 nationally.
- Baylor managed to beat No. 8 Texas without freshman-standout and leading scorer Keyonte George, who exited due to injury after just six minutes. The rest of the Bears made up for the loss, as five scored in double-figures led by 17 points from Jalen Bridges. Big man Flo Thamba posted his first double-double of the season with 12 points and 12 rebounds.

The New Sheriffs In Town

- John-Michael Wright, a High Point transfer, brings experience and poise to the Oklahoma State locker room. In the 2021-22 season, his junior year of eligibility, he played and started in all 32 games for High Point while averaging 34.9 minutes per contest. He shot .410 from the field and .363 from behind the arc as he averaged 18.4 points, 4.4 rebounds and 3.4 assists.
- He finished the year with the eighth-best assist-turnover ratio in the Big South, the ninth-best field goal percentage, had the second-most free throw attempts (third-most made), led the conference in scoring average and had the eighth-most assists.
- Alongside Wright from the transfer ranks is Caleb Asberry from Texas State. He started all 29 games during the 2021-22 season, the only Bobcat to do that, as he led the team in scoring with a career-high 13.6 points and also paced the team in minutes played (847), steals (37), three-pointers made (63).
- Asberry was notably a two-time All-Sun Belt (2021: Third Team, 2022: First Team) selection.
- The lone freshman of the group, Quion Williams, joins the Cowboys from Jonesboro. During his high school career, Williams helped lead his team to two state championships and a 30-3 record.

Late-Season Quick Hitters

- Woody Newton has started the last 12 games, marking the first 12 starts of his career, and has averaged 24.1 minutes with 6.2 points, 4.2 rebounds and 38.7 percent from three.
- In the absence of Avery Anderson III, Caleb Asberry has started the last seven games, averaging 11.9 points, 3.1 rebounds and 1.0 steals in 31.4 minutes per game.
- After the Wichita State result earlier this season in Wichita, Oklahoma State has now held at least one opponent to less than 50 points in a game in back-to-back seasons for the first time since 2016.
- There have been 17 seasons since the 2000-01 year that OSU had at least one game holding an opponent to less than 50 points while the program has done so in back-to-back seasons 13 times during the stretch.
- Only four Big 12 teams (TCU, Texas Tech, Kansas and Kansas St.) have scored more than 60 points in Stillwater this season.
- Only six teams (UT Arlington, Southern Illinois, TCU, Texas Tech, Kansas and Kansas) have scored more than 60 points in GIA this season through the first 15 home games of the season.
- A big part of those numbers? The Cowboys have held a 79-32 blocked shots advantage at home, with Cisse leading the way at 26. Boone has recorded 20, himself.
- For the first time in his career, Kalib Boone was named the Big 12 Player of the Week last week. Boone averaged 21.5 points and 5.0 rebounds as the surging Cowboys won three straight games and five of six.
- For his efforts against Iowa State and Oklahoma last month, Oklahoma State's Avery Anderson III was named the Big 12 Player of the Week. He averaged 16.0 points per game. The honor was the first of his career.
- The Cowboys have led the Big 12 in blocks most of the season, ranking 17th nationally at 5.0 per game. They also lead the conference in field goal percentage defense, ranking 24th in the nation, holding opponents to just 40.4 percent shooting from the field.

No. 9 Baylor At A Glance

Record: 21-8, 10-6 Big 12

Leading scorer: Keyonte George (16.3)

Leading rebounder: Jalen Bridges (3.4)

Leader in assists: Adam Flagler (4.9)

Streak coming into game: W1

Record in away games this year: 4-5

Head coach: Scott Drew

Big 12 Standings

School	Big 12	Overall
Kansas	12-4	24-5
Texas	11-5	22-7
Kansas State	10-6	22-7
Baylor	10-6	21-8
Iowa State	8-8	17-11
TCU	8-8	19-10
Oklahoma State	7-9	16-13
West Virginia	5-11	16-13
Texas Tech	5-11	16-13
Oklahoma	4-12	14-15

*as of 2/26

OSU Vs. The Averages

- **VA Tech - 74.7 points and 36.8 rebounds**

vs. OSU - 70 points and 37 rebounds

- **WSU - 64.8 points and 36.7 rebounds**

vs. OSU - 49 points and 27 rebounds

- **TACC - 78.9 points and 36.9 rebounds**

vs. OSU - 58 points and 29 rebounds

- **KU - 78.2 points and 37.9 rebounds**

vs. OSU - 69 points and 35 rebounds

- **WVU - 78.1 points and 34.6 rebounds**

vs. OSU - 60 points and 37 rebounds

- **Texas - 80.1 points and 35.5 rebounds**

vs. OSU - 56 points and 39 rebounds

- **KSU - 78.2 points and 35.7 rebounds**

vs. OSU - 65 points and 42 rebounds

- **BU - 80.6 points and 36.5 rebounds**

vs. OSU - 74 points and 41 rebounds

- **OU - 68.5 points and 31.8 rebounds**

vs. OSU - 56 points and 32 rebounds

- **ISU - 70.8 points and 33.7 rebounds**

vs. OSU - 59 points and 39 rebounds

- **Ole Miss - 67.5 points and 37.2 rebounds**

vs. OSU - 60 points and 29 rebounds

- **OU - 68.5 points and 32.2 rebounds**

vs. OSU - 61 points and 32 rebounds

- **TCU - 77.5 points and 36.9 rebounds**

vs. OSU - 73 points and 29 rebounds

- **TTU - 74.2 points and 34.9 rebounds**

vs. OSU - 68 points and 31 rebounds

- **ISU - 70.7 points and 33.6 rebounds**

vs. OSU - 56 points and 34 rebounds

Dating back to last season, OSU has held 26 of its past 29 opponents under their season scoring average

GAME NOTES

2022-23 Team NCAA Ranks

Category	NCAA Rank	Big 12 Rank	Stat
Assist/turnover Ratio	295	10	0.9
Assists Per Game	209	10	12.7
Bench Points Per Game	209	4	17.8
Blocks Per Game	17	1	5.0
Effective FG Percentage	219	10	50.2
Fastbreak Points	227	9	8.3
Field Goal Percentage	210	10	44.1
FG Percentage Defense	24	1	40.4
Fouls Per Game	224	6	17.4
FT Attempts Per Game	118	6	19.0
Free Throw Percentage	219	8	70.5
FT Made Per Game	136	7	13.4
Rebound Margin	118	4	2.4
Rebounds (Defensive) Per Game	114	2	25.6
Rebounds (Offensive) Per Game	155	5	10.3
Rebounds Per Game	115	2	36.0
Scoring Defense	78	2	66.5
Scoring Offense	225	8	69.5
Steals Per Game	239	9	5.9
3-point Attempts Per Game	170	2	21.6
3-point Percentage	296	9	31.8
3-point Percentage Defense	41	4	31.1
3-pointers Per Game	240	8	6.9
Turnover Margin	268	9	-1.0
Turnovers Forced Per Game	126	9	13.4
Turnovers Per Game	317	10	14.4
Winning Percentage	155	7	55.2

The Path to the Tournament

- Oklahoma State is currently listed in the "Last Four In" section and as an 11 seed in ESPN's bracketology. The Cowboys next opponent, Baylor, is ranked 9th in the AP Top 25 and is a projected three seed by ESPN. OSU's final regular-season foe, Texas Tech, is listed as "Next Four Out"
- The Cowboys are 46th in the N.E.T rankings while they rank 42nd in the KenPom. Their recent losses dropped them from the 29th spot in both the N.E.T and KenPom last week.
- If the season ended today, OSU would enter the Big 12 tournament as the seven-seed. Mike Boynton's teams have fared well in the conference tournament during his tenure, making a run to the title game while knocking off top-ranked Baylor on the way in their last appearance in 2021. Boynton's teams hold a 4-3 record in the Big 12 Tournament in his six seasons at OSU.
- Oklahoma State has made one NCAA Tournament appearance during Mike Boynton's six seasons in Stillwater. Not only did the team make the tournament in 2021, but it won its first-round game, marking OSU's first NCAA Tournament win since 2009. The Cowboys would fall in the Round of 32 to Oregon State.

Filling the Void

- Oklahoma State guard Avery Anderson III has missed the last seven games and is out indefinitely. In 22 games this season, Anderson III averaged 11.1 points, 3.4 assists and 1.5 steals per game. Anderson III was also one of two Cowboys (Kalib Boone) to be named Big 12 Player of the Week this season.
- Anderson III's absence has opened the door for Oklahoma State's other veteran guards to step up. John-Michael Wright has done just that, averaging 13.7 points per game while shooting 43.8 percent from the field and 39.1 percent from three in those seven games.
- Bryce Thompson has also taken on a portion of the scoring load, averaging 13.9 points, 2.7 assists and 1.1 steals while playing 33.4 minutes per game in his last seven.
- Caleb Asberry has entered the Cowboys lineup during this recent stretch, starting all seven games in Anderson III's absence. Asberry is scoring 11.9 points per game while shooting 45.7 percent from the field in 31.4 minutes per game during this stretch.

1,000-Point Club

- Avery Anderson III joined Oklahoma State's 1,000-career point club against Oklahoma earlier this month in Gallagher-Iba Arena. While teammates Caleb Asberry and John-Michael Wright won't count toward the OSU records, as they transferred in at the start of the season, they are both part of the larger club that spans the nation.
- Around the league, Kansas State, Iowa State and Texas all have four on their current roster while Oklahoma State and Texas Tech have three. Oklahoma, Baylor, Kansas, West Virginia and TCU have two.
- For Wright, he currently has the 43rd-most career points in Division I basketball and is fourth among current Big 12 players.
- Against West Virginia, Wright reached 1,000 points, 500 rebounds and 300 assists for his career.

The 100 Games Played Club Gained Two More

- Oklahoma State's Avery Anderson III and Kalib Boone both played in their 100th game in a Cowboy uniform against Kansas in the Big 12 opener for the Cowboys. In doing so, they became the first two players on the current roster to play 100 college basketball games. John-Michael Wright, who transferred in, played his 100th basketball game against West Virginia.
- Other notable members of the club include Darwyn Alexander, Joe Adkins, James Anderson, Markel Brown, Terry Collins, JamesOn Curry, Byron Eaton, Marcus Dove, Phil Forte, Isaac Likekele, Desmond Mason, Ivan McFarlin, Marshall Moses, Keiton Page and more.
- Anderson III's first game came on Nov. 6, 2019, in an 80-75 win against Oral Roberts in Gallagher-Iba Arena. He played 13 minutes with five points, two steals and an assist.
- Kalib Boone's first game was the same night. He played 10 minutes, bringing in four rebounds and recorded two blocks.

The Winning Formula This Year

- In its 16 wins this season, Oklahoma State has four players (Avery Anderson III, Bryce Thompson, Kalib Boone and John-Michael Wright) averaging at least 10 points per game.
- The Cowboys have shot 35.2 percent from behind the arc in their victories while allowing their opponents an average of just 60.4 points per game.
- For comparison, in the nine losses just two players, Boone and Thompson, have averaged at least 10 points or more while OSU has shot 27.8 percent from three. Opponents have still shot only 43.9 percent from the field in Cowboy losses.
- Sharing the ball, alongside sharing the scoring, has been key as well. OSU has averaged 13.8 assists per game in wins while averaging 11.3 in losses.
- Oklahoma State has fared well when shooting a better field goal percentage than its opponent. The Cowboys are 15-3 this season when shooting a better percentage than their opponent, while they are 1-10 when shooting the same or a worse percentage.
- The Cowboys also find success when they rebound well. OSU is 13-5 when it out-rebounds its opponent, as opposed to 3-8 when it doesn't.

GAME NOTES

The Upcoming Schedule

- Oklahoma State is positioning itself for the postseason with only two games left in its regular-season schedule. First, the Cowboys will host No. 9 Baylor on Monday before traveling to Lubbock to take on Texas Tech in their season-finale on Saturday.
- Before losing its last four, Oklahoma State had won five-straight games, its longest streak of the season. The streak began with a dominant win over Ole Miss in the Big 12/SEC Challenge before the Cowboys completed a sweep of Oklahoma in Norman. They then returned home to knock off then No. 15 TCU and beat Texas Tech. The fifth win in a row took place in Ames, where the Cowboys completed a season sweep of Iowa State for the second time in the last three seasons.
- The Cowboys have dropped the last four games, but will need to rebound quickly as No. 9 Baylor is coming to town on Monday. OSU is 3-8 against ranked opponents this season, with two of those wins coming in Stillwater.
- Mike Boynton's teams have a history of peaking this time of year, as they are 17-15 in the last four seasons in the month of February, including a 4-4 mark so far this year. Boynton's teams are also 16-7 in March in his six seasons as head coach at Oklahoma State, including a 4-3 record in the Big 12 Tournament.

An Oklahoma State Win Would...

- Improve the Cowboys to 57-35 in the Baylor series dating back to 1918.
- Improve the Cowboys to 28-12 against the Bears at home.
- Improve the Cowboys to 8-5 in games directly following a loss this season.
- Improve the Cowboys to 5-4 in February.
- Improve the Cowboys to 12-4 at home this season.
- Give it three wins in its last five games against the Bears.
- Snap a four-game losing streak.
- Snap a seven-game home losing streak against Baylor
- Be its fourth win against a ranked opponent this season.
- Be Mike Boynton's 24th career win against a ranked opponent.
- Be Mike Boynton's 104th career win, putting him three shy of Paul Hansen for fourth-most in school history.
- Be the Cowboys' eighth conference win this season, matching their total from last season.

Streaks and Trends

- OSU has made at least one three-pointer in 756 consecutive games dating back to Jan. 13, 2001.
- The Cowboys have posted 10 or more assists in 35 of their past 41 games dating back to last season.
- Dating back to last season, OSU has held 28 of its past 33 opponents under their season scoring average.
- Oklahoma State has reached double-digit second chance points in 10 of 16 conference games this season, with a high of 16 against Kansas State and Baylor.
- As a team, the Cowboys have reached at least three blocks in 27 of 29 games this season. OSU leads the Big 12 with 5.0 blocked shots per game, which ranks 17th in the country.
- OSU has held 20 of its 29 opponents to 35 percent shooting or less from the three-point line while 15 of 29 have shot less than 30 percent. The Cowboys rank 41st in the country in three-point defense, holding opponents to 31.1 percent.
- The Cowboys have made 10 or more free throws in 21 of 29 games this season after doing so in 18 of their 30 games last season.
- OSU has forced 10 or more turnovers in 19 of its last 20 Big 12 games.
- Oklahoma State has recorded at least five steals in 24 of its 29 games this season.
- Kalib Boone has scored 13 or more points in 10 of his last 15 games and has scored 18 or more in six of the last 10.
- John-Michael Wright has scored at least 12 points in five of his last seven games. During this stretch, he is averaging 2.6 made threes per game on 39.1 percent shooting from beyond the arc.
- Boone has posted 148 points while shooting 58-81 from the field in his last 10 games.
- OSU has recorded five or more blocks in six of its 11 road games this season.
- Bryce Thompson continues to shoot the three at a high clip in conference play, making 38.7 percent of his attempts while averaging 1.8 makes per game.
- The Cowboys have shot better than 40 percent from the field in 11 of their last 12 games.
- Oklahoma State is 15-3 when they shoot the same percentage or better than their opponent from the field this season. They are 1-10 when their opponent has a higher field goal percentage.
- OSU has made at least 14 free throws in six-straight games.
- The Cowboys are 13-5 this season when out-rebounding their opponent. When getting out-rebounded, they are 3-8.

THE COWBOYS IN GALLAGHER-IBA ARENA

	W	L	Win %
Overall	849	254	76.9%
Non-Conference	452	55	89.2%
Non-Con Since 1989	237	15	94.0%
Conference	395	198	66.6%
Big 12	155	70	68.8%

Noting The Program

Five Oklahoma State representatives have earned the highest honor in basketball - enshrinement in the Naismith Memorial Basketball Hall of Fame in Springfield, Massachusetts. From Bob Kurland, who went into the Hall in 1961, to Eddie Sutton's selection in 2020, Cowboy basketball has made its presence felt in the world of basketball. Among its peer schools in the Big 12, only Kansas has more Naismith Hall of Famers than Oklahoma State.

Four members of the Cowboy family have also earned a place in the National Collegiate Basketball Hall of Fame in Kansas City, Missouri. The Hall opened in 2006, and Mr. Henry Iba, Don Haskins and Bob Kurland were all enshrined in the inaugural class. Eddie Sutton earned his spot in the Hall in 2011.

NAISMITH HALL OF FAMERS

Bob Kurland	Enshrined in 1961
Mr. Henry Iba	Enshrined in 1969
Don Haskins	Enshrined in 1997
Bill Self	Enshrined in 2017
Eddie Sutton	Enshrined in 2020

COLLEGE BASKETBALL HALL OF FAMERS

Don Haskins	Inducted in 2006
Mr. Henry Iba	Inducted in 2006
Bob Kurland	Inducted in 2006
Eddie Sutton	Inducted in 2011

OSU was the first Division I men's basketball program to win back-to-back national titles. Then known as the Aggies, Oklahoma A&M produced the best record in school history, going 31-2. A&M became the first school in NCAA history to win back-to-back national basketball titles in front of 18,479 fans inside Madison Square Garden.

The Aggies defeated long-time rival Kansas 49-38 for the district title and defeated Baylor 44-29 in the semifinals of the Western Regionals in Kansas City. A 52-35 victory over California in the regional finals sent A&M to New York for the second-consecutive year, this time against North Carolina.

The Aggie defense was dominant, limiting the Tar Heels to just 17 points at halftime and holding on for a 43-40 victory.

Kurland led the nation in scoring, averaging 19.5 ppg. A&M held its opponents to just 32.1 points per contest, leading the nation in scoring defense.

Alongside Kurland, Parks and Williams were later silver medalists at the FIBA World Championships. A.L. Bennett, a sophomore at the time, was named an All-American two years later.

STARTERS / SPECIALTY STATS / MISCELLANEOUS

2022-23 STARTING LINEUPS

Opponent	Starter	Starter	Starter	Starter	Starter
UTA	Cisse	Boone	Thompson	Anderson	Wright
SIU	Cisse	Boone	Thompson	Anderson	Wright
Oakland	Cisse	Boone	Thompson	Anderson	Wright
UCF	Cisse	Boone	Thompson	Anderson	Wright
DePaul	Cisse	Boone	Thompson	Anderson	Wright
Tulsa	Cisse	Boone	Thompson	Anderson	Wright
PVAMU	Cisse	Boone	Thompson	Anderson	Wright
UConn	Cisse	Boone	Thompson	Anderson	Wright
Sam Houston	Cisse	Boone	Thompson	Anderson	Wright
Va Tech	Cisse	Boone	Thompson	Anderson	Wright
Wichita State	Cisse	Boone	Thompson	Anderson	Wright
Texas A&M CC	Cisse	Boone	Thompson	Anderson	Wright
Kansas	Cisse	Boone	Thompson	Anderson	Wright
WVU	Cisse	Boone	Thompson	Anderson	Wright
Texas	Smith	Boone	Thompson	Anderson	Wright
K-State	Smith	Boone	Thompson	Anderson	Wright
Baylor	Smith	Boone	Thompson	Anderson	Wright
Oklahoma	Newton	Boone	Thompson	Anderson	Wright
Iowa State	Newton	Boone	Thompson	Anderson	Wright
Texas	Newton	Boone	Thompson	Anderson	Wright
Ole Miss	Newton	Boone	Thompson	Anderson	Wright
Oklahoma	Newton	Boone	Thompson	Anderson	Wright
TCU	Newton	Boone	Thompson	Asberry	Wright
Texas Tech	Newton	Boone	Thompson	Asberry	Wright
Iowa State	Newton	Boone	Thompson	Asberry	Wright
Kansas	Newton	Boone	Thompson	Asberry	Wright
TCU	Newton	Boone	Thompson	Asberry	Wright
WVU	Newton	Boone	Thompson	Asberry	Wright
K-State	Newton	Boone	Thompson	Asberry	Wright

2022-23 SPECIALTY STATS

Opponent	OKLAHOMA STATE					OPPONENTS				
	Paint	Off/TO	2nd	Brk	Bench	Paint	Off/TO	2nd	Brk	Bench
UTA	28	17	9	11	18	32	17	10	13	43
SIU	28	15	7	15	15	24	8	5	6	16
Oakland	42	19	5	19	33	32	7	6	8	18
UCF	26	20	15	4	26	12	18	8	0	26
DePaul	42	16	12	2	23	26	17	11	4	12
Tulsa	44	18	17	14	29	30	13	16	10	29
PVAMU	42	20	18	7	24	16	12	0	8	17
UConn	32	8	17	2	20	26	27	17	9	11
Sam Houston	24	16	18	13	18	20	14	12	10	17
Va Tech	28	14	11	8	16	24	19	10	7	12
Wichita State	16	11	1	2	7	30	11	6	8	18
Texas A&M CC	32	9	6	9	33	18	10	5	8	33
Kansas	18	22	15	6	17	24	7	19	1	14
WVU	34	12	12	8	12	14	13	8	8	11
Texas	14	8	12	3	13	16	11	16	3	18
K-State	30	10	16	9	24	20	19	0	11	17
Baylor	24	8	16	9	26	26	8	11	9	15
Oklahoma	34	14	11	8	7	34	6	0	8	11
Iowa State	14	12	2	9	12	38	17	11	8	14
Texas	30	11	4	9	19	22	20	16	2	29
Ole Miss	36	13	12	7	18	30	13	9	13	22
Oklahoma	44	10	13	2	23	22	14	2	5	24
TCU	42	17	9	14	11	30	23	10	17	19
Texas Tech	36	13	12	15	19	30	14	8	12	11
Iowa State	16	10	4	2	9	24	15	8	7	17
Kansas	30	12	14	5	5	40	16	10	20	12
TCU	20	14	12	17	22	50	21	15	23	39
WVU	30	4	11	7	23	38	28	21	6	15
K-State	32	19	4	4	8	30	10	7	10	11

Week-By-Week In The Rankings

Week	Preseason	11/14	11/21	11/28	12/8	12/12	12/19	12/26	1/5
AP Poll	NA	NA	NA	NA	NA	NA	NA	NA	NA
Coaches	NA	NA	NA	NA	NA	NA	NA	NA	NA
N.E.T.	NA	NA	NA	NA	52	54	46	46	35
KenPom	34	33	40	34	34	34	34	30	26

Week	1/9	1/16	1/23	1/30	2/6	2/13	2/20	TBA	Final
AP Poll	NA	NA	NA	NA	NA	RV	RV		
Coaches	NA	NA	NA	NA	NA	RV	RV		
N.E.T.	40	56	42	43	35	29	42		
KenPom	28	38	34	33	29	29	39		

OSU's Largest ...

Overall win... 29 (11/13 at Oakland)
 Overall loss... 25 (2/18 at TCU)
 Overall lead... 36 (11/13 at Oakland)
 Overall deficit... 28 (1/14 at Baylor)
 Overall deficit overcome... 16 (1/21 vs. No. 12 Iowa State)
 Overall Lead conceded... 17 (11/18 vs. UCF)
 Largest scoring run... 17-0 (11/25 vs. Tulsa)
 Largest scoring run allowed... 16-0 (2/20 at West Virginia)
 Halftime lead... 24 (12/20 vs. Texas A&M CC)
 Halftime lead conceded... 15 (12/31 at No. 4 Kansas)
 Halftime deficit... 20 (2/18 at TCU)
 Halftime deficit overcome... 10 (1/21 vs. No. 12 Iowa State)

Misc. Statistics

Double-Doubles		Record By Uniform	
Cisse	5	Orange	2-4
Boone	1	White/Cowboys	7-1
		White/Cursive	3-3
Dunks		Blue	1-1
Boone	45	Black	1-3
Cisse	36	Gray	1-1
Smith	15		
Asberry	5		
Newton	2		
Anderson	1		
Wright	1		
Williams	1		
Total	106		

Boynton by Opponent

Arkansas	1-1	Pepperdine	1-0
Austin Peay	1-0	Prairie View A&M	2-0
Baylor	3-9	Pittsburgh	1-0
Central Arkansas	1-0	Sam Houston	1-0
Cleveland State	1-0	South Carolina	1-0
Charlotte	1-1	Southern Illinois	0-1
Charleston	3-0	Southeastern La.	1-0
DePaul	1-0	Stanford	1-0
Georgetown	0-1	Syracuse	1-0
Houston	1-2	TCU	4-9
Houston Baptist	1-0	Texas	5-8
Iowa State	9-4	Texas A&M	1-1
Kansas	3-10	TAMU-Corpus Christi	2-0
Kansas City	1-0	UT Arlington	3-0
Kansas State	5-7	UCF	0-1
Florida	0-1	UConn	0-1
Florida Gulf Coast	1-0	UTSA	1-0
Florida State	1-0	Texas Southern	1-0
Liberty	1-0	Texas Tech	6-5
LSU	1-0	Tulsa	1-0
Marquette	1-0	UMass-Lowell	1-0
Memphis	1-0	UTRGV	1-0
Minnesota	0-2	Tulsa	1-1
Mississippi	1-0	Villanova	0-1
Mississippi Valley St.	1-0	Virginia Tech	0-1
NC State	1-0	Western Kentucky	0-1
Nebraska	0-1	West Virginia	7-6
Oakland	2-1	Western Michigan	1-0
Oklahoma	8-5	Wichita State	2-3
Ole Miss	1-0	Xavier	0-1
Oral Roberts	4-0	Yale	1-0
Oregon State	0-1		

RECORDS WATCH / OSU'S RECORD WHEN ...

Records Watch

Points In A Career

35.	1,129	8.8	Chianti Roberts (1993-97)
36.	1,112	15.9	Richard Dumas (1987-90)
37.	1,111	16.3	John Lucas (2003-05)
38.	1,064	16.6	Marcus Smart (2012-14)
39.	1,061	9.7	Avery Anderson III (2020-Present)
40.	1,032	9.1	Royce Jeffries (1986-90)
41.	1,022	15.3	Tony Allen (2002-04)
42.	1,021	13.3	K.C. Kincaide (1972-75)
43.	1,020	8.4	Marshall Moses (2007-11)
44.	1,019	15.0	Joey Graham (2003-05)
45.	1,015	8.9	Isaac Likekele (2018-22)
--			
	1,788	15.5	John-Michael Wright (2022-Present) ***
	1,156	10.5	Caleb Asberry (2022-Present) ***

Assists In A Career

20.	287	4.5	Marcus Smart (2012-14)
21.	265	2.0	Keiton Page (2008-12)
22.	264	5.0	Eddie Hannon (1980-82)
23.	239	2.4	Randy Rutherford (1992-95)
	239	2.2	Avery Anderson (2019-present)
24.	229	1.9	Obi Muonelo (2006-10)
25.	222	3.8	Maurice Baker (2000-02)

Offensive Rebounds In A Career

9.	244	2.0	Marshall Moses (2007-11)
10.	214	1.7	Chianti Roberts (1993-97)
11.	200	1.6	Adrian Peterson (1995-99)
12.	196	1.9	James Anderson (2007-10)
13.	186	1.6	Kalib Boone (2019-Present)
14.	185	1.6	Royce Jeffries (1986-90)
15.	170	1.6	Michael Cobbins (2011-15)
	170	1.8	Brian Montonati (1997-2000)
17.	168	2.5	Mario Boggan (2005-07)
	168	3.0	Brett Robisch (1996-98)

Blocks In A Career

5.	167	1.7	Leroy Combs (1979-83)
6.	164	1.6	Michael Cobbins (2011-15)
7.	156	1.2	Ivan McFarlin (2001-05)
8.	145	2.3	Yor Anei (2018-20)
9.	140	1.2	Kalib Boone (2019-Present)
10.	113	0.8	Markel Brown (2010-14)
11.	111	0.8	Mitchell Solomon (2014-18)
12.	104	1.9	Moussa Cisse (2021-Present)
13.	101	1.0	Marcus Dove (2004-08)
14.	92	0.7	Desmond Mason (1996-2000)
15.	91	1.0	Johnny Pittman (1988-91)

Steals In A Career

5.	169	2.7	Brooks Thompson (1992-94)
6.	167	1.3	Darwyn Alexander (1988-92)
7.	164	1.2	Phil Forte (2012-17)
8.	160	1.4	Isaac Likekele (2018-22)
9.	159	1.3	Byron Houston (1988-92)
10.	158	1.7	Victor Williams (2000-03)
	158	1.2	Desmond Mason (1996-00)
12.	156	1.4	Avery Anderson III (2019-Present)
13.	155	1.4	Matt Clark (1978-83)
14.	154	1.2	Joe Adkins (1996-00)
15.	151	1.2	Chianti Roberts (1993-97)
16.	144	1.1	Keiton Page (2008-12)

Field Goal Percentage In A Career

1.	60.3	Kalib Boone (2019-Present)	363-602
	58.5	Bryant Reeves (1991-95)	874-1495
3.	58.4	Ivan McFarlin (2001-05)	608-1041
4.	56.8	Royce Jeffries (1986-90)	406-715
5.	56.5	Alex Webber (1996-2000)	203-359

Big 12 Blocks In A Career

1.	2.0	72	Yor Anei (2019-20)
2.	1.9	48	Moussa Cisse (2021-Present)
	1.9	119	Andre Williams (2000-03)
4.	1.7	91	Michael Cobbins (2012-15)
5.	1.2	76	Ivan McFarlin (2002-05)
6.	1.1	53	Marcus Dove (2005-08)
	1.1	73	Kalib Boone (2020-Present)
7.	1.0	33	Philip Jurick (2012-13)
	1.0	32	Tony Allen (2003-04)
10.	0.9	63	Mitchell Solomon (2014-18)
	0.9	64	Markel Brown (2011-14)
12.	0.8	30	Kamari Murphy (2013-14)

Big 12 Steals In A Career

1.	3.0	99	Marcus Smart (2013-14)
2.	2.0	64	Tony Allen (2003-04)
3.	1.9	35	Anthony Hickey (2015)
4.	1.7	107	Byron Eaton (2006-09)
5.	1.7	81	Victor Williams (2001-03)
6.	1.5	54	Rondel Walker (2020-22)
7.	1.4	87	Joe Adkins (1997-2000)
	1.4	39	Jawun Evans (2015-2017)
8.	1.3	78	Avery Anderson III (2019-Present)

Blocks In A Season

12.	54	2.0	Moussa Cisse (So.), 2021-22
	54	1.5	Ivan McFarlin (Jr.), 2003-04
14.	53	1.8	Michael Cobbins (Sr.), 2014-15
15.	50	1.5	Byron Houston (Sr.), 1991-92
	50	2.0	Moussa Cisse (Jr.) 2022-23
16.	49	1.6	Kalib Boone (So.), 2020-21
	49	1.5	Michael Cobbins (Fr.), 2011-12
	49	1.8	Alan Bannister (So.), 1985-86
20.	48	1.8	Joe Atkinson (Fr.), 1981-82

Blocks In A Season (Team)

1.	6.3	189	1988-89
2.	5.4	163	2021-22
3.	5.3	171	2002-03
	5.3	143	1981-82
5.	5.0	145	2022-23
6.	4.7	147	1989-90
	4.7	160	2013-14
	4.7	155	2012-13
9.	4.5	126	1985-86

3-Point Field Goals Made In A Season (Team)

12.	226	7.1	2014-15
13.	221	6.3	2006-07
14.	216	6.4	199-00
15.	211	6.4	2011-12
16.	205	6.4	2015-16
17.	199	6.9	2022-23
18.	190	6.3	2020-21
19.	189	5.9	2019-20

Wins As Oklahoma State Head Coach

1.	Henry P. Iba (1934-70)	653 (970 games)
2.	Eddie Sutton (1990-2006)	368 (519 games)
3.	Travis Ford (2008-16)	155 (266 games)
4.	Paul Hansen (1979-86)	107 (196 games)
5.	Mike Boynton (2017-Present)	103 (185 games)

OSU's Record When

	2022-23	Boynton Era
Overall	16-13	103-86
Big 12 Conference games only	7-9	46-60
Non-Conference games only	9-4	57-26
Home games	11-4	64-32
Away games	4-7	25-43
Neutral games	1-2	14-11
vs. AP Top 25	3-8	23-39
vs. KenPom Top 50	6-11	39-70
vs. KenPom 51-100	4-3	19-14
Leading at halftime	13-5	82-24
Tied / Trailing at halftime	3-8	21-62
Shooting 50 percent or better	6-1	29-4
Shooting less than 50 percent	10-12	74-81
Shooting same/better than opponent	15-3	88-23
Shooting worse than opponent	1-10	15-62
Opp. shoots 50 pct. or better	0-3	4-24
Opp. shoots less than 50 pct.	15-11	54-53
Opp. shoots less than 40 pct.	13-6	71-20
Out-rebounding opponent	13-5	69-26
Opp. has more/same # of rebounds	3-8	34-60
Committing fewer TOs than opponent	8-4	55-38
Committing more or same # of TOs	8-9	48-48
Forced less than 10 turnovers	1-3	5-18
Forced 10-14 turnovers	9-4	48-33
Forced 15-19 turnovers	6-5	40-28
Forced 20-plus turnovers	0-1	11-7
Making more FTs than opponent	9-6	69-22
Making fewer or same # of FTs	7-7	34-64
Scoring 80-89 points	4-0	34-8
Scoring 90-99 points	1-0	6-0
Scoring 100-plus points	0-0	2-0
Opponent scores less than 50 points	1-0	7-0
Opponent scores less than 60 points	8-1	13-5
Opponent scores less than 70 points	14-5	53-19
Opponent scores less than 80 points	16-9	49-44
Opponent scores 80-plus points	0-3	6-25
Opponent scores 90-plus points	0-0	2-3
Opponent scores 100-plus points	0-1	0-2
Final Margin: 1-3 points	2-2	16-16
4-6 points	2-3	20-15
7-10 points	4-3	22-17
11-15 points	2-2	15 -20
16-19 points	1-2	11-8
20-plus points	5-1	19-10
National television		
CBS	0-1	3-5
CBS Sports	1-1	1-1
ABC	--	2-1
ESPN	0-1	10-9
ESPN2	3-3	16-27
ESPNU	4-3	21-20
ESPNNews	--	2-3
FloHoops	--	1-0
Longhorn Network	0-1	0-3
Fox Sports 1 / 2	--	2-0
FSN / FCS	0-1	12-3
Big Ten Network	--	0-2
TNT/TBS	--	1-1
ESPN+ / ESPN3	8-2	27-10
Miscellaneous		
Oklahoma State's all-time record		1,729-1,229
Consecutive Games With 3-Pointer		756

PLAYER SPOTLIGHT

0 AVERY ANDERSON III**Guard • 6-3 • 158 • Senior • Justin, Texas • Northwest HS**

- Asserted himself as a true scoring threat as he led the Cowboys in three-point percentage and points.
- In 30 games, earned 30 starts and averaged 28.6 minutes per game with 12.1 points. Averaged 3.1 rebounds with 2.3 assists and 1.8 steals.
- Opened his junior campaign with 13 points against UT-Arlington on Nov. 9 in OSU's win.
- In a tough home stretch against Wichita State, Xavier and Cleveland State, recorded double-digit scoring three-straight games as he scored 17 against Wichita State, 26 against Xavier then followed it up with 29 in the win over Cleveland State.
- Recorded a season-best seven rebounds at West Virginia on Jan. 11.
- Scored a career-high 34 points on Jan. 26 at home against Iowa State. It was one of just 11 30-point games that season from Big 12 athletes and was the second most scored. Only Ochai Agbaji (37 points against Texas Tech) scored more in a game on the season in the Big 12.
- Had a season-best streak of seven games starting at TCU on Feb. 8 in which he finished with double-digit scoring. Streak included games against Kansas State, Baylor, at Oklahoma and at Iowa State.
- In total, had 15 double-digit scoring games in OSU's 30 contests.
- Was a threat defensively, most notably in the win over Iowa State on March 2. Recorded a season-best five steals to help OSU hold Iowa State to just 36 points. On the season, he finished with fourth-best steals per game average in the conference (1.77).
- Averaged the 14th-most points per game in the Big 12.
- Speaking of Big 12 standings, also had the sixth-best free throw percentage (.761).
- In conference only games, had the 17th-best scoring average (11.94) 11th-best assists per contest average (2.61), ninth-best free throw percentage (.773) and the fourth-best steals per game average (1.67).

2022-23 GAME-BY-GAME STATS**#0 ANDERSON, III, Avery**

Opponent	Date	GS	MIN	Total		3-Pointers		Free throws		Rebounds			PF	A	TO	BLK	STL	PTS	AVG		
				FG-FGA	PCT	3FG-3FGA	PCT	FT-FTA	PCT	OFF	DEF	TOT								AVG	
UT Arlington	11/07/2022	*	25:21	2-9	.222	0-4	.000	3-3	1.000	0	7	7	7.0	5	1	1	1	2	7	7.0	
Southern Ill.	11/10/2022	*	30:56	7-15	.467	0-1	.000	0-0	.000	0	3	3	5.0	2	3	3	0	5	14	10.5	
at Oakland	11/13/2022	*	32:53	7-10	.700	1-1	1.000	3-3	1.000	0	2	2	4.0	2	7	3	1	1	18	13.0	
vs UCF	11/18/2022	*	38:15	1-7	.143	0-4	.000	10-12	.833	0	6	6	4.5	2	5	4	1	2	12	12.8	
vs DePaul	11/20/2022	*	30:11	4-9	.444	1-3	.333	7-9	.778	1	1	2	4.0	4	1	4	0	2	16	13.4	
Tulsa	11/25/2022	*	21:09	2-7	.286	0-2	.000	2-2	1.000	0	5	5	4.2	4	3	4	0	2	6	12.2	
Prairie View	11/27/2022	*	27:45	4-8	.500	1-4	.250	7-8	.875	2	2	4	4.1	1	3	1	0	1	16	12.7	
at UConn	12/01/2022	*	31:05	5-13	.385	0-1	.000	4-4	1.000	2	3	5	4.3	4	0	3	0	2	14	12.9	
Sam Houston	12/06/2022	*	29:11	3-8	.375	1-3	.333	3-3	1.000	1	2	3	4.1	2	4	2	0	1	10	12.6	
vs Virginia Tech	12/11/2022	*	28:24	5-9	.556	3-5	.600	2-2	1.000	0	2	2	3.9	2	4	5	1	3	15	12.8	
vs Wichita St.	12/17/2022	*	27:37	1-5	.200	0-4	.000	6-6	1.000	0	5	5	4.0	3	0	2	0	4	8	12.4	
A&M-Corpus Christi	12/20/2022	*	30:38	3-7	.429	2-6	.333	2-2	1.000	0	5	5	4.1	2	9	5	1	2	10	12.2	
at Kansas	12/31/2022	*	31:47	1-5	.200	0-3	.000	0-0	.000	0	4	4	4.1	0	2	3	0	2	2	11.4	
West Virginia	01/02/2023	*	21:23	6-10	.600	0-2	.000	1-1	1.000	0	5	5	4.1	5	2	5	0	0	13	11.5	
Texas	01/07/2023	*	24:22	2-9	.222	0-3	.000	1-4	.250	1	1	2	4.0	2	1	1	0	0	5	11.1	
at Kansas St.	01/10/2023	*	12:07	0-3	.000	0-2	.000	0-0	.000	0	2	2	3.9	1	3	2	0	0	0	10.4	
at Baylor	01/14/2023	*	30:34	5-12	.417	0-3	.000	1-3	.333	0	2	2	3.8	1	3	1	0	0	11	10.4	
Oklahoma	01/18/2023	*	28:54	4-15	.267	0-3	.000	6-9	.667	0	3	3	3.7	3	5	0	0	1	14	10.6	
Iowa St.	01/21/2023	*	36:15	5-9	.556	2-3	.667	6-9	.667	0	3	3	3.7	2	5	8	3	0	18	11.0	
at Texas	01/24/2023	*	24:25	3-7	.429	0-1	.000	0-0	.000	0	3	3	3.7	5	9	1	0	0	6	10.8	
Ole Miss	01/28/2023	*	22:09	3-5	.600	0-1	.000	11-11	1.000	1	2	3	3.6	2	2	6	0	1	17	11.0	
at Oklahoma	02/01/2023	*	28:56	4-11	.364	0-2	.000	4-5	.800	0	1	1	3.5	1	3	2	0	1	12	11.1	
Totals			22	614:18	.77-193	.399	11-61	.180	79-96	.823	8	69	77	3.5	55	75	66	8	32	244	11.1

Player Averages

Games Played	Minutes/game	Points/game	FG Pct	3FG Pct	FT Pct	Rebounds/game	Assists/game	Turnovers/game	Assist/Turnover ratio	Steals/game	Blocks/game
22	27.9	11.1	39.9	18.0	82.3	3.5	3.4	3.0	1.1	1.5	0.4

CAREER GAME HIGHS / SUPERLATIVES

Points	34 vs Iowa State, 01/26/22
Rebounds	10 vs Texas, 02/06/21
Field Goals	11, 2X, last vs Cleveland State, 12/13/21
Field Goals Att.	18 vs Xavier, 12/05/21
3-Point FG	5 vs Iowa State, 01/26/22
3-Point FG Att.	11 vs Iowa State, 01/26/22
Free Throws Made	11, 2X, last vs Ole Miss, 01/28/23
Free Throws Att.	13, 2X, last vs Iowa State, 01/26/22
Assists	9, 2X, last vs Texas, 01/24/23
Steals	5, 2X, last vs Southern Illinois, 11/10/22
Blocks	3 vs Iowa State, 01/21/23
Minutes	44:39 vs Texas, 02/06/21

Miscellaneous

	Career
Games with 10+ points	48
Games with 20+ points	8
Games with 5+ rebounds	24
Games with 10+ rebounds	1
Games with 3+ assists	36
Games with 2+ steals	39
Games with 2+ blocks	12
Double-Doubles	1
Games led OSU in points	17
Games led OSU in rebounds	5
Games led OSU in assists	19
Games led OSU in steals	36
Games led OSU in blocks	11

CAREER STATS**ANDERSON, III, Avery**

			Field Goals		3-Point		F-Throws		Rebounds			Scoring								
SEASON	TEAM	GP-GS	MIN/AVG	FG-FGA	FG%	3FG-3FGA	3FG%	FT-FTA	FT%	OFF	DEF	TOT	AVG	PP-FO	A	TO	BLK	STL	PTS	AVG
2019-20	OSU	30-4	461/15.4	48-132	.364	2-26	.077	28-35	.800	9	55	64	2.1	63-0	42	55	8	31	126	4.2
2020-21	OSU	27-23	822/30.5	116-244	.475	19-58	.328	78-93	.839	13	96	109	4.0	84-4	54	70	8	40	329	12.2
2021-22	OSU	30-30	858/28.6	121-303	.399	34-105	.324	86-113	.761	10	84	94	3.1	76-2	68	87	8	53	362	12.1
2022-23	OSU	22-22	614/27.9	77-193	.399	11-61	.180	79-96	.823	8	69	77	3.5	55-3	75	66	8	32	244	11.1
TOTAL		109-79	2755/25.3	362-872	.415	66-250	.264	271-337	.804	40	304	344	3.2	278-9	239	278	32	156	1061	9.7

PLAYER SPOTLIGHT

1 BRYCE THOMPSON

Guard • 6-6 • 194 • Junior • Tulsa, Okla. • Booker T. Washington HS



- Quickly proved to be a true scoring threat and a fantastic fit in Stillwater during his first season at OSU.
- Played in 29 of OSU's 30 games with 26.2 minutes per game. He averaged 10.6 points per contest with 2.3 rebounds and 1.1 assists.
- In his first two games in the orange and black, posted 26 points against UT-Arlington and Oakland.
- Found his groove in Big 12 play in the back end of OSU's three-game road trip to West Virginia, Texas Tech and Baylor. Posted 30 points in the games at Texas Tech and Baylor with seven assists as he helped OSU to its first ever win on the road against the top-ranked team in the country.
- Recorded a career-best 23 points in the win over Kansas State on Feb. 19 in Gallagher-Iba Arena.
- Played 32 or more minutes in four of the final five games of the season.
- Reaching double-figure scoring in 15 of his 29 games played.

2022-23 GAME-BY-GAME STATS

#1 THOMPSON, Bryce

Opponent	Date	GS	MIN	Total		3-Pointers		Free throws		Rebounds		PF	A	TO	BLK	STL	PTS	AVG			
				FG-FGA	PCT	3FG-3FGA	PCT	FT-FTA	PCT	OFF	DEF								TOT	AVG	
UT Arlington	11/07/2022	*	35:04	6-13	.462	1-5	.200	5-7	.714	0	7	7	7.0	0	2	3	0	18	18.0		
Southern Ill.	11/10/2022	*	31:26	6-14	.429	1-4	.250	1-6	.167	1	6	7	7.0	0	2	2	1	0	14	16.0	
at Oakland	11/13/2022	*	26:10	2-9	.222	0-3	.000	0-0	.000	0	4	4	6.0	4	3	1	0	0	4	12.0	
vs UCF	11/18/2022	*	31:06	1-9	.111	0-2	.000	0-0	.000	0	3	3	5.3	2	1	4	0	0	2	9.5	
vs DePaul	11/20/2022	*	27:27	4-9	.444	0-2	.000	0-0	.000	0	2	2	4.6	3	1	4	0	1	8	9.2	
Tulsa	11/25/2022	*	25:18	6-14	.429	4-8	.500	2-2	1.000	0	1	1	4.0	1	1	2	0	0	18	10.7	
Prairie View	11/27/2022	*	28:30	6-12	.500	1-3	.333	0-2	.000	0	1	1	3.6	0	3	1	1	1	13	11.0	
at UConn	12/01/2022	*	21:42	3-10	.300	0-2	.000	2-2	1.000	1	0	1	3.3	4	0	2	0	0	8	10.6	
Sam Houston	12/06/2022	*	29:10	6-10	.600	4-6	.667	1-2	.500	0	0	0	2.9	3	3	3	0	2	17	11.3	
vs Virginia Tech	12/11/2022	*	28:10	2-9	.222	0-4	.000	0-0	.000	0	1	1	2.7	4	4	4	0	0	4	10.6	
vs Wichita St.	12/17/2022	*	33:45	7-17	.412	5-9	.556	0-0	.000	0	1	1	2.5	0	5	4	0	0	19	11.4	
A&M-Corpus Christi	12/20/2022	*	32:22	4-10	.400	4-8	.500	1-2	.500	1	3	4	2.7	1	6	3	0	2	13	11.5	
at Kansas	12/31/2022	*	29:14	7-13	.538	7-10	.700	2-2	1.000	0	1	1	2.5	4	1	3	0	0	23	12.4	
West Virginia	01/02/2023	*	33:40	5-14	.357	2-5	.400	3-6	.500	0	1	1	2.4	3	1	1	0	1	15	12.6	
Texas	01/07/2023	*	26:54	1-5	.200	1-2	.500	2-3	.667	0	1	1	2.3	3	0	2	0	0	5	12.1	
at Kansas St.	01/10/2023	*	31:45	2-13	.154	0-5	.000	1-1	1.000	0	5	5	2.5	2	3	2	0	1	5	11.6	
at Baylor	01/14/2023	*	20:53	4-10	.400	1-4	.250	0-0	.000	0	1	1	2.4	2	0	2	0	0	9	11.5	
Oklahoma	01/18/2023	*	37:24	7-12	.583	3-3	1.000	2-2	1.000	0	9	9	2.8	1	4	1	0	0	19	11.9	
Iowa St.	01/21/2023	*	09:31	0-1	.000	0-1	.000	1-2	.500	0	0	0	2.6	2	0	2	0	0	1	11.3	
at Texas	01/24/2023	*	25:48	4-10	.400	2-5	.400	1-4	.250	0	3	3	2.7	3	4	5	0	1	11	11.3	
Ole Miss	01/28/2023	*	31:58	3-11	.273	1-5	.200	0-0	.000	0	1	1	2.6	1	3	0	0	1	7	11.1	
at Oklahoma	02/01/2023	*	33:26	4-14	.286	2-4	.500	1-2	.500	2	4	6	2.7	2	5	1	0	0	11	11.1	
TCU	02/04/2023	*	34:53	2-6	.333	0-3	.000	0-0	.000	0	5	5	2.8	0	3	6	0	0	4	10.8	
Texas Tech	02/08/2023	*	32:11	9-16	.563	3-5	.600	0-2	.000	0	3	3	2.8	3	1	5	0	4	21	11.2	
at Iowa St.	02/11/2023	*	33:55	5-12	.417	2-6	.333	0-0	.000	0	3	3	2.8	2	2	3	0	0	12	11.2	
Kansas	02/14/2023	*	35:02	5-13	.385	1-5	.200	6-8	.750	0	2	2	2.8	1	3	2	0	0	17	11.5	
at TCU	02/18/2023	*	28:57	6-15	.400	3-9	.333	3-4	.750	1	3	4	2.9	4	4	3	0	3	18	11.7	
at West Virginia	02/20/2023	*	29:45	5-13	.385	1-4	.250	3-3	1.000	0	3	3	2.9	4	2	2	0	1	14	11.8	
Kansas St.	02/25/2023	*	38:52	5-10	.500	1-4	.250	0-2	.000	0	2	2	2.8	2	4	1	0	0	11	11.8	
Totals			29	864:19	127-324	.392	50-136	.368	37-64	.578	6	76	82	2.8	61	71	74	2	19	341	11.8

Player Averages

Games Played	Minutes/game	Points/game	FG Pct	3FG Pct	FT Pct	Rebounds/game	Assists/game	Turnovers/game	Assist/Turnover ratio	Steals/game	Blocks/game
29	29.8	11.8	39.2	36.8	57.8	2.8	2.4	2.6	1.0	0.7	0.1

CAREER GAME HIGHS / SUPERLATIVES

Points	23, 2X, last at Kansas, 12/31/22
Rebounds	9 vs Oklahoma, 01/18/23
Field Goals	10 at Kansas State, 02/02/22
Field Goals Att.	18 at Texas, 01/22/22
3-Point FG	7 at Kansas, 12/31/22
3-Point FG Att.	10 at Kansas, 12/31/22
Free Throws Made	6, 2X, last vs Kansas, 02/14/23
Free Throws Att.	8, 2X, last vs Kansas, 02/14/23
Assists	6 vs Texas A&M-Corpus Christi, 12/20/22
Steals	4 vs Texas Tech, 02/08/23
Blocks	2 vs Iowa State, 02/11/21
Minutes	38:52 vs Kansas State, 02/25/23

Miscellaneous

	Career
Games with 10+ points	36
Games with 20+ points	5
Games with 5+ rebounds	7
Games with 10+ rebounds	-
Games with 3+ assists	19
Games with 2+ steals	8
Games with 2+ blocks	-
Double-Doubles	-
Games led OSU in points	18
Games led OSU in rebounds	2
Games led OSU in assists	10
Games led OSU in steals	7
Games led OSU in blocks	-

CAREER STATS

THOMPSON, Bryce

JIMMIE JOHNSON, Bryce																		Scoring		
SEASON	TEAM	GP-GS	MIN/AVG	Field Goals		3-Point		F-Throws		Rebounds		PF-FO		A	TO	BLK	STL	PTS	AVG	
				FG-FGA	FG%	3FG-3FGA	3FG%	FT-FTA	FT%	OFF	DEF	TOT	AVG							
2020-21	KU	20-4	343/17.2	36-102	.353	8-36	.222	11-17	.647	5	25	30	1.5	30-0	22	21	3	7	91	4.6
2021-22	OSU	29-25	759/26.2	119-288	.413	29-100	.290	40-60	.667	13	53	66	2.3	54-0	32	36	4	17	307	10.6
2022-23	OSU	29-29	864/29.8	127-324	.392	50-136	.368	37-64	.578	6	76	82	2.8	61-0	71	74	2	19	341	11.8
TOTAL FOR OSU		58-54	1623/28.0	246-612	.402	79-236	.335	77-124	.621	19	129	148	2.6	115-0	103	110	6	36	648	11.2
TOTAL		78-58	1966/25.2	282-714	.395	87-272	.320	88-141	.624	24	154	178	2.3	145-0	125	131	9	43	739	9.5

PLAYER SPOTLIGHT

2 CHRIS HARRIS JR.

Guard • 6-2 • 223 • Senior • Dallas, Texas • South Garland HS



- Did not play last season due to injury.
- Suffered another season-ending knee injury in the first half of the season opener at UT Arlington.
- In that game at UT Arlington, Harris posted four points on 2-of-4 shooting and a steal in just 6:37.
- Harris was coming off a terrific preseason camp and was expected to step into a leadership role for OSU.
- True to form, Harris served as an extension of the Cowboy coaching staff in the locker room and on the sidelines for the entire 2020-21 season.
- Saw action in 22 games as a freshman and earned three starts, including the TCU win.
- Suffered a season-ending knee injury in the win over TCU on Feb. 5. Chris has worked hard in his injury rehabilitation and has returned to the court with a strong presence.
- Posted a season-high 10 points in his first career start against Georgetown.
- Scored in 16 games for the Cowboys in 2019-20.
- Lit up Syracuse with 3-of-7 shooting from 3-point, including a pair from NBA range. He finished the game with nine points.
- Averaged 3.4 points per game in his first season as a Cowboy.
- Also tallied 24 rebounds (1.1 per game), 13 steals (0.6) and 12 assists (0.5) as a freshman.
- Rivals.com awarded Harris a four-star ranking and named him the nation's No. 97 overall recruit.
- ESPN also gave Harris a four-star grade and named him among the top 25 shooting guards in the country.
- 247Sports graded him as the No. 13 player in the state of Texas out of South Garland High School.
- Named a Texas Association of Basketball Coaches All-Region selection and the District 10-6A Offensive Player of the Year.
- As a senior, Harris averaged 18.6 points per game on 45.6 percent shooting (37 percent from 3-point), 5.5 rebounds, 2.3 assists and 2.0 steals per game.
- Helped lead South Garland to a 30-7 record and a trip to the regional finals.

2022-23 GAME-BY-GAME STATS

#2 HARRIS JR., Chris

Opponent	Date	GS	MIN	Total		3-Pointers		Free throws		Rebounds				PF	A	TO	BLK	STL	PTS	AVG		
				FG-FGA	PCT	3FG-3FGA	PCT	FT-FTA	PCT	OFF	DEF	TOT	AVG									
UT Arlington	11/07/2022		08:28	0-3	.000	0-2	.000	1-2	.500	0	0	0	0.0	2	1	0	0	0	1	1.0		
Southern Ill.	11/10/2022		07:24	0-1	.000	0-1	.000	0-0	.000	0	2	2	1.0	1	0	1	0	0	0	0.5		
at Oakland	11/13/2022		14:13	3-4	.750	3-4	.750	0-0	.000	0	2	2	1.3	2	3	1	0	2	9	3.3		
vs UCF	11/18/2022		07:38	0-1	.000	0-1	.000	0-0	.000	0	0	0	1.0	2	1	1	0	0	0	2.0		
vs DePaul	11/20/2022		10:21	1-2	.500	1-2	.500	2-2	1.000	0	1	1	1.0	0	1	1	0	0	5	3.0		
Tulsa	11/25/2022		21:33	2-5	.400	1-3	.333	0-0	.000	0	3	3	1.3	0	4	0	0	1	5	3.3		
Prairie View	11/27/2022		13:12	0-3	.000	0-1	.000	1-3	.333	0	2	2	1.4	1	0	1	1	1	1	3.0		
at UConn	12/01/2022		13:17	1-3	.333	0-0	.000	0-0	.000	0	0	0	1.3	1	2	0	0	0	2	2.9		
Sam Houston	12/06/2022		09:55	0-3	.000	0-3	.000	0-0	.000	0	0	0	1.1	1	1	2	0	0	0	2.6		
vs Virginia Tech	12/11/2022		09:48	1-2	.500	0-1	.000	0-0	.000	1	3	4	1.4	2	0	0	0	1	2	2.5		
vs Wichita St.	12/17/2022		18:05	0-2	.000	0-1	.000	0-0	.000	1	0	1	1.4	1	5	0	0	1	0	2.3		
A&M-Corpus Christi	12/20/2022		18:17	3-6	.500	3-6	.500	0-0	.000	0	3	3	1.5	1	1	1	0	1	9	2.8		
at Kansas	12/31/2022		15:29	1-3	.333	1-2	.500	0-0	.000	0	0	0	1.4	2	0	0	0	1	3	2.8		
West Virginia	01/02/2023		09:20	0-3	.000	0-2	.000	0-0	.000	0	2	2	1.4	0	0	1	0	2	0	2.6		
Texas	01/07/2023		13:38	1-3	.333	1-3	.333	0-0	.000	0	0	0	1.3	0	1	0	1	2	3	2.7		
at Kansas St.	01/10/2023		17:47	1-4	.250	1-3	.333	0-0	.000	0	2	2	1.4	3	2	1	0	0	3	2.7		
at Baylor	01/14/2023		12:32	0-2	.000	0-2	.000	0-0	.000	0	2	2	1.4	1	1	2	0	0	0	2.5		
Oklahoma	01/18/2023		03:06	0-1	.000	0-1	.000	0-0	.000	0	0	0	1.3	0	0	0	0	0	0	2.4		
Iowa St.	01/21/2023		15:30	1-4	.250	1-4	.250	2-2	1.000	1	0	1	1.3	1	1	1	0	0	5	2.5		
at Texas	01/24/2023		21:22	2-4	.500	1-3	.333	3-3	1.000	0	0	0	1.3	2	1	1	0	1	8	2.8		
Ole Miss	01/28/2023		12:42	1-3	.333	0-1	.000	0-0	.000	0	1	1	1.2	1	0	0	0	0	2	2.8		
at Oklahoma	02/01/2023		09:56	0-2	.000	0-2	.000	0-0	.000	0	1	1	1.2	2	1	0	0	1	0	2.6		
TCU	02/04/2023		12:51	0-2	.000	0-1	.000	0-0	.000	0	2	2	1.3	0	2	2	0	1	0	2.5		
Texas Tech	02/08/2023		22:23	2-6	.333	0-3	.000	0-0	.000	1	0	1	1.3	1	2	0	1	1	4	2.6		
at Iowa St.	02/11/2023		16:39	1-2	.500	1-2	.500	2-2	1.000	0	2	2	1.3	0	0	0	0	0	5	2.7		
Kansas	02/14/2023		13:38	0-1	.000	0-0	.000	0-0	.000	0	2	2	1.3	0	0	3	0	0	0	2.6		
at TCU	02/18/2023		23:28	2-4	.500	1-3	.333	0-0	.000	0	0	0	1.3	1	2	2	0	0	5	2.7		
at West Virginia	02/20/2023		17:26	0-1	.000	0-1	.000	0-0	.000	0	1	1	1.3	1	0	2	0	0	0	2.6		
Kansas St.	02/25/2023		11:37	0-2	.000	0-2	.000	0-0	.000	0	1	1	1.2	1	1	1	0	0	0	2.5		
Totals				0	401:35	23-82	.280	15-60	.250	11-14	.786	4	32	36	1.2	30	33	24	3	16	72	2.5

Player Averages

Games Played	Minutes/game	Points/game	FG Pct	3FG Pct	FT Pct	Rebounds/game	Assists/game	Turnovers/game	Assist/Turnover ratio	Steals/game	Blocks/game
29	13.8	2.5	28.0	25.0	78.6	1.2	1.1	0.8	1.4	0.6	0.1

CAREER GAME HIGHS / SUPERLATIVES

Points	10 vs Georgetown, 12/04/19
Rebounds	4 vs Virginia Tech, 12/11/22
Field Goals	4 vs Georgetown, 12/04/19
Field Goals Att.	10 vs Georgetown, 12/04/19
3-Point FG	3, 3X, last vs Texas A&M-Corpus Christi, 12/20/22
3-Point FG Att.	7, 2X, last vs Georgetown, 12/04/19
Free Throws Made	3 vs Texas, 01/24/23
Free Throws Att.	3 vs Texas, 01/24/23
Assists	5 at Wichita State, 12/17/22
Steals	3 vs Wichita State, 12/08/19
Blocks	1, 2X, last vs Texas Tech, 02/08/23
Minutes	30 vs Wichita State, 12/08/19

Miscellaneous

	Career
Games with 10+ points	1
Games with 20+ points	-
Games with 5+ rebounds	-
Games with 10+ rebounds	-
Games with 3+ assists	3
Games with 2+ steals	6
Games with 2+ blocks	-
Double-Doubles	-
Games led OSU in points	-
Games led OSU in rebounds	-
Games led OSU in assists	2
Games led OSU in steals	8
Games led OSU in blocks	1

CAREER STATS

HARRIS JR., Chris

				Field Goals		3-Point		F-Throws		Rebounds								Scoring		
SEASON	TEAM	GP-GS	MIN/AVG	FG-FGA	FG%	3FG-3FGA	3FG%	FT-FTA	FT%	OFF	DEF	TOT	AVG	PF-FO	A	TO	BLK	STL	PTS	AVG
2019-20	OSU	22-3	333/15.1	29-101	.287	12-59	.203	4-11	.364	3	21	24	1.1	16-0	12	12	0	13	74	3.4
2020-21	OSU	1-0	7/6.6	2-4	.500	0-2	.000	0-0	.000	0	0	0	0.0	0-0	0	0	0	1	4	4.0
2022-23	OSU	29-0	402/13.8	23-82	.280	15-60	.250	11-14	.786	4	32	36	1.2	30-0	33	34	1	16	72	2.5
TOTAL		52-3	741/14.3	54-187	.289	27-121	.223	15-25	.600	7	53	60	1.2	46-0	45	36	3	30	150	2.9

PLAYER SPOTLIGHT

4 WOODY NEWTON

Guard • 6-9 • 195 • Junior • District Heights, Md. • Syracuse/Mt. Zion Prep

- A newcomer to the Cowboy family, Woody Newton saw action in 17 games with 7.5 minutes per contest. He averaged 2.1 points while shooting .343 from the field.
- Earned his first action as a Cowboy in the opening-night win over UT Arlington on Nov. 9.
- Hit two threes on Dec. 5 at home against Xavier as he finished with six points in 7:54 minutes of work.
- Had a season-high nine points against Kansas State on Feb. 19 in 13:46 minutes of action. Was 2-for-3 from behind the arc.



2022-23 GAME-BY-GAME STATS

#4 NEWTON, Woody

Opponent	Date	GS	MIN	Total		3-Pointers		Free throws		Rebounds			PF	A	TO	BLK	STL	PTS	AVG		
				FG-FGA	PCT	3FG-3FGA	PCT	FT-FTA	PCT	OFF	DEF	TOT								AVG	
UT Arlington	11/07/2022		14:23	2-5	.400	2-4	.500	0-2	.000	2	0	2	2.0	2	0	2	0	6	6.0		
Sam Houston	12/06/2022		02:11	0-0	.000	0-0	.000	0-0	.000	0	0	0	1.0	0	0	1	0	0	3.0		
vs Virginia Tech	12/11/2022		05:49	1-3	.333	1-2	.500	1-2	.500	1	2	3	1.7	0	0	2	0	4	3.3		
vs Wichita St.	12/17/2022		05:57	0-2	.000	0-1	.000	0-0	.000	0	2	2	1.8	1	0	1	0	0	2.5		
A&M-Corpus Christi	12/20/2022		04:17	2-2	1.000	0-0	.000	0-0	.000	1	2	3	2.0	1	0	0	0	4	2.8		
at Kansas	12/31/2022		10:16	2-5	.400	0-3	.000	1-1	1.000	1	2	3	2.2	2	0	0	0	5	3.2		
West Virginia	01/02/2023		08:12	0-1	.000	0-0	.000	0-0	.000	2	0	2	2.1	1	0	0	0	0	2.7		
Texas	01/07/2023		12:59	0-1	.000	0-0	.000	3-5	.600	1	3	4	2.4	4	0	1	0	3	2.8		
at Kansas St.	01/10/2023		20:57	2-5	.400	0-1	.000	0-0	.000	2	3	5	2.7	1	1	1	0	2	4	2.9	
at Baylor	01/14/2023		18:32	2-7	.286	1-5	.200	2-2	1.000	1	5	6	3.0	3	1	1	1	1	7	3.3	
Oklahoma	01/18/2023	*	27:52	4-6	.667	2-3	.667	2-4	.500	1	4	5	3.2	0	0	0	1	1	12	4.1	
Iowa St.	01/21/2023	*	27:26	3-6	.500	2-4	.500	1-2	.500	0	6	6	3.4	1	1	0	0	1	9	4.5	
at Texas	01/24/2023	*	27:01	1-3	.333	1-2	.500	0-0	.000	1	4	5	3.5	4	0	2	1	0	3	4.4	
Ole Miss	01/28/2023	*	22:33	5-6	.833	1-2	.500	1-1	1.000	0	2	2	3.4	4	0	0	1	0	12	4.9	
at Oklahoma	02/01/2023	*	32:36	2-7	.286	1-4	.250	0-0	.000	3	7	10	3.9	4	1	1	0	2	5	4.9	
TCU	02/04/2023	*	21:30	1-6	.167	1-2	.500	0-0	.000	1	1	2	3.8	4	2	0	0	0	3	4.8	
Texas Tech	02/08/2023	*	22:24	3-4	.750	1-2	.500	0-1	.000	2	1	3	3.7	3	3	1	0	0	7	4.9	
at Iowa St.	02/11/2023	*	23:51	2-5	.400	1-3	.333	1-2	.500	0	3	3	3.7	3	0	0	0	0	6	5.0	
Kansas	02/14/2023	*	17:20	1-1	1.000	0-0	.000	0-0	.000	1	1	2	3.6	2	1	2	0	0	2	4.8	
at TCU	02/18/2023	*	22:22	1-5	.200	1-4	.250	2-2	1.000	1	1	2	3.5	2	1	0	0	0	5	4.9	
at West Virginia	02/20/2023	*	22:11	1-2	.500	0-1	.000	2-2	1.000	0	3	3	3.5	2	1	0	0	0	4	4.8	
Kansas St.	02/25/2023	*	21:58	2-9	.222	1-4	.250	1-2	.500	2	5	7	3.6	3	0	2	1	1	6	4.9	
Totals			12	392:37	37-91	.407	16-47	.340	17-28	.607	23	57	80	3.6	47	12	17	5	8	107	4.9

Player Averages

Games Played	Minutes/game	Points/game	FG Pct	3FG Pct	FT Pct	Rebounds/game	Assists/game	Turnovers/game	Assist/Turnover ratio	Steals/game	Blocks/game
22	17.8	4.9	40.7	34.0	60.7	3.6	0.5	0.8	0.7	0.4	0.2

CAREER GAME HIGHS / SUPERLATIVES

Points	12, 2X, last vs Ole Miss, 01/18/23
Rebounds	10 at Oklahoma, 02/01/23
Field Goals	5 vs Ole Miss, 01/28/23
Field Goals Att.	7, 2X, last at Baylor, 01/14/23
3-Point FG	3 vs Rider, 12/05/20
3-Point FG Att.	5, 2X, last at Baylor, 01/14/23
Free Throws Made	2, 7X, last at WVU, 02/20/23
Free Throws Att.	4, 2X, last vs Oklahoma, 01/18/23
Assists	3 vs Texas Tech, 02/08/23
Steals	2, 3X, last at Oklahoma, 02/01/23
Blocks	2 vs Niagara, 12/03/20
Minutes	27:52 vs Oklahoma, 01/18/23

Miscellaneous

Miscellaneous	Career
Games with 10+ points	2
Games with 20+ points	-
Games with 5+ rebounds	9
Games with 10+ rebounds	1
Games with 3+ assists	-
Games with 2+ steals	3
Games with 2+ blocks	1
Double-Doubles	-
Games led OSU in points	-
Games led OSU in rebounds	4
Games led OSU in assists	-
Games led OSU in steals	5
Games led OSU in blocks	1

CAREER STATS

NEWTON, Woody

NEWTON, Woody

				Field Goals		3-Point		F-Throws		Rebounds							Scoring			
SEASON	TEAM	GP-GS	MIN/AVG	FG-FGA	FG%	3FG-3FGA	3FG%	FT-FTA	FT%	OFF DEF	TOT	AVG	PF-FO	A	TO	BLK	STL	PTS	AVG	
2020-21	SU	11-0	87/7.9	13-28	.464	7-18	.389	5-8	.625	2	18	20	1.8	9-0	1	4	3	3	38	3.5
2021-22	OSU	17-0	128/7.5	12-35	.343	8-28	.286	3-7	.429	5	10	15	0.9	14-0	4	2	3	5	35	2.1
2022-23	OSU	22-12	393/17.8	37-91	.407	16-47	.340	17-28	.607	23	57	80	3.6	47-0	12	17	5	8	107	4.9
TOTAL FOR OSU		39-12	520/13.3	49-126	.389	24-75	.320	20-35	.571	28	67	95	2.4	61-0	16	19	8	13	142	3.6
TOTAL		50-12	607/12.1	62-154	.403	31-93	.333	25-43	.581	30	85	115	2.3	70-0	17	23	11	16	180	3.6

PLAYER SPOTLIGHT

5 CALEB ASBERRY

Guard • 6-3 • 165 • Redshirt Senior • Pflugerville, Texas • Texas State/Pflugerville HS



- Two-time NABC All-District selection (Second Team in both 2021, 2022).
- Two-time All-Sun Belt (2021: Third Team, 2022: First Team).
- Three-time Sun Belt Conference Player of the Week.
- 2021 Good Sam Empire Classic Tournament MVP (2021-22 season).
- 2020 Pioneer Challenge MVP (2020-21 season).
- 2020-21 Scholar Baller and the Institute for Sport & Social Justice Academic Momentum Award.
- NABC All-District 23 Second Team in 2022, alongside an All-Sun Belt First Team selection and was a two-time Sun Belt Player of the Week (Nov. 21 and Feb. 27).
- First Bobcat in school history to earn back-to-back All-District honors from the NABC.
- Started all 29 games during the 2021-22 season, the only Bobcat to do that, as he led the team in scoring with a career-high 13.6 points and also paced the team in minutes played (847), steals (37), three-pointers made (63).
- Averaged 13.6 points, 4.6 rebounds, 2.2 assists, and 1.3 steals during the standout year with a 43.3 percent field goal percentage and shot 38.7 percent from three.
- One of three Bobcats to average 10.0 or more points throughout the 2021-22 season was finished 11th in the Sun Belt in scoring.
- The season prior, he appeared in all 25 games and started the final 19 contests.
- For his efforts, was named a 2021 All-Sun Belt Conference Third Team selection and 2020-21 NABC Division I All-District 23 Second Team selection.
- That year, his junior season, he averaged 13.3 points with a 48.4 field goal percentage, 41.7 3-point field goal percentage and led the team for the second consecutive season with an 81.3 free-throw percentage.
- Also averaged 4.3 rebounds, 1.9 assists (47 total), and 1.2 steals per game (30 total).
- Totaled 18 games with 10 or more points highlighted by an eight-game streak scoring in double figures.
- Registered five games with 20 or more points and nine games with three or more made 3-point field goals.
- His first year with the Bobcats, his sophomore season, he appeared in 29 games and made five starts.
- That year, he averaged 17.1 minutes per game and scored 6.7 points per game on a 39.3 field goal percentage, 24.7 3-point field goal percentage, and an 86.1 free-throw percentage.
- Also averaged 2.5 rebounds, 0.8 assists, 0.7 steals and 0.2 blocks per game and scored 10 or more points in 10 games, including a season-high 18 points vs. UTSA where he knocked down three triples.

2022-23 GAME-BY-GAME STATS

#5 ASBERRY, Caleb

			Total			3-Pointers		Free throws		Rebounds											
Opponent	Date	GS	MIN	FG-FGA	PCT	3FG-3FGA	PCT	FT-FTA	PCT	OFF	DEF	TOT	AVG	PF	A	TO	BLK	STL	PTS	AVG	
UT Arlington	11/07/2022		23:44	2-7	.286	0-4	.000	0-0	.000	0	1	1	1.0	4	4	5	0	2	4	4.0	
Southern Ill.	11/10/2022		20:45	3-6	.500	3-6	.500	4-4	1.000	0	2	2	1.5	3	0	0	1	0	13	8.5	
at Oakland	11/13/2022		21:21	4-7	.571	3-5	.600	2-2	1.000	0	3	3	2.0	2	1	1	0	0	13	10.0	
vs UCF	11/18/2022		29:35	2-8	.250	2-6	.333	0-0	.000	0	2	2	2.0	2	2	1	0	1	6	9.0	
vs DePaul	11/20/2022		26:00	2-4	.500	1-2	.500	2-2	1.000	1	2	3	2.2	3	3	0	0	0	7	8.6	
Tulsa	11/25/2022		20:29	2-7	.286	2-5	.400	2-2	1.000	1	4	5	2.7	2	1	0	0	3	8	8.5	
Prairie View	11/27/2022		17:55	2-4	.500	0-2	.000	0-0	.000	1	5	6	3.1	1	1	1	0	0	4	7.9	
at UConn	12/01/2022		26:58	3-4	.750	3-4	.750	2-2	1.000	0	2	2	3.0	3	3	3	0	0	11	8.3	
Sam Houston	12/06/2022		23:02	1-6	.167	0-4	.000	3-4	.750	0	1	1	2.8	1	1	0	0	0	5	7.9	
vs Virginia Tech	12/11/2022		24:43	2-8	.250	2-8	.250	2-2	1.000	0	3	3	2.8	3	2	1	0	0	8	7.9	
at Kansas	12/31/2022		16:35	1-2	.500	1-2	.500	2-2	1.000	0	2	2	2.7	3	2	0	1	0	5	7.6	
West Virginia	01/02/2023		18:50	1-3	.333	1-3	.333	3-4	.750	0	2	2	2.7	2	0	0	0	0	6	7.5	
Texas	01/07/2023		22:33	2-6	.333	2-5	.400	0-2	.000	1	4	5	2.8	1	3	2	1	0	6	7.4	
at Kansas St.	01/10/2023		27:01	5-11	.455	3-7	.429	2-2	1.000	1	4	5	3.0	1	2	1	1	1	15	7.9	
at Baylor	01/14/2023		33:13	5-12	.417	4-11	.364	0-0	.000	0	7	7	3.3	1	2	0	2	1	14	8.3	
Oklahoma	01/18/2023		28:04	2-3	.667	1-2	.500	0-0	.000	0	5	5	3.4	4	2	1	0	1	5	8.1	
Iowa St.	01/21/2023		33:42	2-5	.400	2-4	.500	1-3	.333	1	5	6	3.5	2	2	2	0	0	7	8.1	
at Texas	01/24/2023		18:50	1-6	.167	0-5	.000	1-2	.500	0	1	1	3.4	2	0	3	0	2	3	7.8	
Ole Miss	01/28/2023		24:42	2-6	.333	1-3	.333	1-1	1.000	0	4	4	3.4	0	2	2	0	0	6	7.7	
at Oklahoma	02/01/2023		21:54	2-4	.500	1-3	.333	0-0	.000	0	2	2	3.4	3	1	1	0	0	5	7.6	
TCU	02/04/2023	*	33:11	5-9	.556	3-6	.500	6-7	.857	0	5	5	3.4	2	3	1	0	1	19	8.1	
Texas Tech	02/08/2023	*	26:47	2-5	.400	1-4	.250	2-2	1.000	0	1	1	3.3	0	0	0	0	0	7	8.0	
at Iowa St.	02/11/2023	*	28:17	2-4	.500	1-3	.333	5-5	1.000	0	5	5	3.4	4	3	2	0	1	10	8.1	
Kansas	02/14/2023	*	34:30	3-6	.500	1-2	.500	0-0	.000	0	2	2	3.3	3	1	1	0	1	7	8.1	
at TCU	02/18/2023	*	28:39	3-5	.600	2-4	.500	4-4	1.000	0	2	2	3.3	2	1	6	0	0	12	8.2	
at West Virginia	02/20/2023	*	33:53	3-8	.375	1-5	.200	8-9	.889	1	1	2	3.2	3	0	3	0	3	15	8.5	
Kansas St.	02/25/2023	*	34:34	3-9	.333	1-6	.167	6-6	1.000	0	5	5	3.3	4	4	3	0	1	13	8.7	
Totals			7	699:48	67-165	.406	42-121	.347	58-67	.866	7	82	89	3.3	61	46	40	6	18	234	8.7

Player Averages

Games Played	Minutes/game	Points/game	FG Pct	3FG Pct	FT Pct	Rebounds/game	Assists/game	Turnovers/game	Assist/Turnover ratio	Steals/game	Blocks/game
27	25.9	8.7	40.6	34.7	86.6	3.3	1.7	1.5	1.2	0.7	0.2

CAREER GAME HIGHS / SUPERLATIVES

Points	28 at Denver, 12/19/20
Rebounds	10, 2X, last vs ULM, 01/13/22
Field Goals	10 at Denver, 12/19/20
Field Goals Att.	17 vs Little Rock, 02/06/21
3-Point FG	6 at Troy, 02/25/22
3-Point FG Att.	11 at Baylor, 01/14/23
Free Throws Made	9 vs Coastal Carolina, 01/09/20
Free Throws Att.	10 vs Coastal Carolina, 01/09/20
Assists	7 vs Utah Tech, 11/19/21
Steals	4, 5X, last vs Troy, 12/30/21
Blocks	2, 4X, last at Baylor, 01/14/23
Minutes	42:00 vs Little Rock, 02/06/21

Miscellaneous

Games with 10+ points	58
Games with 20+ points	11
Games with 5+ rebounds	38
Games with 10+ rebounds	2
Games with 3+ assists	24
Games with 2+ steals	24
Games with 2+ blocks	4
Double-Doubles	2
Games led OSU in points	2
Games led OSU in rebounds	2
Games led OSU in assists	7
Games led OSU in steals	8
Games led OSU in blocks	1

CAREER STATS

ASBERRY, Caleb

ASBERRY, Caleb													Scoring							
SEASON	TEAM	GP-GS	MIN/AVG	Field Goals		3-Point		F-Throws		Rebounds		PF-FO	A	TO	BLK	STL	PTS	AVG		
				FG-FGA	FG%	3FG-3FGA	3FG%	FT-FTA	FT%	OFF	DEF								TOT	AVG
2019-20	TXST	29-5	496/17.1	70-178	.393	23-93	.247	31-36	.861	15	57	72	2.5	48-0	24	27	5	19	194	6.7
2020-21	TXST	25-19	725/29.0	122-252	.484	50-120	.417	39-48	.813	15	92	107	4.3	52-0	47	49	5	30	333	13.3
2021-22	TXST	29-29	848/29.2	125-289	.433	63-163	.387	82-100	.820	19	113	132	4.6	70-1	63	61	14	37	395	13.6
2022-23	OSU	27-7	700/25.9	67-165	.406	42-121	.347	58-67	.866	7	82	89	3.3	61-0	46	40	6	18	234	8.7
TOTAL FOR OSU		27-7	700/25.9	67-165	.406	42-121	.347	58-67	.866	7	82	89	3.3	61-0	46	40	6	18	234	8.7
TOTAL		110-60	2768/25.2	384-884	.434	178-497	.358	210-251	.837	56	344	400	3.6	231-1	180	177	30	104	1156	10.5

PLAYER SPOTLIGHT

12 NAZ BROWN

Guard • 6-0 • 181 • Freshman • Fort Worth, Texas • Coppell HS

- Was a four-year letterwinner at Coppell High School.
- Averaged 15.6 points per game with 3.7 rebounds and 3.2 assists.
- Honors included an All-Region selection, was the team's MVP at the Kreuger Classic Tournament, was named Newcomer of the Year his freshman season, was a four-time All-District selection and was named to the Coppell Classic All-Tournament Team.
- Helped lead his team to two district championships.



2022-23 GAME-BY-GAME STATS

#12 BROWN, Naz

Opponent	Date	GS	MIN	Total		3-Pointers		Free throws		Rebounds				PF	A	TO	BLK	STL	PTS	AVG
				FG-FGA	PCT	3FG-3FGA	PCT	FT-FTA	PCT	OFF	DEF	TOT	AVG							
at Oakland	11/13/2022		01:18	0-1	.000	0-1	.000	0-0	.000	0	0	0	0.0	0	0	0	0	0	0	0.0
Tulsa	11/25/2022		04:02	0-1	.000	0-1	.000	0-0	.000	0	0	0	0.0	1	0	2	0	0	0	0.0
Prairie View	11/27/2022		01:24	0-0	.000	0-0	.000	0-0	.000	0	0	0	0.0	0	0	0	0	0	0	0.0
A&M-Corpus Christi	12/20/2022		01:19	0-1	.000	0-1	.000	0-0	.000	0	0	0	0.0	0	0	0	0	0	0	0.0
Oklahoma	01/18/2023		00:47	0-0	.000	0-0	.000	0-0	.000	0	0	0	0.0	0	0	1	0	0	0	0.0
at Oklahoma	02/01/2023		00:56	0-1	.000	0-0	.000	0-0	.000	0	0	0	0.0	0	0	0	0	0	0	0.0
Texas Tech	02/08/2023		02:25	0-0	.000	0-0	.000	0-0	.000	0	0	0	0.0	0	1	0	0	0	0	0.0
at TCU	02/18/2023		04:20	0-0	.000	0-0	.000	0-0	.000	0	0	0	0.0	1	2	0	0	0	0	0.0
at West Virginia	02/20/2023		02:48	1-2	.500	0-0	.000	0-0	.000	1	2	3	0.3	0	0	1	0	0	2	0.2
Totals		0	19:18	1-6	.167	0-3	.000	0-0	.000	1	2	3	0.3	2	3	4	0	0	2	0.2

Player Averages

Games Played	Minutes/game	Points/game	FG Pct	3FG Pct	FT Pct	Rebounds/game	Assists/game	Turnovers/game	Assist/Turnover ratio	Steals/game	Blocks/game
9	2.1	0.2	16.7	0.0	0.0	0.3	0.3	0.4	0.8	0.0	0.0

CAREER GAME HIGHS / SUPERLATIVES

Points	2 at WVU, 02/20/23
Rebounds	3 at WVU, 02/20/23
Field Goals	1 at WVU, 02/20/23
Field Goals Att.	2 at WVU, 02/20/23
3-Point FG	-
3-Point FG Att.	1, 3X, last vs Texas A&M-Corpus Christi, 12/20/22
Free Throws Made	-
Free Throws Att.	-
Assists	2 at TCU, 02/18/23
Steals	-
Blocks	-
Minutes	4:20 at TCU, 02/18/23

Miscellaneous

Games with 10+ points	-
Games with 20+ points	-
Games with 5+ rebounds	-
Games with 10+ rebounds	-
Games with 3+ assists	-
Games with 2+ steals	-
Games with 2+ blocks	-
Double-Doubles	-
Games led OSU in points	-
Games led OSU in rebounds	-
Games led OSU in assists	-
Games led OSU in steals	-
Games led OSU in blocks	-

CAREER STATS

BROWN, Naz

			Field Goals		3-Point		F-Throws		Rebounds								Scoring				
SEASON	TEAM	GP-GS	MIN	AVG	FG-FGA	FG%	3FG-3FGA	3FG%	FT-FTA	FT%	OFF	DEF	TOT	AVG	PF-FO	A	TO	BLK	STL	PTS	AVG
2022-23	OSU	9-0	19/2.1	1-6	.167	0-3	.000	0-0	.000	1	2	3	0.3	2-0	3	4	0	0	2	0.2	
TOTAL		9-0	19/2.1	1-6	.167	0-3	.000	0-0	.000	1	2	3	0.3	2-0	3	4	0	0	2	0.2	

PLAYER SPOTLIGHT

#13 QUION WILLIAMS

Guard • 6-4 • 208 • Freshman • Jonesboro, Ark. • Jonesboro HS

- Was a letter winner at Jonesboro High School in Arkansas.
- Was notably named the state's 5A MVP.
- Selected to the All-State and All-Conference Teams.
- Helped lead his team to two state championships and a 30-3 record.



2022-23 GAME-BY-GAME STATS

#13 WILLIAMS, Quion

Opponent	Date	GS	MIN	Total		3-Pointers		Free throws		Rebounds				PF	A	TO	BLK	STL	PTS	AVG
				FG-FGA	PCT	3FG-3FGA	PCT	FT-FTA	PCT	OFF	DEF	TOT	AVG							
UT Arlington	11/07/2022		08:45	0-0	.000	0-0	.000	1-2	.500	0	0	0	0.0	0	0	0	0	0	1	1.0
Southern Ill.	11/10/2022		05:44	0-0	.000	0-0	.000	0-0	.000	0	0	0	0.0	1	0	0	0	0	0	0.5
at Oakland	11/13/2022		10:32	0-3	.000	0-1	.000	0-0	.000	1	1	2	0.7	1	2	0	0	0	0	0.3
vs UCF	11/18/2022		05:55	1-2	.500	0-1	.000	0-0	.000	0	1	1	0.8	1	0	1	0	0	2	0.8
vs DePaul	11/20/2022		11:51	0-1	.000	0-1	.000	0-0	.000	0	2	2	1.0	3	1	1	0	0	0	0.6
Tulsa	11/25/2022		18:21	3-4	.750	0-1	.000	0-1	.000	3	4	7	2.0	0	1	1	0	1	6	1.5
Prairie View	11/27/2022		25:52	3-3	1.000	1-1	1.000	4-5	.800	1	1	2	2.0	2	2	1	0	2	11	2.9
at UConn	12/01/2022		09:11	0-2	.000	0-1	.000	0-0	.000	0	2	2	2.0	3	0	0	0	0	0	2.5
Sam Houston	12/06/2022		08:45	1-2	.500	1-1	1.000	0-0	.000	1	2	3	2.1	2	0	2	0	0	3	2.6
vs Virginia Tech	12/11/2022		02:16	0-0	.000	0-0	.000	0-0	.000	0	1	1	2.0	0	0	0	0	0	0	2.3
vs Wichita St.	12/17/2022		09:14	0-2	.000	0-1	.000	0-0	.000	1	0	1	1.9	2	1	0	0	0	0	2.1
A&M-Corpus Christi	12/20/2022		15:23	3-8	.375	2-5	.400	0-0	.000	1	1	2	1.9	0	1	1	0	1	8	2.6
West Virginia	01/02/2023		08:44	1-3	.333	0-0	.000	0-0	.000	0	1	1	1.8	3	1	0	0	0	2	2.5
Texas	01/07/2023		10:39	0-2	.000	0-0	.000	1-2	.500	0	4	4	2.0	2	1	1	1	1	1	2.4
at Kansas St.	01/10/2023		07:10	0-1	.000	0-1	.000	0-0	.000	1	2	3	2.1	1	1	0	0	0	0	2.3
at Baylor	01/14/2023		17:29	2-4	.500	1-3	.333	0-0	.000	0	1	1	2.0	1	3	2	1	0	5	2.4
Oklahoma	01/18/2023		12:08	1-2	.500	0-0	.000	0-0	.000	1	0	1	1.9	1	0	1	0	0	2	2.4
Iowa St.	01/21/2023		12:34	0-1	.000	0-1	.000	0-0	.000	2	0	2	1.9	1	0	1	0	0	0	2.3
at Texas	01/24/2023		12:45	1-4	.250	0-0	.000	2-2	1.000	1	1	2	1.9	3	1	0	0	0	4	2.4
Ole Miss	01/28/2023		17:55	2-3	.667	1-1	1.000	0-0	.000	3	3	6	2.2	1	0	1	1	0	5	2.5
at Oklahoma	02/01/2023		10:29	0-3	.000	0-0	.000	0-0	.000	1	2	3	2.2	4	1	0	0	0	0	2.4
TCU	02/04/2023		06:20	1-2	.500	0-1	.000	0-0	.000	0	0	0	2.1	2	0	0	0	1	2	2.4
Texas Tech	02/08/2023		16:46	4-11	.364	0-5	.000	2-3	.667	3	1	4	2.2	3	2	2	0	2	10	2.7
at Iowa St.	02/11/2023		06:32	0-2	.000	0-2	.000	0-0	.000	0	0	0	2.1	1	0	1	0	0	0	2.6
Kansas	02/14/2023		01:48	0-0	.000	0-0	.000	0-0	.000	0	0	0	2.0	2	1	1	0	0	0	2.5
at TCU	02/18/2023		19:08	4-7	.571	0-2	.000	0-0	.000	1	0	1	2.0	0	3	1	0	1	8	2.7
at West Virginia	02/20/2023		17:37	2-3	.667	0-0	.000	0-0	.000	2	5	7	2.1	3	0	3	0	2	4	2.7
Kansas St.	02/25/2023		08:26	0-1	.000	0-1	.000	0-1	.000	0	1	1	2.1	0	0	0	0	0	0	2.6
Totals			0 318:19	29-76	.382	6-30	.200	10-16	.625	23	36	59	2.1	43	22	21	3	11	74	2.6

Player Averages

Games Played	Minutes/game	Points/game	FG Pct	3FG Pct	FT Pct	Rebounds/game	Assists/game	Turnovers/game	Assist/Turnover ratio	Steals/game	Blocks/game
28	11.4	2.6	38.2	20.0	62.5	2.1	0.8	0.8	1.0	0.4	0.1

CAREER STATS

WILLIAMS, Quion

SEASON	TEAM	GP-GS	MIN/AVG	Field Goals		3-Point		F-Throws		Rebounds				Scoring						
				FG-FGA	FG%	3FG-3FGA	3FG%	FT-FTA	FT%	OFF	DEF	TOT	AVG	PF-FO	A	TO	BLK	STL	PTS	AVG
2022-23	OSU	28-0	318/11.4	29-76	.382	6-30	.200	10-16	.625	23	36	59	2.1	43-0	22	21	3	11	74	2.6
TOTAL		28-0	318/11.4	29-76	.382	6-30	.200	10-16	.625	23	36	59	2.1	43-0	22	21	3	11	74	2.6

CAREER GAME HIGHS / SUPERLATIVES

Points	11 vs Prairie View A&M, 11/27/22
Rebounds	7, 2X, last at WVU, 02/20/23
Field Goals	4, 2X, last at TCU, 02/18/23
Field Goals Att.	11 vs Texas Tech, 02/08/23
3-Point FG	2 vs Texas A&M-Corpus Christi, 12/20/22
3-Point FG Att.	5, 2X, last vs Texas Tech, 02/08/23
Free Throws Made	4 vs Prairie View A&M, 11/27/22
Free Throws Att.	5 vs Prairie View A&M, 11/27/22
Assists	3, 2X, last at TCU, 02/18/23
Steals	2, 2X, last vs Texas Tech, 02/08/23
Blocks	1, 3X, last vs Ole Miss, 01/28/23
Minutes	25:52 vs Prairie View A&M, 11/27/22

Miscellaneous

	Career
Games with 10+ points	2
Games with 20+ points	-
Games with 5+ rebounds	3
Games with 10+ rebounds	-
Games with 3+ assists	2
Games with 2+ steals	3
Games with 2+ blocks	-
Double-Doubles	-
Games led OSU in points	-
Games led OSU in rebounds	2
Games led OSU in assists	1
Games led OSU in steals	-
Games led OSU in blocks	1

PLAYER SPOTLIGHT

15 CARSON SAGER

Guard • 6-4 • 207 • Junior • Wichita Falls, Texas • Rider HS



- Saw action in four games for the Cowboys and recorded a bucket against UT Arlington on Nov. 9 – the opening game of the year.
- Recorded two minutes of work against Big 12 foe West Virginia on Feb. 12.
- Recorded the first points of his collegiate career from the free throw line in the 2021-22 season opener vs UT Arlington to a standing ovation from the home crowd at Gallagher-Iba Arena.
- Joined the Cowboys as a walk-on in the fall of 2020 and provided a strong practice presence for the entire season.
- Accompanied OSU during their postseason run in Kansas City and Indianapolis.
- Played a part in OSU's nine wins over AP Top-25 squads, the program's first Big 12 Championship title game appearance since 2005 and its first NCAA Tournament victory since 2009.
- Younger brother of former Cowboy Christien Sager, who played at OSU from 2011-15. Christien informed Carson that he made the OSU team as a walk-on in a viral online video.
- Named a first-team All-District selection for Rider High School in Wichita Falls, Texas.
- Helped lead Rider to a program-best 32-5 record and a spot in the Region I-5A Tournament for the second time in program history.
- Named one of 25 2020 Oil Bowl All-Stars, a prestigious all-star game in the North Texas area.
- MVP of the Fantasy of Lights Tournament in Wichita Falls.
- Academic All-State selection.
- Played AAU ball for Texas Impact.
- Earned valedictorian honors at Rider.
- Son of Charlie and Tacy Sager. His father played basketball at Utah State and Midwestern State.
- Also has a sister named Kelsie, who plays beach volleyball at Central Arkansas.

2022-23 GAME-BY-GAME STATS

#15 SAGER, Carson

Opponent	Date	GS	MIN	FG-FGA	PCT	3FG-3FGA	PCT	FT-FTA	PCT	OFF	DEF	TOT	AVG	PF	A	TO	BLK	STL	PTS	AVG
at Oakland	11/13/2022		01:18	0-0	.000	0-0	.000	0-0	.000	0	0	0	0.0	1	0	0	0	0	0	0.0
Tulsa	11/25/2022		01:37	0-0	.000	0-0	.000	0-0	.000	0	0	0	0.0	0	0	1	0	0	0	0.0
Prairie View	11/27/2022		01:24	0-0	.000	0-0	.000	0-0	.000	0	1	1	0.3	0	0	0	0	0	0	0.0
A&M-Corpus Christi	12/20/2022		01:19	0-0	.000	0-0	.000	0-0	.000	0	0	0	0.3	0	0	0	0	0	0	0.0
Oklahoma	01/18/2023		00:47	0-0	.000	0-0	.000	0-0	.000	0	0	0	0.2	0	0	0	0	0	0	0.0
at Oklahoma	02/01/2023		00:56	0-0	.000	0-0	.000	0-0	.000	0	0	0	0.2	0	0	1	0	0	0	0.0
Totals		0	07:21	0-0	.000	0-0	.000	0-0	.000	0	1	1	0.2	1	0	2	0	0	0	0.0

Player Averages

Games Played	Minutes/ game	Points/ game	FG Pct	3FG Pct	FT Pct	Rebounds/ game	Assists/ game	Turnovers/ game	Assist/Turnover ratio	Steals/ game	Blocks/ game
6	1.2	0.0	0.0	0.0	0.0	0.2	0.0	0.3	0.0	0.0	0.0

CAREER GAME HIGHS / SUPERLATIVES

Points	2 vs UT Arlington, 11/09/21
Rebounds	1, 2X, last vs Prairie View A&M, 11/27/22
Field Goals	-
Field Goals Att.	1 vs UT Arlington, 11/09/21
3-Point FG	-
3-Point FG Att.	-
Free Throws Made	2 vs UT Arlington, 11/09/21
Free Throws Att.	2 vs UT Arlington, 11/09/21
Assists	-
Steals	1 vs Col. of Charleston, 11/22/21
Blocks	-
Minutes	1:37 vs Tulsa, 11/25/22

Miscellaneous

Games with 10+ points	-
Games with 20+ points	-
Games with 5+ rebounds	-
Games with 10+ rebounds	-
Games with 3+ assists	-
Games with 2+ steals	-
Games with 2+ blocks	-
Double-Doubles	-
Games led OSU in points	-
Games led OSU in rebounds	-
Games led OSU in assists	-
Games led OSU in steals	-
Games led OSU in blocks	-

CAREER STATS

SAGER, Carson


		Field Goals								3-Point		FT-Throws		Rebounds			Scoring						
SEASON	TEAM	GP-GS	MIN	AVG	FG-FGA	FG%	3FG-3FGA	3FG%	FT-FTA	FT%	OFF	DEF	TOT	AVG	PF-FO	A	TO	BLK	STL	PTS	AVG		
2021-22	OSU	4-0	6/1.4	0-1	.000	0-0	.000	2-2	1.000	1	0	1	0.3	0-0	0	0	0	1	2	0.5			
2022-23	OSU	6-0	7/1.2	0-0	.000	0-0	.000	0-0	.000	0	1	1	0.2	1-0	0	2	0	0	0	0.0			
TOTAL		10-0	13/1.3	0-1	.000	0-0	.000	2-2	1.000	1	1	2	0.2	1-0	0	2	0	1	2	0.2			

PLAYER SPOTLIGHT

21 BROOKS MANZER

Guard • 6-3 • 290 • Sophomore • Edmond, Okla. • Edmond Memorial HS

- A valuable member of the team, providing energy and motivation off the bench.
- Three-year letter winner after missing most of senior year due to ACL surgery.
- Played on three-consecutive State Tournament teams, including a state-runners up finish in 2021.
- Also played baseball. Was a two-year letter winner and hit .337 for the Bulldogs during his senior season.
- Received the Bulldog Spirit Award for outstanding leadership during his senior year of high school.
- Has completed all requirements necessary to become an Eagle Scout.
- Born on Oct. 23, 2002.
- Son of Bryndon and Janie Manzer.
- Is the 13th member of his family to attend Oklahoma State.
- Father, Bryndon, played basketball at OSU for Eddie Sutton from 1992-94. Grandfather, Lee, taught Marketing at OSU for 43 years and has been the official scorer for Cowboy home games for more than 30 years.
- Plans to major in Applied Exercise Science.



2022-23 GAME-BY-GAME STATS

#21 MANZER, Brooks

Opponent	Date	GS	MIN	Total		3-Pointers		Free throws		Rebounds				PF	A	TO	BLK	STL	PTS	AVG
				FG-FGA	PCT	3FG-3FGA	PCT	FT-FTA	PCT	OFF	DEF	TOT	AVG							
at Oakland	11/13/2022		01:18	0-0	.000	0-0	.000	0-0	.000	0	0	0	0.0	0	1	0	0	0	0	0.0
Tulsa	11/25/2022		01:37	0-0	.000	0-0	.000	0-0	.000	0	0	0	0.0	0	0	0	0	0	0	0.0
Prairie View	11/27/2022		01:24	0-0	.000	0-0	.000	0-0	.000	0	1	1	0.3	0	0	0	0	0	0	0.0
Totals		0	04:19	0-0	.000	0-0	.000	0-0	.000	0	1	1	0.3	0	1	0	0	0	0	0.0

Player Averages

Games Played	Minutes/game	Points/game	FG Pct	3FG Pct	FT Pct	Rebounds/game	Assists/game	Turnovers/game	Assist/Turnover ratio	Steals/game	Blocks/game
3	1.4	0.0	0.0	0.0	0.0	0.3	0.3	0.0	1.0	0.0	0.0

CAREER GAME HIGHS / SUPERLATIVES

Points	-
Rebounds	1 vs Prairie View A&M, 11/27/22
Field Goals	-
Field Goals Att.	-
3-Point FG	-
3-Point FG Att.	-
Free Throws Made	-
Free Throws Att.	-
Assists	1 at Oakland, 11/13/22
Steals	-
Blocks	-
Minutes	1:37 vs Tulsa, 11/25/22

Miscellaneous

Games with 10+ points	-
Games with 20+ points	-
Games with 5+ rebounds	-
Games with 10+ rebounds	-
Games with 3+ assists	-
Games with 2+ steals	-
Games with 2+ blocks	-
Double-Doubles	-
Games led OSU in points	-
Games led OSU in rebounds	-
Games led OSU in assists	-
Games led OSU in steals	-
Games led OSU in blocks	-

CAREER STATS

MANZER, Brooks

MANZEN, BROOKS																					
			Field Goals			3-Point		F-Throws		Rebounds								Scoring			
SEASON	TEAM	GP-GS	MIN	AVG	FG-FGA	FG%	3FG-3FGA	3FG%	FT-FTA	FT%	OFF	DEF	TOT	AVG	PF-F	A	TO	BLK	STL	PTS	AVG
2022-23	OSU	3-0		4/1.4	0-0	.000	0-0	.000	0-0	.000	0	1	1	0.3	0-0	1	0	0	0	0	0.0
TOTAL		3-0		4/1.4	0-0	.000	0-0	.000	0-0	.000	0	1	1	0.3	0-0	1	0	0	0	0	0.0

PLAYER SPOTLIGHT

22 KALIB BOONE

Forward • 6-9 • 198 • Senior • Tulsa, Okla. • Memorial HS

- Saw action in 26 games for OSU while fighting through early injuries. Earned four starts on the year with 10.9 minutes per game.
- Posted a season-best 20 points in the win over NC State on Nov. 17. Followed it up with 13 points against College of Charleston on Nov. 22 and 11 points at ORU on Nov. 26.
- Had a key 12 points in the win over Oklahoma on Feb. 5.
- Finished with the second-most blocks in the Big 12.



2022-23 GAME-BY-GAME STATS

#22 BOONE, Kalib

Opponent	Date	GS	MIN	Total		3-Pointers		Free throws		Rebounds				PF	A	TO	BLK	STL	PTS	AVG	
				FG-FGA	PCT	3FG-3FGA	PCT	FT-FTA	PCT	OFF	DEF	TOT	AVG								
UT Arlington	11/07/2022	*	26:02	5-7	.714	0-0	.000	5-6	.833	4	4	8	8.0	4	2	1	2	0	15	15.0	
Southern Ill.	11/10/2022	*	28:07	1-3	.333	0-0	.000	0-0	.000	2	3	5	6.5	3	2	1	1	1	2	8.5	
at Oakland	11/13/2022	*	22:20	4-7	.571	0-0	.000	1-1	1.000	2	6	8	7.0	2	2	3	1	0	9	8.7	
vs UCF	11/18/2022	*	19:18	3-7	.429	0-0	.000	4-4	1.000	3	2	5	6.5	4	2	3	0	0	10	9.0	
vs DePaul	11/20/2022	*	24:29	7-11	.636	0-0	.000	3-3	1.000	4	1	5	6.2	5	3	3	0	2	17	10.6	
Tulsa	11/25/2022	*	17:41	3-7	.429	0-1	.000	3-3	1.000	3	1	4	5.8	0	1	2	0	0	9	10.3	
Prairie View	11/27/2022	*	16:22	2-5	.400	1-1	1.000	0-0	.000	2	1	3	5.4	1	2	3	1	0	5	9.6	
at UConn	12/01/2022	*	34:18	5-12	.417	0-0	.000	5-7	.714	5	3	8	5.8	2	0	2	1	1	15	10.3	
Sam Houston	12/06/2022	*	21:04	2-4	.500	0-1	.000	0-0	.000	3	0	3	5.4	1	2	2	0	1	4	9.6	
vs Virginia Tech	12/11/2022	*	27:13	6-10	.600	0-0	.000	3-4	.750	3	4	7	5.6	3	0	2	4	1	15	10.1	
vs Wichita St.	12/17/2022	*	28:48	2-5	.400	0-0	.000	2-4	.500	2	3	5	5.5	2	1	2	0	0	6	9.7	
A&M-Corpus Christi	12/20/2022	*	13:26	2-3	.667	0-1	.000	3-3	1.000	1	2	3	5.3	2	1	1	1	0	7	9.5	
at Kansas	12/31/2022	*	22:12	1-4	.250	0-0	.000	0-0	.000	2	5	7	5.5	1	2	1	1	0	2	8.9	
West Virginia	01/02/2023	*	27:13	5-6	.833	0-0	.000	0-0	.000	1	5	6	5.5	3	0	1	0	0	10	9.0	
Texas	01/07/2023	*	34:13	6-9	.667	0-1	.000	4-4	1.000	4	6	10	5.8	3	1	3	6	1	16	9.5	
at Kansas St.	01/10/2023	*	29:25	9-15	.600	0-0	.000	5-6	.833	2	1	3	5.6	2	1	5	2	2	23	10.3	
at Baylor	01/14/2023	*	17:48	3-4	.750	0-0	.000	2-3	.667	2	1	3	5.5	4	0	1	1	0	8	10.2	
Oklahoma	01/18/2023	*	25:30	7-11	.636	0-0	.000	1-2	.500	2	5	7	5.6	2	0	2	5	1	15	10.4	
Iowa St.	01/21/2023	*	18:18	4-9	.444	0-0	.000	5-6	.833	1	1	2	5.4	1	1	0	0	1	13	10.6	
at Texas	01/24/2023	*	24:50	8-9	.889	0-0	.000	2-2	1.000	2	2	4	5.3	3	0	2	2	0	18	11.0	
Ole Miss	01/28/2023	*	21:39	6-6	1.000	0-0	.000	6-8	.750	1	3	4	5.2	2	1	1	1	1	18	11.3	
at Oklahoma	02/01/2023	*	17:04	8-10	.800	0-0	.000	2-2	1.000	3	1	4	5.2	2	1	2	1	0	18	11.6	
TCU	02/04/2023	*	27:55	11-15	.733	0-0	.000	3-6	.500	2	4	6	5.2	1	2	1	0	2	25	12.2	
Texas Tech	02/08/2023	*	23:15	2-6	.333	0-1	.000	5-8	.625	2	7	9	5.4	2	2	0	0	1	9	12.0	
at Iowa St.	02/11/2023	*	25:16	3-5	.600	0-0	.000	2-2	1.000	2	6	8	5.5	3	3	2	2	1	8	11.9	
Kansas	02/14/2023	*	31:03	10-15	.667	0-0	.000	7-12	.583	5	4	9	5.6	2	1	1	0	1	27	12.5	
at TCU	02/18/2023	*	09:26	1-2	.500	0-0	.000	1-2	.500	0	0	0	5.4	3	0	2	0	0	3	12.1	
at West Virginia	02/20/2023	*	06:23	2-2	1.000	0-0	.000	0-0	.000	0	0	0	5.2	5	0	3	0	0	4	11.8	
Kansas St.	02/25/2023	*	27:05	7-11	.636	0-0	.000	4-5	.800	1	2	3	5.1	3	1	2	3	1	18	12.0	
Totals			29	667:44	135-220	.614	1-7	.143	78-103	.757	66	83	149	5.1	71	34	54	35	18	349	12.0

Player Averages

Games Played	Minutes/game	Points/game	FG Pct	3FG Pct	FT Pct	Rebounds/game	Assists/game	Turnovers/game	Assist/Turnover ratio	Steals/game	Blocks/game
29	23.0	12.0	61.4	14.3	75.7	5.1	1.2	1.9	0.6	0.6	1.2

CAREER GAME HIGHS / SUPERLATIVES

Points	27 vs Kansas, 02/14/23
Rebounds	15 vs Texas, 02/06/21
Field Goals	11 vs TCU, 02/04/23
Field Goals Att.	15, 4X, last vs Kansas, 02/14/23
3-Point FG	1 vs Prairie View A&M, 11/27/22
3-Point FG Att.	1, 7X, last vs Texas Tech, 02/08/23
Free Throws Made	12 vs vs Texas Tech, 02/15/20
Free Throws Att.	14 vs vs Texas Tech, 02/15/20
Assists	3, 3X, last vs DePaul, 11/20/22
Steals	4 vs Oakland, 12/05/20
Blocks	6, 3X, last vs Texas, 01/07/23
Minutes	40:55 vs Texas, 02/06/21

Miscellaneous

	Career
Games with 10+ points	37
Games with 20+ points	6
Games with 5+ rebounds	41
Games with 10+ rebounds	4
Games with 3+ assists	4
Games with 2+ steals	7
Games with 2+ blocks	30
Double-Doubles	3
Games led OSU in points	16
Games led OSU in rebounds	18
Games led OSU in assists	3
Games led OSU in steals	15
Games led OSU in blocks	43

CAREER STATS

BOONE, Kalib

Field Goals															3-Point			F-Throws			Rebounds				Scoring						
SEASON/TEAM	GP-GS	MIN/AVG	FG-FGA	FG%	3FG-3FGA	3FG%	FT-FTA	FT%	OFF	DEF	TOT	AVG	PF-FO	A	TO	BLK	STL	PTS	AVG												
2019-20 OSU	31-4	363/11.7	56-102	.549	0-0	.000	35-48	.729	41	53	94	3.0	53-1	13	22	23	7	147	4.7												
2020-21 OSU	30-24	619/20.6	113-176	.642	0-0	.000	56-86	.651	51	110	161	5.4	74-3	24	56	49	19	282	9.4												
2021-22 OSU	26-4	284/10.9	59-104	.567	0-1	.000	32-46	.696	28	34	62	2.4	39-0	12	32	33	11	150	5.8												
2022-23 OSU	29-29	668/23.0	135-220	.614	1-7	.143	78-103	.757	66	83	149	5.1	71-2	34	54	35	18	349	12.0												
TOTAL	116-61	1933/16.7	363-602	.603	1-8	.125	201-283	.710	186	280	466	4.0	237-6	83	164	140	55	928	8.0												

PLAYER SPOTLIGHT

23 TYREEK SMITH

Forward • 6-9 • 217 • Redshirt Junior • Baton Rouge, La. • Texas Tech/Trinity Christian HS



- Was a key member of the rotation off the bench, as he was the defender with the key block on the final shot of the game to help the Cowboys upset No. 12 Texas Tech at home to finish the season.
- Doing whatever was needed of him, saw action in 30 games with seven starts. He averaged 11.9 minutes per contest with 3.5 points, 2.8 rebounds and 0.6 blocks.
- Started the final seven games of the season as OSU went 4-3 during the stretch.
- Had a season-best 10 points in the win over NC State on Nov. 17.
- Had a season-high eight rebounds on Jan. 15 to help the Cowboys take down No. 1 Baylor on the road, marking the first time in program history OSU had defeated the top-ranked team in the country on the road.
- Proving to be a force in the paint, had five games in which he recorded two blocks.

2022-23 GAME-BY-GAME STATS

#23 SMITH, Tyreek

Opponent	Date	GS	MIN	Total		3-Pointers		Free throws		Rebounds		PF	A	TO	BLK	STL	PTS	AVG			
				FG-FGA	PCT	3FG-3FGA	PCT	FT-FTA	PCT	OFF	DEF								TOT	AVG	
UT Arlington	11/07/2022		12:22	3-5	.600	0-1	.000	0-0	.000	2	1	3	3.0	1	0	0	0	6	6.0		
Southern Ill.	11/10/2022		14:19	1-2	.500	0-0	.000	0-0	.000	0	2	2	2.5	0	1	1	0	1	2	4.0	
at Oakland	11/13/2022		15:14	3-3	1.000	0-0	.000	2-2	1.000	1	2	3	2.7	2	1	0	0	1	8	5.3	
vs UCF	11/18/2022		14:22	2-6	.333	0-1	.000	0-0	.000	2	2	4	3.0	1	0	0	1	1	4	4.0	
vs DePaul	11/20/2022		18:08	4-5	.800	0-0	.000	3-6	.500	3	4	7	3.8	0	2	1	1	11	6.2		
Tulsa	11/25/2022		13:50	5-5	1.000	0-0	.000	0-2	.000	2	5	7	4.3	0	1	0	0	10	6.8		
Prairie View	11/27/2022		15:40	4-4	1.000	0-0	.000	0-0	.000	1	3	4	4.3	2	0	1	1	0	8	7.0	
at UConn	12/01/2022		18:12	3-4	.750	0-0	.000	1-2	.500	1	2	3	4.1	2	0	1	1	0	7	7.0	
Sam Houston	12/06/2022		21:10	4-5	.800	1-2	.500	1-2	.500	3	2	5	4.2	0	0	1	0	0	10	7.3	
vs Virginia Tech	12/11/2022		15:41	1-4	.250	0-0	.000	0-0	.000	1	2	3	4.1	1	0	0	1	0	2	6.8	
vs Wichita St.	12/17/2022		15:20	3-3	1.000	0-0	.000	1-1	1.000	0	2	2	3.9	2	1	1	1	0	7	6.8	
A&M-Corpus Christi	12/20/2022		18:44	4-4	1.000	0-0	.000	4-4	1.000	1	2	3	3.8	0	0	0	0	0	12	7.3	
at Kansas	12/31/2022		16:09	2-2	1.000	0-0	.000	0-1	.000	1	1	2	3.7	1	1	0	1	0	4	7.0	
West Virginia	01/02/2023		26:34	0-0	.000	0-0	.000	4-4	1.000	2	4	6	3.9	3	0	1	2	0	4	6.8	
Texas	01/07/2023	*	23:09	0-2	.000	0-0	.000	0-0	.000	1	1	2	3.7	3	0	2	3	1	0	6.3	
at Kansas St.	01/10/2023	*	23:53	1-3	.333	0-0	.000	0-0	.000	3	4	7	3.9	1	0	1	3	2	2	6.1	
at Baylor	01/14/2023	*	28:12	2-4	.500	0-0	.000	0-0	.000	3	2	5	4.0	2	1	1	1	0	4	5.9	
Oklahoma	01/18/2023		11:34	0-4	.000	0-0	.000	0-0	.000	3	0	3	3.9	1	1	1	1	1	0	5.6	
Iowa St.	01/21/2023		07:17	0-0	.000	0-0	.000	0-4	.000	0	3	3	3.9	0	0	0	2	0	0	5.3	
at Texas	01/24/2023		13:40	0-2	.000	0-0	.000	4-4	1.000	3	1	4	3.9	2	0	2	2	1	4	5.3	
Ole Miss	01/28/2023		10:49	1-2	.500	0-0	.000	2-2	1.000	0	3	3	3.9	0	0	0	1	0	4	5.2	
at Oklahoma	02/01/2023		03:44	0-0	.000	0-0	.000	0-0	.000	0	0	0	3.7	0	0	0	1	0	0	5.0	
TCU	02/04/2023		05:15	1-1	1.000	0-0	.000	1-1	1.000	1	1	2	3.6	1	0	1	0	0	3	4.9	
Texas Tech	02/08/2023		11:01	0-1	.000	0-1	.000	0-0	.000	0	0	0	3.5	1	0	0	0	0	0	4.7	
at Iowa St.	02/11/2023		03:57	0-0	.000	0-0	.000	0-0	.000	0	1	1	3.4	3	0	1	1	0	0	4.5	
Kansas	02/14/2023		05:21	0-0	.000	0-0	.000	1-2	.500	0	0	0	3.2	2	0	0	1	0	1	4.3	
at TCU	02/18/2023		10:53	3-3	1.000	0-0	.000	1-2	.500	2	1	3	3.2	0	1	0	0	0	7	4.4	
at West Virginia	02/20/2023		15:12	1-4	.250	0-0	.000	7-11	.636	3	1	4	3.3	1	0	0	2	1	9	4.6	
Kansas St.	02/25/2023		04:01	1-1	1.000	0-0	.000	4-5	.800	0	2	2	3.2	0	0	0	1	0	6	4.7	
Totals			3	413:43	49-79	.620	1-5	.200	36-55	.655	39	54	93	3.2	32	8	17	28	10	135	4.7

Player Averages

Games Played	Minutes/game	Points/game	FG Pct	3FG Pct	FT Pct	Rebounds/game	Assists/game	Turnovers/game	Assist/Turnover ratio	Steals/game	Blocks/game
29	14.3	4.7	62.0	20.0	65.5	3.2	0.3	0.6	0.5	0.3	1.0

CAREER STATS

SMITH, Tyreek

SEASON	TEAM	GP-GS	MIN/AVG	Field Goals FG-FGA	FG%	3-Point 3FG-3FGA	3FG%	F-Throws FT-FTA	FT%	Rebounds OFF DEF TOT AVG	PF-FO	A	TO	BLK	STL	PTS	AVG
2020-21	TTU	29-0	244/8.4	28-46	.609	3-8	.375	17-28	.607	21 50 71 2.4	21-0	6	5	21	2	76	2.6
2021-22	OSU	30-7	358/11.9	42-65	.646	0-4	.000	21-36	.583	36 47 83 2.8	28-0	11	17	19	7	105	3.5
2022-23	OSU	29-3	414/14.3	49-79	.620	1-5	.200	36-55	.655	39 54 93 3.2	32-0	8	17	28	10	135	4.7
TOTAL FOR OSU		59-10	772/13.1	91-144	.632	1-9	.111	57-91	.626	75 101 176 3.0	60-0	19	34	47	17	240	4.1
TOTAL		88-10	1016/11.5	119-190	.626	4-17	.235	74-119	.622	96 151 247 2.8	81-0	25	39	68	19	316	3.6

CAREER GAME HIGHS / SUPERLATIVES

Points	12 vs Texas A&M-Corpus Christi, 12/20/22
Rebounds	8, 2X, last at Baylor, 01/15/22
Field Goals	5, 2X, last vs Tulsa, 11/25/22
Field Goals Att.	7 vs NC State, 11/17/21
3-Point FG	1, 4X, last vs Sam Houston, 12/06/22
3-Point FG Att.	2 vs Sam Houston, 12/06/22
Free Throws Made	7 at WVU, 02/20/23
Free Throws Att.	11 at WVU, 02/20/23
Assists	2, 2X, last at Baylor, 01/15/22
Steals	2, 2X, last at Kansas State, 01/10/23
Blocks	3, 4X, last at Kansas State, 01/10/23
Minutes	28:12 at Baylor, 01/14/23

Miscellaneous

Games with 10+ points	5
Games with 20+ points	-
Games with 5+ rebounds	13
Games with 10+ rebounds	-
Games with 3+ assists	-
Games with 2+ steals	2
Games with 2+ blocks	14
Double-Doubles	-
Games led OSU in points	-
Games led OSU in rebounds	5
Games led OSU in assists	-
Games led OSU in steals	2
Games led OSU in blocks	12

PLAYER SPOTLIGHT

25 BERNARD KOUMA

Forward • 6-10 • 240 • Senior • South Plains College / Our Saviour Lutheran HS [NY]

(Pronounced: COO-muh)

- Always a positive mind around the Cowboy program, Bernard Kouma saw action in six games.
- Was vital to team moral, on and off the court, with positive energy each day of the year.
- Record a season-best three points in the opening-day victory over UT-Arlington on Nov. 9.



2022-23 GAME-BY-GAME STATS

#25 KOUMA, Bernard

Opponent	Date	GS	MIN	Total FG-FGA	PCT	3FG-3FGA	PCT	Free throws FT-FTA	PCT	Rebounds OFF DEF TOT AVG	PF	A	TO	BLK	STL	PTS	AVG
Tulsa	11/25/2022		01:37	0-0	.000	0-0	.000	0-0	.000	0 0 0 0.0	0	0	0	0	0	0	0.0
Prairie View	11/27/2022		01:24	0-1	.000	0-0	.000	0-2	.000	0 0 0 0.0	0	0	0	1	0	0	0.0
A&M-Corpus Christi	12/20/2022		03:43	0-1	.000	0-0	.000	0-0	.000	0 1 1 0.3	1	0	0	0	0	0	0.0
West Virginia	01/02/2023		02:28	0-0	.000	0-0	.000	0-0	.000	0 0 0 0.3	0	0	0	0	0	0	0.0
Texas	01/07/2023		01:48	0-0	.000	0-0	.000	0-0	.000	0 1 1 0.4	1	0	0	0	0	0	0.0
at Kansas St.	01/10/2023		04:05	1-2	.500	0-0	.000	0-0	.000	1 1 2 0.7	1	0	1	0	1	2	0.3
at Baylor	01/14/2023		02:05	0-0	.000	0-0	.000	0-0	.000	0 0 0 0.6	0	0	0	0	0	0	0.3
Oklahoma	01/18/2023		00:47	0-0	.000	0-0	.000	0-0	.000	0 0 0 0.5	0	0	0	0	0	0	0.3
at Oklahoma	02/01/2023		00:56	0-0	.000	0-0	.000	0-0	.000	0 0 0 0.4	1	0	0	0	0	0	0.2
Totals		0	18:53	1-4	.250	0-0	.000	0-2	.000	1 3 4 0.4	4	0	1	2	1	2	0.2

Player Averages

Games Played	Minutes/game	Points/game	FG Pct	3FG Pct	FT Pct	Rebounds/game	Assists/game	Turnovers/game	Assist/Turnover ratio	Steals/game	Blocks/game
9	2.1	0.2	25.0	0.0	0.0	0.4	0.0	0.1	0.0	0.1	0.2

CAREER GAME HIGHS / SUPERLATIVES

Points	6 at West Virginia, 03/06/21
Rebounds	10 at West Virginia, 03/06/21
Field Goals	3 at West Virginia, 03/06/21
Field Goals Att.	7 at West Virginia, 03/06/21
3-Point FG	-
3-Point FG Att.	-
Free Throws Made	2, 2X, last vs Oregon State, 03/21/21
Free Throws Att.	2, 5X, last vs Prairie View A&M, 11/27/22
Assists	2 vs Oakland, 12/05/20
Steals	1 at Kansas State, 01/10/23
Blocks	1, 5X, last vs Prairie View A&M, 11/27/22
Minutes	21:18 at West Virginia, 03/06/21

Miscellaneous

Miscellaneous	Career
Games with 10+ points	-
Games with 20+ points	-
Games with 5+ rebounds	1
Games with 10+ rebounds	1
Games with 3+ assists	-
Games with 2+ steals	-
Games with 2+ blocks	-
Double-Doubles	-
Games led OSU in points	-
Games led OSU in rebounds	1
Games led OSU in assists	-
Games led OSU in steals	-
Games led OSU in blocks	2

CAREER STATS

KOUMA, Bernard

SEASON	TEAM	GP-GS	MIN	AVG	Field Goals FG-FGA	FG%	3-Point 3FG-3FGA	3FG%	F-Throws FT-FTA	FT%	Rebounds OFF DEF TOT AVG	PF-FO	A	TO	BLK	STL	PTS	AVG
2020-21	OSU	26-2	177	6.8	16-26	.615	0-0	.000	6-7	.857	20 16 36 1.4	30-1	2	10	3	0	38	1.5
2021-22	OSU	6-0	12/2.0	3-4	.750	0-0	.000	1-2	.500	1	1 2 0.3	3-0	0	3	0	0	7	1.2
2022-23	OSU	9-0	19/2.1	1-4	.250	0-0	.000	0-2	.000	1	3 4 0.4	4-0	0	1	2	1	2	0.2
TOTAL		41-2	208/5.1	20-34	.588	0-0	.000	7-11	.636	22	20 42 1.0	37-1	2	14	5	1	47	1.1

PLAYER SPOTLIGHT

33 MOUSSA CISSE

Forward • 7-1 • 216 • Junior • Conakry, Guinea • Memphis

(pronounced: MOO-suh SEE-say)

- For his efforts throughout the year, named the 2022 Big 12 Defensive Player of the Year
- Started 26 of OSU's 30 games and saw action in 29 while averaging 20 minutes per contest. Posted 7.2 points per game with 6.5 rebounds, 1.86 blocks and 0.3 assists.
- Led the Big 12 in blocked shots.
- Earned the opening day start against UT Arlington on Nov. 9 and quickly showed the impact he would make as he played 17 minutes with 17 points and 10 rebounds with two blocked shots and a steal.
- Posted his second double-double of the season on Nov. 16 against UMass Lowell thanks to a 12 point and 11-rebound night.
- First Big 12 double-double came on Feb. 12 against West Virginia. There he finished with 18 points and 10 rebounds.
- Posted two-straight double-doubles in a stretch of games against Baylor and Oklahoma in late February.
- Had a season-best six blocks in the win over College of Charleston on Nov. 22. Recorded five against Baylor on Feb. 21 and Texas Tech on March 5.
- Recorded eight games with 10 or more rebounds on his way to five double-doubles.



2022-23 GAME-BY-GAME STATS

#33 CISSE, Moussa

Opponent	Date	GS	MIN	FG-FGA	PCT	3FG-3FGA	PCT	FT-FTA	PCT	OFF	DEF	TOT	AVG	PF	A	TO	BLK	STL	PTS	AVG
UT Arlington	11/07/2022	*	22:56	2-3	.667	0-0	.000	1-2	.500	1	4	5	5.0	3	2	3	4	2	5	5.0
Southern Ill.	11/10/2022	*	30:20	5-10	.500	0-0	.000	1-4	.250	5	10	15	10.0	1	0	3	3	0	11	8.0
at Oakland	11/13/2022	*	23:15	5-9	.556	0-0	.000	1-2	.500	2	8	10	10.0	2	0	1	3	0	11	9.0
vs UCF	11/18/2022	*	37:42	6-9	.667	0-0	.000	2-4	.500	8	6	14	11.0	4	2	3	6	2	14	10.3
vs DePaul	11/20/2022	*	17:11	2-3	.667	0-0	.000	0-2	.000	4	7	11	11.0	4	0	1	2	0	4	9.0
Tulsa	11/25/2022	*	24:26	6-7	.857	0-0	.000	0-2	.000	2	6	8	10.5	0	1	1	3	0	12	9.5
Prairie View	11/27/2022	*	22:56	6-9	.667	0-0	.000	1-3	.333	5	6	11	10.6	1	0	0	4	0	13	10.0
at UConn	12/01/2022	*	15:50	0-2	.000	0-0	.000	0-0	.000	2	8	10	10.5	5	0	2	1	0	0	8.8
Sam Houston	12/06/2022	*	34:55	2-5	.400	0-0	.000	2-3	.667	2	11	13	10.8	3	0	2	4	1	6	8.4
vs Virginia Tech	12/11/2022	*	29:30	3-5	.600	0-0	.000	6-9	.667	1	6	7	10.4	4	1	2	1	0	12	8.8
vs Wichita St.	12/17/2022	*	28:36	1-2	.500	0-0	.000	1-2	.500	3	9	12	10.5	1	0	2	3	0	3	8.3
A&M-Corpus Christi	12/20/2022	*	30:29	6-9	.667	0-0	.000	0-2	.000	1	13	14	10.8	2	1	2	1	1	12	8.6
at Kansas	12/31/2022	*	24:51	2-5	.400	0-0	.000	0-1	.000	3	3	6	10.5	1	2	0	2	1	4	8.2
West Virginia	01/02/2023	*	10:32	3-5	.600	0-0	.000	0-0	.000	0	3	3	9.9	2	0	0	1	1	6	8.1
Oklahoma	01/18/2023		02:09	0-0	.000	0-0	.000	0-0	.000	0	1	1	9.3	0	0	0	0	0	0	7.5
Iowa St.	01/21/2023		14:07	0-0	.000	0-0	.000	0-0	.000	0	3	3	8.9	1	0	0	1	1	0	7.1
Ole Miss	01/28/2023		07:32	0-2	.000	0-0	.000	1-2	.500	2	2	4	8.6	0	1	0	1	0	1	6.7
at Oklahoma	02/01/2023		18:16	8-10	.800	0-0	.000	2-2	1.000	3	2	5	8.4	1	1	1	1	0	18	7.3
TCU	02/04/2023		21:16	3-6	.500	0-0	.000	0-1	.000	1	5	6	8.3	3	1	1	2	0	6	7.3
Texas Tech	02/08/2023		19:37	1-4	.250	0-0	.000	3-3	1.000	2	4	6	8.2	2	0	1	1	0	5	7.2
at Iowa St.	02/11/2023		23:27	2-4	.500	0-0	.000	0-5	.000	1	7	8	8.2	3	0	2	2	0	4	7.0
Kansas	02/14/2023		24:55	2-7	.286	0-0	.000	0-0	.000	4	7	11	8.3	2	0	1	1	0	4	6.9
at TCU	02/18/2023		19:41	0-1	.000	0-0	.000	2-6	.333	0	4	4	8.1	2	0	1	2	1	2	6.7
at West Virginia	02/20/2023		20:46	3-4	.750	0-0	.000	2-5	.400	3	4	7	8.1	1	1	1	1	0	8	6.7
Kansas St.	02/25/2023		15:15	1-2	.500	0-0	.000	0-0	.000	1	3	4	7.9	1	0	2	0	0	2	6.5
Totals			14	540:29	69-123	.561	0-0	.000	25-60	.417	56	142	198	7.9	49	13	32	50	163	6.5

Player Averages

Games Played	Minutes/game	Points/game	FG Pct	3FG Pct	FT Pct	Rebounds/game	Assists/game	Turnovers/game	Assist/Turnover ratio	Steals/game	Blocks/game
25	21.6	6.5	56.1	0.0	41.7	7.9	0.5	1.3	0.4	0.4	2.0

CAREER GAME HIGHS / SUPERLATIVES

Points	18, 2X, last at Oklahoma, 02/01/23
Rebounds	15 vs Southern Illinois, 11/10/22
Field Goals	8, 2X, last at Oklahoma, 02/01/23
Field Goals Att.	13 vs East Carolina, 01/24/21
3-Point FG	-
3-Point FG Att.	1 at South Florida, 03/02/21
Free Throws Made	6 vs Virginia Tech, 12/11/22
Free Throws Att.	9 vs Virginia Tech, 12/11/22
Assists	2, 3X, last at Kansas, 12/31/22
Steals	2, 2X, last vs UCF, 11/18/22
Blocks	6, 2X, last vs UCF, 11/18/22
Minutes	37:42 vs UCF, 11/18/22

Miscellaneous

Career	
Games with 10+ points	23
Games with 20+ points	-
Games with 5+ rebounds	59
Games with 10+ rebounds	23
Games with 3+ assists	-
Games with 2+ steals	2
Games with 2+ blocks	38
Double-Doubles	11
Games led OSU in points	4
Games led OSU in rebounds	28
Games led OSU in assists	-
Games led OSU in steals	4
Games led OSU in blocks	37

CAREER STATS

CISSE, Moussa

SEASON	TEAM	GP-GS	MIN/AVG	FG-FGA	FG%	3FG-3FGA	3FG%	FT-FTA	FT%	OFF	DEF	TOT	AVG	PF-FO	A	TO	BLK	STL	PTS	AVG
2020-21	Mem	28-28	519/18.5	80-145	.552	0-1	.000	24-74	.324	63	113	176	6.3	66-2	13	44	46	8	184	6.6
2021-22	OSU	29-26	580/20.0	80-143	.559	0-0	.000	50-89	.562	77	112	189	6.5	65-1	10	38	54	12	210	7.2
2022-23	OSU	25-14	540/21.6	69-123	.561	0-0	.000	25-60	.417	56	142	198	7.9	49-1	13	32	50	10	163	6.5
TOTAL FOR OSU		54-40	1121/20.8	149-266	.560	0-0	.000	75-149	.503	133	254	387	7.2	114-2	23	70	104	22	373	6.9
TOTAL		82-68	1640/20.0	229-411	.557	0-1	.000	99-223	.444	196	367	563	6.9	180-4	36	114	150	30	557	6.8

PLAYER SPOTLIGHT

35 WESTON CHURCH

Guard • 6-3 • 180 • Junior • Fairview, Okla. • Fairview HS



- With positive energy on and off the court, Weston Church impacted the Cowboy program each day with his positivity and work ethic.
- Saw action in four games for the Cowboys, including checking in against Big 12 foe West Virginia on Feb. 12.
- Recorded his first bucket in a Cowboy uniform in the final seconds of the 2021-22 season opener against UT Arlington to a standing ovation from the home crowd at Gallagher-Iba Arena.
- Joined the Cowboys as a walk-on in the fall of 2020 and provided a strong practice presence.
- Key cog in OSU's nine wins over AP Top-25 squads, the program's first Big 12 Championship title game appearance since 2005 and its first NCAA Tournament victory since 2009.
- The Enid News named Church to their All-Northwest Oklahoma First Team following the 2020 season.
- Averaged 24.7 points and 5.0 rebounds per game as a senior.
- Earned a spot on the Oklahoma Basketball Coaches Association All-District 1 Team and was named an All-Great Plains Conference selection.
- Named to the OCA Small West 2A All-Star Team.
- Named the valedictorian of his graduating class at Fairview.
- President of his school's Future Farmers of America chapter, and also served as Fairview's student council treasurer and was an active member of the school's National Honors Society and Fellowship of Christian Athletes groups.
- Born on March 15, 2002.
- Son of Scott and Natalie Church.
- Has one brother, Will.

2022-23 GAME-BY-GAME STATS

#35 CHURCH, Weston

Opponent	Date	GS	MIN	Total		3-Pointers		Free throws		Rebounds				PF A TO BLK STL PTS AVG					
				FG-FGA	PCT	3FG-3FGA	PCT	FT-FTA	PCT	OFF	DEF	TOT	AVG	A	TO	BLK	STL	PTS	AVG
at Oakland	11/13/2022		01:18	1-1	1.000	1-1	1.000	0-0	.000	0	0	0	0.0	0	0	0	0	3	3.0
Tulsa	11/25/2022		01:37	0-0	.000	0-0	.000	0-0	.000	0	1	1	0.5	0	0	0	0	0	1.5
Prairie View	11/27/2022		01:24	0-0	.000	0-0	.000	0-0	.000	0	0	0	0.3	0	0	0	0	0	1.0
A&M-Corpus Christi	12/20/2022		01:19	0-0	.000	0-0	.000	0-0	.000	0	0	0	0.3	0	0	0	0	0	0.8
Oklahoma	01/18/2023		00:47	0-0	.000	0-0	.000	0-0	.000	0	0	0	0.2	0	0	0	0	0	0.6
at Oklahoma	02/01/2023		00:56	0-0	.000	0-0	.000	0-0	.000	0	0	0	0.2	0	0	0	0	0	0.5
Totals		0	07:21	1-1	1.000	1-1	1.000	0-0	.000	0	1	1	0.2	0	0	0	0	3	0.5

Player Averages

Games Played	Minutes/game	Points/game	FG Pct	3FG Pct	FT Pct	Rebounds/game	Assists/game	Turnovers/game	Assist/Turnover ratio	Steals/game	Blocks/game
6	1.2	0.5	100.0	100.0	0.0	0.2	0.0	0.0	0.0	0.0	0.0

CAREER GAME HIGHS / SUPERLATIVES

Points	3 at Oakland, 11/13/22
Rebounds	1 vs Tulsa, 11/25/22
Field Goals	1, 2X, last at Oakland, 11/13/22
Field Goals Att.	2 vs UT Arlington, 11/09/21
3-Point FG	1 at Oakland, 11/13/22
3-Point FG Att.	1 at Oakland, 11/13/22
Free Throws Made	-
Free Throws Att.	-
Assists	-
Steals	1 vs West Virginia, 02/12/22
Blocks	-
Minutes	1:37 vs Tulsa, 11/25/22

Miscellaneous

Games with 10+ points	-
Games with 20+ points	-
Games with 5+ rebounds	-
Games with 10+ rebounds	-
Games with 3+ assists	-
Games with 2+ steals	-
Games with 2+ blocks	-
Double-Doubles	-
Games led OSU in points	-
Games led OSU in rebounds	-
Games led OSU in assists	-
Games led OSU in steals	1
Games led OSU in blocks	-

CAREER STATS

CHURCH, Weston

Sherron, Weston																					
		Field Goals				3-Point		F-Throws		Rebounds				Scoring							
SEASON	TEAM	GP-GS	MIN	AVG	FG-FGA	FG%	3FG-3FGA	3FG%	FT-FTA	FT%	OFF	DEF	TOT	AVG	PF-FO	A	TO	BLK	STL	PTS	AVG
2021-22	OSU	4-0	6/1.4	1-3	.333	0-0	.000		0-0	.000	1	0	1	0.3	1-0	0	1	0	1	2	0.5
2022-23	OSU	6-0	7/1.2	1-1	1.000	1-1	1.000	0-0	.000		0	1	1	0.2	0-0	0	0	0	0	3	0.5
TOTAL		10-0	13/1.3	2-4	.500	1-1	1.000	0-0	.000		1	1	2	0.2	1-0	0	1	0	1	5	0.5

PLAYER SPOTLIGHT

51 JOHN-MICHAEL WRIGHT

Guard • 6-1 • 190 • Senior • Fayetteville, N.C. • High Point/Fayetteville Academy



- In the 2021-22 season, his junior year of eligibility, he played and started in all 32 games for High Point while averaging 34.9 minutes per contest. He shot .410 from the field and .363 from behind the arc as he averaged 18.4 points, 4.4 rebounds 3.4 assists.
- He finished the year with the eight-best assist-turnover ratio in the Big South, the ninth-best field goal percentage, had the second-most free throw attempts (third-most made), led the conference in scoring average and had the eighth-most assists.
- Thanks to his play, he earned NABC District 3 First Team honors.
- For the season-straight season, was named to the All-Big South First Team in 2022.
- Wright entered the season outside the top-10 for scoring on HPU's D1 scoring leaders list but finished it in fourth with 1,464.
- A true scoring threat each time he took the court, was named to the All-Big South First Team his sophomore season.
- That year he was also selected as the Big South Player of the Week on Nov. 30.
- During the standout season, he led the Panthers in scoring (20.1 ppg), three pointers made (48), and free throw percentage (.779).
- He scored a season high 29 points on two separate occasions his sophomore year. At Davidson (Nov. 25) and against Winthrop (Feb. 19) and started all 22 games that he played in.
- Scored in double digits 21 times during that season and totaled 14 games with 20 or more points.
- Recorded his first double-double of the season against Winthrop with 27 points and 10 rebounds on Feb. 18, 2021, and earned his second against USC Upstate with 24 points and 10 rebounds on Feb. 27.
- As a freshman, he was named to the Big South All-Freshman Team and earned honorable mention All-Big South Conference honors.
- That year, he led the team in scoring (14.2 ppg), three-pointers made (60), and minutes per game (32.5).
- The conference quickly took notice of the freshman as he was a five-time Big South Freshman of the Week honoree (Nov. 11, Nov. 25, Dec. 16, Jan. 27, Mar. 2).
- During that first year, he scored in double-digits 23 times throughout the season and notably scored career-high 31 points against Gardner-Webb on Jan. 23.

2022-23 GAME-BY-GAME STATS

#51 WRIGHT, John-Michael

Opponent	Date	GS	MIN	Total		3-Pointers		Free throws		Rebounds				PF	A	TO	BLK	STL	PTS	AVG	
				FG-FGA	PCT	3FG-3FGA	PCT	FT-FTA	PCT	OFF	DEF	TOT	AVG								
UT Arlington	11/07/2022	*	22:55	4-8	.500	3-5	.600	3-3	1.000	1	2	3	3.0	1	1	2	0	1	14	14.0	
Southern Ill.	11/10/2022	*	30:59	1-6	.167	0-3	.000	2-2	1.000	1	4	5	4.0	1	2	3	0	0	4	9.0	
at Oakland	11/13/2022	*	28:50	6-10	.600	4-7	.571	0-0	.000	0	3	3	3.7	1	4	0	0	1	16	11.3	
vs UCF	11/18/2022	*	41:09	1-9	.111	0-5	.000	4-4	1.000	0	3	3	3.5	1	0	1	0	1	6	10.0	
vs DePaul	11/20/2022	*	34:22	5-14	.357	0-4	.000	4-4	1.000	0	4	4	3.6	0	3	1	0	0	14	10.8	
Tulsa	11/25/2022	*	26:42	3-9	.333	2-6	.333	0-0	.000	0	0	0	3.0	0	3	0	0	2	8	10.3	
Prairie View	11/27/2022	*	24:48	3-5	.600	1-3	.333	0-0	.000	0	1	1	2.7	0	2	2	0	3	7	9.9	
at UConn	12/01/2022	*	29:27	2-6	.333	1-3	.333	2-2	1.000	0	3	3	2.8	1	0	3	0	1	7	9.5	
Sam Houston	12/06/2022	*	20:37	4-6	.667	2-4	.500	0-0	.000	0	2	2	2.7	1	2	2	0	1	10	9.6	
vs Virginia Tech	12/11/2022	*	28:26	1-5	.200	1-4	.250	0-0	.000	3	3	6	3.0	2	3	0	0	1	3	8.9	
vs Wichita St.	12/17/2022	*	32:38	5-10	.500	4-7	.571	2-2	1.000	0	6	6	3.3	1	1	2	0	1	16	9.5	
A&M-Corpus Christi	12/20/2022	*	28:44	2-6	.333	2-6	.333	0-0	.000	0	3	3	3.3	3	3	2	0	1	6	9.3	
at Kansas	12/31/2022	*	33:27	6-15	.400	4-9	.444	3-4	.750	0	4	4	3.3	1	3	4	0	1	19	10.0	
West Virginia	01/02/2023	*	33:05	4-7	.571	2-4	.500	1-2	.500	0	1	1	3.1	3	4	5	0	1	11	10.1	
Texas	01/07/2023	*	29:45	2-9	.222	2-7	.286	1-1	1.000	0	2	2	3.1	1	1	4	0	0	7	9.9	
at Kansas St.	01/10/2023	*	25:51	1-9	.111	1-3	.333	0-0	.000	1	1	2	3.0	4	0	1	0	2	3	9.4	
at Baylor	01/14/2023	*	18:42	0-5	.000	0-5	.000	0-0	.000	0	0	0	2.8	4	1	0	0	0	0	8.9	
Oklahoma	01/18/2023	*	20:11	2-9	.222	1-5	.200	0-0	.000	0	0	0	2.7	0	1	0	0	0	5	8.7	
Iowa St.	01/21/2023	*	25:20	3-6	.500	2-4	.500	0-0	.000	0	1	1	2.6	1	2	1	0	0	8	8.6	
at Texas	01/24/2023	*	31:19	6-16	.375	4-10	.400	2-3	.667	2	1	3	2.6	2	1	0	0	2	18	9.1	
Ole Miss	01/28/2023	*	28:01	4-7	.571	2-4	.500	0-0	.000	0	5	5	2.7	2	1	3	0	0	10	9.1	
at Oklahoma	02/01/2023	*	19:55	1-5	.200	0-1	.000	0-1	.000	0	4	4	2.8	2	0	1	0	4	2	8.8	
TCU	02/04/2023	*	36:49	6-10	.600	4-6	.667	1-2	.500	0	3	3	2.8	2	1	3	2	0	17	9.2	
Texas Tech	02/08/2023	*	23:11	3-6	.500	0-2	.000	2-5	.400	2	4	6	2.9	3	1	1	0	0	8	9.1	
at Iowa St.	02/11/2023	*	38:05	6-10	.600	3-6	.500	4-4	1.000	0	2	2	2.9	3	2	4	0	2	19	9.5	
Kansas	02/14/2023	*	36:23	6-11	.545	6-10	.600	0-0	.000	0	2	2	2.8	1	2	4	0	0	18	9.8	
at TCU	02/18/2023	*	33:06	5-12	.417	3-8	.375	2-2	1.000	0	2	2	2.8	2	3	2	0	1	15	10.0	
at West Virginia	02/20/2023	*	33:59	2-13	.154	0-8	.000	3-4	.750	1	3	4	2.9	4	3	2	1	0	7	9.9	
Kansas St.	02/25/2023	*	38:12	4-11	.364	2-6	.333	2-2	1.000	0	0	0	2.8	3	0	0	0	1	12	10.0	
Totals			29	854:57	98-255	.384	56-155	.361	38-47	.809	11	69	80	2.8	50	50	53	3	27	290	10.0

Player Averages

Games Played	Minutes/game	Points/game	FG Pct	3FG Pct	FT Pct	Rebounds/game	Assists/game	Turnovers/game	Assist/Turnover ratio	Steals/game	Blocks/game
29	29.5	10.0	38.4	36.1	80.9	2.8	1.7	1.8	0.9	0.9	0.1

CAREER GAME HIGHS / SUPERLATIVES

Points	34 at Charleston So., 01/19/22
Rebounds	11 vs UNC Asheville, 02/27/20
Field Goals	13 at Charleston So., 01/19/22
Field Goals Att.	29 vs Furman, 11/30/21
3-Point FG	8 at Campbell, 01/30/20
3-Point FG Att.	12, 2X, last vs Furman, 11/30/21
Free Throws Made	10, 3X, last at Hampton, 01/22/22
Free Throws Att.	14 at Elon, 11/28/20
Assists	9 at Northwestern, 11/12/21
Steals	5 vs Charleston So., 02/11/21
Blocks	2, 2X, last vs TCU, 02/04/23
Minutes	46:00 vs Furman, 11/30/21

Miscellaneous

Games with 10+ points	87
Games with 20+ points	33
Games with 5+ rebounds	49
Games with 10+ rebounds	6
Games with 3+ assists	55
Games with 2+ steals	36
Games with 2+ blocks	2
Double-Doubles	6
Games led OSU in points	2
Games led OSU in rebounds	-
Games led OSU in assists	4
Games led OSU in steals	6
Games led OSU in blocks	1

CAREER STATS

WRIGHT, John-michael

SEASON	TEAM	GP-GS	MIN/AVG	Field Goals		3-Point		F-Throws		Rebounds				PF	A	TO	BLK	STL	Scoring	
				FG-FGA	FG%	3FG-3FGA	3FG%	FT-FTA	FT%	OFF	DEF	TOT	AVG						PTS	AVG
2019-20	HP	32-32	1038/32.4	153-392	.390	60-181	.331	88-116	.759	45	124	169	5.3	72-1	73	51	11	34	454	14.2
2020-21	HP	22-22	739/33.6	151-361	.418	48-140	.343	106-136	.779	29	86	115	5.2	48-1	71	49	7	35	456	20.7
2021-22	HP	32-32	1117/34.9	195-476	.410	65-179	.363	133-171	.778	22	118	140	4.4	73-4	108	82	9	32	588	18.4
2022-23	OSU	29-29	855/29.5	98-255	.384	56-155	.361	38-47	.809	11	69	80	2.8	50-0	50	53	3	27	290	10.0
TOTAL FOR OSU		29-29	855/29.5	98-255	.384	56-155	.361	38-47	.809	11	69	80	2.8	50-0	50	53	3	27	290	10.0
TOTAL		115-115	3749/32.6	597-1484	.402	229-655	.350	365-470	.777	107	397	504	4.4	243-6	302	235	30	128	1788	15.5

2022-23 CUMULATIVE STATS

Game Records

Record	Overall	Home	Away	Neutral
ALL GAMES	16-13	11-4	3-7	2-2
CONFERENCE	7-9	5-3	2-6	0-0
NON-CONFERENCE	9-4	6-1	1-1	2-2

Score by Periods

Team	1st	2nd	OT	TOT
Oklahoma St.	947	1065	4	2016
Opponents	900	1021	8	1929

Team Box Score

No.	Player				Total		3-Point		F-Throw		Rebounds													
		GP-GS	MIN	AVG	FG-FGA	FG%	3FG-3FGA	3FG%	FT-FTA	FT%	OFF	DEF	TOT	AVG	PF	DQ	A	TO	BLK	STL	PTS	AVG		
22	BOONE, Kalib	29-29	667:44	23.0	135-220	.614	1-7	.143	78-103	.757	66	83	149	5.1	71	2	34	54	35	18	349	12.0		
1	THOMPSON, Bryce	29-29	864:19	29.8	127-324	.392	50-136	.368	37-64	.578	6	76	82	2.8	61	0	71	74	2	19	341	11.8		
0	ANDERSON, III, Avery	22-22	614:18	27.9	77-193	.399	11-61	.180	79-96	.823	8	69	77	3.5	55	3	75	66	8	32	244	11.1		
51	WRIGHT, John-Michael	29-29	854:57	29.5	98-255	.384	56-155	.361	38-47	.809	11	69	80	2.8	50	0	50	53	3	27	290	10.0		
5	ASBERRY, Caleb	27-7	699:48	25.9	67-165	.406	42-121	.347	58-67	.866	7	82	89	3.3	61	0	46	40	6	18	234	8.7		
33	CISSE, Moussa	25-14	540:29	21.6	69-123	.561	0-0	.000	25-60	.417	56	142	198	7.9	49	1	13	32	50	10	163	6.5		
4	NEWTON, Woody	22-12	392:37	17.8	37-91	.407	16-47	.340	17-28	.607	23	57	80	3.6	47	0	12	17	5	8	107	4.9		
23	SMITH, Tyreek	29-3	413:43	14.3	49-79	.620	1-5	.200	36-55	.655	39	54	93	3.2	32	0	8	17	28	10	135	4.7		
13	WILLIAMS , Quion	28-0	318:19	11.4	29-76	.382	6-30	.200	10-16	.625	23	36	59	2.1	43	0	22	21	3	11	74	2.6		
2	HARRIS JR., Chris	29-0	401:35	13.8	23-82	.280	15-60	.250	11-14	.786	4	32	36	1.2	30	0	33	24	3	16	72	2.5		
35	CHURCH, Weston	6-0	07:21	1.2	1-1	1.000	1-1	1.000	0-0	.000	0	1	1	0.2	0	0	0	0	0	0	3	0.5		
25	KOUMA, Bernard	9-0	18:53	2.1	1-4	.250	0-0	.000	0-2	.000	1	3	4	0.4	4	0	0	1	2	1	2	0.2		
12	BROWN, Naz	9-0	19:18	2.1	1-6	.167	0-3	.000	0-0	.000	1	2	3	0.3	2	0	3	4	0	0	2	0.2		
15	SAGER, Carson	6-0	07:21	1.2	0-0	.000	0-0	.000	0-0	.000	0	1	1	0.2	1	0	0	2	0	0	0	0.0		
21	MANZER, Brooks	3-0	04:19	1.4	0-0	.000	0-0	.000	0-0	.000	0	1	1	0.3	0	0	1	0	0	0	0	0.0		
Team											55	35	90					12						
Total		29	5825		714-1619	.441	199-626	.318	389-552	.705	300	743	1043	36.0	506	6	368	417	145	170	2016	69.5		
Opponents		29	5825		674-1670	.404	191-615	.311	390-526	.741	297	676	973	33.6	520	10	352	388	76	224	1929	66.5		

Team Statistics

	OSU	OPP
Scoring	2016	1929
Points per game	69.5	66.5
Scoring margin	+3.0	-
Field goals-att	714-1619	674-1670
Field goal pct	.441	.404
3 point fg-att	199-626	191-615
3-point FG pct	.318	.311
3-pt FG made per game	6.9	6.6
Free throws-att	389-552	390-526
Free throw pct	.705	.741
F-Throws made per game	13.4	13.4
Rebounds	1043	973
Rebounds per game	36.0	33.6
Rebounding margin	+2.4	-
Assists	368	352
Assists per game	12.7	12.1
Turnovers	417	388
Turnovers per game	14.4	13.4
Turnover margin	-1.0	-
Assist/turnover ratio	0.9	0.9
Steals	170	224
Steals per game	5.9	7.7
Blocks	145	76
Blocks per game	5.0	2.6
Winning streak	0	-
Home win streak	0	-
Attendance	117819	107266
Home games-Avg/Game	15-7855	10-10727
Neutral site-Avg/Game	-	4-4303

Team Results

Date	Opponent		Score	Att.
11/07/2022	UT Arlington	W	77-66	5324
11/10/2022	Southern Ill.	L	60-61	5324
11/13/2022	at Oakland	W	91-62	3651
11/18/2022	vs UCF	Lot	56-60	687
11/20/2022	vs DePaul	W	82-78	714
11/25/2022	Tulsa	W	82-56	9856
11/27/2022	Prairie View	W	78-53	5683
12/01/2022	at UConn	L	64-74	10167
12/06/2022	Sam Houston	W	65-51	5368
12/11/2022	vs Virginia Tech	L	65-70	8028
12/17/2022	vs Wichita St.	W	59-49	7783
12/20/2022	A&M-Corpus Christi	W	81-58	6007
12/31/2022	at Kansas	L	67-69	16300
01/02/2023	West Virginia	W	67-60	6134
01/07/2023	Texas	L	46-56	7368
01/10/2023	at Kansas St.	L	57-65	11000
01/14/2023	at Baylor	L	58-74	9616
01/18/2023	Oklahoma	W	72-56	10789
01/21/2023	Iowa St.	W	61-59	6656
01/24/2023	at Texas	L	75-89	10763
01/28/2023	Ole Miss	W	82-60	9973
02/01/2023	at Oklahoma	W	71-61	13224
02/04/2023	TCU	W	79-73	9581
02/08/2023	Texas Tech	W	71-68	7467
02/11/2023	at Iowa St.	W	64-56	14267
02/14/2023	Kansas	L	76-87	11165
02/18/2023	at TCU	L	75-100	6404
02/20/2023	at West Virginia	L	67-85	11874
02/25/2023	Kansas St.	L	68-73	11124

BIG 12 ONLY

Game Records

Record	Overall	Home	Away	Neutral
ALL GAMES	7-9	5-3	2-6	0-0
CONFERENCE	7-9	5-3	2-6	0-0
NON-CONFERENCE	0-0	0-0	0-0	0-0

Score by Periods

Team	1st	2nd	OT	TOT
Oklahoma St.	503	571	0	1074
Opponents	540	591	0	1131

Team Box Score

No.	Player				Total		3-Point		F-Throw		Rebounds											
		GP-GS	MIN	AVG	FG-FGA	FG%	3FG-3FGA	3FG%	FT-FTA	FT%	OFF	DEF	TOT	AVG	PF	DQ	A	TO	BLK	STL	PTS	AVG
22	BOONE, Kalib	16-16	366:57	22.9	87-133	.654	0-2	.000	43-60	.717	31	50	81	5.1	40	1	15	28	23	11	217	13.6
1	THOMPSON, Bryce	16-16	482:11	30.1	71-177	.401	29-75	.387	25-41	.610	3	46	49	3.1	38	0	37	41	0	11	196	12.3
51	WRIGHT, John-Michael	16-16	477:19	29.8	57-154	.370	34-94	.362	21-30	.700	6	30	36	2.3	36	0	25	32	3	14	169	10.6
5	ASBERRY, Caleb	16-7	440:33	27.5	42-98	.429	25-72	.347	40-48	.833	4	53	57	3.6	37	0	26	26	5	12	149	9.3
0	ANDERSON, III, Avery	9-9	238:43	26.5	30-81	.370	2-22	.091	19-31	.613	1	24	25	2.8	20	2	33	23	3	4	81	9.0
4	NEWTON, Woody	16-11	337:27	21.1	27-73	.370	12-38	.316	15-23	.652	19	49	68	4.3	39	0	12	11	4	8	81	5.1
33	CISSE, Moussa	12-2	214:52	17.9	25-48	.521	0-0	.000	9-23	.391	18	46	64	5.3	19	0	5	10	14	4	59	4.9
23	SMITH, Tyreek	16-3	209:52	13.1	11-27	.407	0-1	.000	22-34	.647	22	22	44	2.8	21	0	4	10	21	6	44	2.8
13	WILLIAMS , Quion	15-0	168:35	11.2	16-46	.348	1-16	.063	5-8	.625	12	18	30	2.0	27	0	14	13	2	7	38	2.5
2	HARRIS JR., Chris	16-0	236:41	14.8	11-44	.250	7-34	.206	7-7	1.000	2	15	17	1.1	15	0	14	16	2	9	36	2.3
12	BROWN, Naz	5-0	11:15	2.3	1-3	.333	0-0	.000	0-0	.000	1	2	3	0.6	1	0	3	2	0	0	2	0.4
25	KOUMA, Bernard	6-0	12:08	2.0	1-2	.500	0-0	.000	0-0	.000	1	2	3	0.5	3	0	0	1	0	1	2	0.3
15	SAGER, Carson	2-0	01:42	0.9	0-0	.000	0-0	.000	0-0	.000	0	0	0	0.0	0	0	0	1	0	0	0	0.0
35	CHURCH, Weston	2-0	01:42	0.9	0-0	.000	0-0	.000	0-0	.000	0	0	0	0.0	0	0	0	0	0	0	0	0.0
Team											30	23	53					9				
Total		16	3200		379-886	.428	110-354	.311	206-305	.675	150	380	530	33.1	296	3	188	223	77	87	1074	67.1
Opponents		16	3200		400-909	.440	108-306	.353	223-307	.726	163	403	566	35.4	298	7	228	218	44	118	1131	70.7

Team Statistics

	OSU	OPP
Scoring	1074	1131
Points per game	67.1	70.7
Scoring margin	-3.6	-
Field goals-att	379-886	400-909
Field goal pct	.428	.440
3 point fg-att	110-354	108-306
3-point FG pct	.311	.353
3-pt FG made per game	6.9	6.8
Free throws-att	206-305	223-307
Free throw pct	.675	.726
F-Throws made per game	12.9	13.9
Rebounds	530	566
Rebounds per game	33.1	35.4
Rebounding margin	-2.3	-
Assists	188	228
Assists per game	11.8	14.3
Turnovers	223	218
Turnovers per game	13.9	13.6
Turnover margin	-0.3	-
Assist/turnover ratio	0.8	1.0
Steals	87	118
Steals per game	5.4	7.4
Blocks	77	44
Blocks per game	4.8	2.8
Winning streak	0	-
Home win streak	0	-
Attendance	70284	93448
Home games-Avg/Game	8-8786	8-11681
Neutral site-Avg/Game	-	0-0

Team Results

Date	Opponent		Score	Att.
12/31/2022	at Kansas	L	67-69	16300
01/02/2023	West Virginia	W	67-60	6134
01/07/2023	Texas	L	46-56	7368
01/10/2023	at Kansas St.	L	57-65	11000
01/14/2023	at Baylor	L	58-74	9616
01/18/2023	Oklahoma	W	72-56	10789
01/21/2023	Iowa St.	W	61-59	6656
01/24/2023	at Texas	L	75-89	10763
02/01/2023	at Oklahoma	W	71-61	13224
02/04/2023	TCU	W	79-73	9581
02/08/2023	Texas Tech	W	71-68	7467
02/11/2023	at Iowa St.	W	64-56	14267
02/14/2023	Kansas	L	76-87	11165
02/18/2023	at TCU	L	75-100	6404
02/20/2023	at West Virginia	L	67-85	11874
02/25/2023	Kansas St.	L	68-73	11124

GAME-BY-GAME / OPPONENT GAME-BY-GAME

OKLAHOMA STATE GAME-BY-GAME

Opponent	Date	Score		Total		3-Pointers		Free throws		Rebounds				PF	A	TO	BLK	STL	PTS	AVG
				FG-FGA	PCT	3FG-3FGA	PCT	FT-FTA	PCT	OFF	DEF	TOT	AVG							
UT Arlington	11/07/2022	77-66	W	26-60	.433	6-25	.240	19-27	.704	14	26	40	40.0	22	13	17	7	8	77	77.0
Southern Ill.	11/10/2022	60-61	L	24-57	.421	4-16	.250	8-16	.500	11	32	43	41.5	12	10	14	6	7	60	68.5
at Oakland	11/13/2022	91-62	W	35-64	.547	12-23	.522	9-10	.900	6	31	37	40.0	19	24	10	5	5	91	76.0
vs UCF	11/18/2022	56-60	Lot	17-58	.293	2-20	.100	20-24	.833	16	26	42	40.5	19	13	18	8	7	56	71.0
vs DePaul	11/20/2022	82-78	W	29-58	.500	3-14	.214	21-28	.750	14	24	38	40.0	22	13	17	3	6	82	73.2
Tulsa	11/25/2022	82-56	W	32-66	.485	9-27	.333	9-14	.643	12	31	43	40.5	8	16	13	4	9	82	74.7
Prairie View	11/27/2022	78-53	W	30-54	.556	5-15	.333	13-23	.565	15	26	41	40.6	9	13	11	9	8	78	75.1
at UConn	12/01/2022	64-74	L	22-56	.393	4-11	.364	16-19	.842	13	26	39	40.4	25	5	17	3	4	64	73.8
Sam Houston	12/06/2022	65-51	W	23-49	.469	9-24	.375	10-14	.714	14	23	37	40.0	14	13	17	4	6	65	72.8
vs Virginia Tech	12/11/2022	65-70	L	22-55	.400	7-24	.292	14-19	.737	11	27	38	39.8	21	14	17	7	6	65	72.0
vs Wichita St.	12/17/2022	59-49	W	19-48	.396	9-23	.391	12-15	.800	7	28	35	39.4	13	14	14	4	6	59	70.8
A&M-Corpus Christi	12/20/2022	81-58	W	29-57	.509	13-33	.394	10-13	.769	6	35	41	39.5	13	22	16	3	8	81	71.7
at Kansas	12/31/2022	67-69	L	23-54	.426	13-29	.448	8-11	.727	10	22	32	38.9	15	13	13	5	5	67	71.3
West Virginia	01/02/2023	67-60	W	25-52	.481	5-16	.313	12-17	.706	6	24	30	38.3	25	8	14	3	5	67	71.0
Texas	01/07/2023	46-56	L	14-46	.304	6-21	.286	12-21	.571	9	26	35	38.1	20	8	18	12	5	46	69.3
at Kansas St.	01/10/2023	57-65	L	22-66	.333	5-22	.227	8-9	.889	15	27	42	38.3	17	13	16	6	11	57	68.6
at Baylor	01/14/2023	58-74	L	23-60	.383	7-33	.212	5-8	.625	8	22	30	37.8	19	12	10	6	2	58	67.9
Oklahoma	01/18/2023	72-56	W	27-63	.429	7-17	.412	11-17	.647	9	28	37	37.8	12	13	7	7	5	72	68.2
Iowa St.	01/21/2023	61-59	W	18-41	.439	9-21	.429	16-28	.571	6	25	31	37.4	12	12	16	6	3	61	67.8
at Texas	01/24/2023	75-89	L	26-61	.426	8-26	.308	15-20	.750	11	16	27	36.9	26	16	16	5	7	75	68.2
Ole Miss	01/28/2023	82-60	W	27-51	.529	6-17	.353	22-25	.880	11	28	39	37.0	13	10	13	5	3	82	68.8
at Oklahoma	02/01/2023	71-61	W	29-67	.433	4-16	.250	9-12	.750	14	28	42	37.2	22	14	11	3	8	71	68.9
TCU	02/04/2023	79-73	W	30-57	.526	8-19	.421	11-17	.647	6	27	33	37.0	15	14	16	4	5	79	69.3
Texas Tech	02/08/2023	71-68	W	26-59	.441	5-23	.217	14-24	.583	14	22	36	37.0	18	12	10	2	8	71	69.4
at Iowa St.	02/11/2023	64-56	W	21-44	.477	8-22	.364	14-20	.700	3	31	34	36.9	22	10	15	5	4	64	69.2
Kansas	02/14/2023	76-87	L	27-54	.500	8-17	.471	14-22	.636	12	21	33	36.7	15	9	15	2	2	76	69.5
at TCU	02/18/2023	75-100	L	25-54	.463	10-30	.333	15-22	.682	7	14	21	36.1	17	17	17	2	6	75	69.7
at West Virginia	02/20/2023	67-85	L	20-52	.385	2-19	.105	25-34	.735	13	24	37	36.2	24	7	18	4	7	67	69.6
Kansas St.	02/25/2023	68-73	L	23-56	.411	5-23	.217	17-23	.739	7	23	30	36.0	17	10	11	5	4	68	69.5
Total		2016		714-1619	.441	199-626	.318	389-552	.705	300	743	1043	36.0	506	368	417	145	170	2016	69.5
Opponents		1929		674-1670	.404	191-615	.311	390-526	.741	297	676	973	33.6	520	352	388	76	224	1929	66.5

Oklahoma St. Averages

Games Played	Points/game	FG Pct	3FG Pct	FT Pct	Rebounds/game	Assists/game	Turnovers/game	Assist/Turnover ratio	Steals/game	Blocks/game
29	69.5	44.1	31.8	70.5	36.0	12.7	14.4	0.9	5.9	5.0

OPPONENT GAME-BY-GAME

				Total		3-Pointers		Free throws		Rebounds										
Opponent	Date	Score		FG-FGA	PCT	3FG-3FGA	PCT	FT-FTA	PCT	OFF	DEF	TOT	AVG	PF	A	TO	BLK	STL	PTS	AVG
UT Arlington	11/07/2022	77-66	W	21-59	.356	4-17	.235	20-25	.800	13	24	37	37.0	21	7	19	1	11	66	66.0
Southern Ill.	11/10/2022	60-61	L	23-60	.383	9-31	.290	6-7	.857	5	26	31	34.0	17	13	9	1	10	61	63.5
at Oakland	11/13/2022	91-62	W	22-60	.367	4-22	.182	14-15	.933	8	23	31	33.0	12	11	13	3	5	62	63.0
vs UCF	11/18/2022	56-60	Lot	18-59	.305	9-25	.360	15-17	.882	13	26	39	34.5	17	12	21	4	7	60	62.3
vs DePaul	11/20/2022	82-78	W	22-57	.386	7-23	.304	27-33	.818	13	14	27	33.0	23	11	14	3	5	78	65.4
Tulsa	11/25/2022	82-56	W	24-66	.364	7-30	.233	1-4	.250	13	25	38	33.8	14	11	19	2	7	56	63.8
Prairie View	11/27/2022	78-53	W	21-57	.368	7-24	.292	4-8	.500	10	15	25	32.6	19	7	15	3	10	53	62.3
at UConn	12/01/2022	64-74	L	21-56	.375	8-23	.348	24-33	.727	13	22	35	32.9	16	11	7	3	8	74	63.8
Sam Houston	12/06/2022	65-51	W	17-49	.347	6-21	.286	11-17	.647	8	14	22	31.7	15	8	11	2	12	51	62.3
vs Virginia Tech	12/11/2022	65-70	L	22-57	.386	7-20	.350	19-24	.792	11	26	37	32.2	18	12	10	3	11	70	63.1
vs Wichita St.	12/17/2022	59-49	W	19-52	.365	1-21	.048	10-15	.667	5	22	27	31.7	13	4	11	3	6	49	61.8
A&M-Corpus Christi	12/20/2022	81-58	W	21-65	.323	9-33	.273	7-10	.700	8	21	29	31.5	16	11	13	0	6	58	61.5
at Kansas	12/31/2022	67-69	L	26-56	.464	11-23	.478	6-10	.600	11	24	35	31.8	17	17	12	2	7	69	62.1
West Virginia	01/02/2023	67-60	W	19-52	.365	5-18	.278	17-28	.607	13	24	37	32.1	21	9	15	2	7	60	61.9
Texas	01/07/2023	46-56	L	17-54	.315	5-18	.278	17-21	.810	12	27	39	32.6	19	7	15	1	10	56	61.5
at Kansas St.	01/10/2023	57-65	L	21-59	.356	9-27	.333	14-19	.737	14	28	42	33.2	11	15	16	5	6	65	61.8
at Baylor	01/14/2023	58-74	L	25-54	.463	9-24	.375	15-22	.682	11	30	41	33.6	14	18	11	1	2	74	62.5
Oklahoma	01/18/2023	72-56	W	23-56	.411	4-15	.267	6-8	.750	3	29	32	33.6	16	11	14	3	3	56	62.1
Iowa St.	01/21/2023	61-59	W	25-63	.397	2-9	.222	7-12	.583	15	24	39	33.8	23	11	10	5	6	59	61.9
at Texas	01/24/2023	75-89	L	29-57	.509	8-13	.615	23-27	.852	14	27	41	34.2	19	18	18	4	10	89	63.3
Ole Miss	01/28/2023	82-60	W	23-64	.359	5-19	.263	9-11	.818	14	15	29	34.0	21	6	8	4	8	60	63.1
at Oklahoma	02/01/2023	71-61	W	16-46	.348	5-22	.227	24-33	.727	6	26	32	33.9	15	7	13	4	7	61	63.0
TCU	02/04/2023	79-73	W	26-62	.419	6-22	.273	15-17	.882	8	21	29	33.7	19	15	15	4	11	73	63.5
Texas Tech	02/08/2023	71-68	W	26-56	.464	6-18	.333	10-11	.909	8	23	31	33.5	19	9	16	1	4	68	63.7
at Iowa St.	02/11/2023	64-56	W	20-57	.351	7-22	.318	9-19	.474	10	24	34	33.6	23	11	12	2	8	56	63.4
Kansas	02/14/2023	76-87	L	35-65	.538	8-22	.364	9-13	.692	10	19	29	33.4	20	26	10	1	11	87	64.3
at TCU	02/18/2023	75-100	L	39-57	.684	8-15	.533	14-22	.636	7	26	33	33.4	17	28	16	5	9	100	65.6
at West Virginia	02/20/2023	67-85	L	29-66	.439	7-17	.412	20-25	.800	17	22	39	33.6	23	12	9	2	9	85	66.3
Kansas St.	02/25/2023	68-73	L	24-49	.490	8-21	.381	17-20	.850	4	29	33	33.6	22	14	16	2	8	73	66.5
Total		1929		674-1670	.404	191-615	.311	390-526	.741	297	676	973	33.6	520	352	388	76	224	1929	66.5
Oklahoma St.		2016		714-1619	.441	199-626	.318	389-552	.705	300	743	1043	36.0	506	368	417	145	170	2016	69.5

SUPERLATIVES

Oklahoma St. - Game Highs

POINTS	91		at Oakland (11/13/2022)
	82		Ole Miss (01/28/2023)
	82		Tulsa (11/25/2022)
	82		vs DePaul (N) (11/20/2022)
	81		A&M-Corpus Christi (12/20/2022)
FIELD GOALS MADE	35		at Oakland (11/13/2022)
	32		Tulsa (11/25/2022)
FIELD GOAL ATTEMPTS	67		at Oklahoma (02/01/2023)
	66		at Kansas St. (01/10/2023)
	66		Tulsa (11/25/2022)
FIELD GOAL PERCENTAGE	.556	(30-54)	Prairie View (11/27/2022)
	.547	(35-64)	at Oakland (11/13/2022)
3 PT FG MADE	13		at Kansas (12/31/2022)
	13		A&M-Corpus Christi (12/20/2022)
3 PT FG ATTEMPTS	33		at Baylor (01/14/2023)
	33		A&M-Corpus Christi (12/20/2022)
3 PT FG PERCENTAGE	.522	(12-23)	at Oakland (11/13/2022)
	.471	(8-17)	Kansas (02/14/2023)
FREE THROWS MADE	25		at West Virginia (02/20/2023)
	22		Ole Miss (01/28/2023)
FREE THROW ATTEMPTS	34		at West Virginia (02/20/2023)
	28		Iowa St. (01/21/2023)
	28		vs DePaul (N) (11/20/2022)
FREE THROW PERCENTAGE	.900	(9-10)	at Oakland (11/13/2022)
	.889	(8-9)	at Kansas St. (01/10/2023)
REBOUNDS	43		Tulsa (11/25/2022)
	43		Southern Ill. (11/10/2022)
ASSISTS	24		at Oakland (11/13/2022)
	22		A&M-Corpus Christi (12/20/2022)
STEALS	11		at Kansas St. (01/10/2023)
	9		Tulsa (11/25/2022)
BLOCKED SHOTS	12		Texas (01/07/2023)
	9		Prairie View (11/27/2022)
TURNOVERS	18		at West Virginia (02/20/2023)
	18		Texas (01/07/2023)
	18		vs UCF (N) (11/18/2022)
FOULS	26		at Texas (01/24/2023)
	25		West Virginia (01/02/2023)
	25		at UConn (12/01/2022)

SUPERLATIVES

Opponent - Game Highs

POINTS	100		at TCU (02/18/2023)
	89		at Texas (01/24/2023)
	87		Kansas (02/14/2023)
	85		at West Virginia (02/20/2023)
	78		vs DePaul (N) (11/20/2022)
FIELD GOALS MADE	39		at TCU (02/18/2023)
	35		Kansas (02/14/2023)
FIELD GOAL ATTEMPTS	66		at West Virginia (02/20/2023)
	66		Tulsa (11/25/2022)
FIELD GOAL PERCENTAGE	.684	(39-57)	at TCU (02/18/2023)
	.538	(35-65)	Kansas (02/14/2023)
3 PT FG MADE	11		at Kansas (12/31/2022)
	9		at Baylor (01/14/2023)
	9		at Kansas St. (01/10/2023)
	9		A&M-Corpus Christi (12/20/2022)
	9		vs UCF (N) (11/18/2022)
	9		Southern Ill. (11/10/2022)
3 PT FG ATTEMPTS	33		A&M-Corpus Christi (12/20/2022)
	31		Southern Ill. (11/10/2022)
3 PT FG PERCENTAGE	.615	(8-13)	at Texas (01/24/2023)
	.533	(8-15)	at TCU (02/18/2023)
FREE THROWS MADE	27		vs DePaul (N) (11/20/2022)
	24		at Oklahoma (02/01/2023)
	24		at UConn (12/01/2022)
FREE THROW ATTEMPTS	33		at Oklahoma (02/01/2023)
	33		at UConn (12/01/2022)
	33		vs DePaul (N) (11/20/2022)
FREE THROW PERCENTAGE	.933	(14-15)	at Oakland (11/13/2022)
	.909	(10-11)	Texas Tech (02/08/2023)
REBOUNDS	42		at Kansas St. (01/10/2023)
	41		at Texas (01/24/2023)
	41		at Baylor (01/14/2023)
ASSISTS	28		at TCU (02/18/2023)
	26		Kansas (02/14/2023)
STEALS	12		Sam Houston (12/06/2022)
	11		Kansas (02/14/2023)
	11		TCU (02/04/2023)
	11		vs Virginia Tech (N) (12/11/2022)
	11		UT Arlington (11/07/2022)
BLOCKED SHOTS	5		at TCU (02/18/2023)
	5		Iowa St. (01/21/2023)
	5		at Kansas St. (01/10/2023)
TURNOVERS	21		vs UCF (N) (11/18/2022)
	19		Tulsa (11/25/2022)
	19		UT Arlington (11/07/2022)
FOULS	24		vs DePaul (N) (11/20/2022)
	23		Kansas St. (02/25/2023)
	23		at West Virginia (02/20/2023)
	23		at Iowa St. (02/11/2023)
	23		Iowa St. (01/21/2023)

SUPERLATIVES

Oklahoma St. - Game Lows

POINTS	46 56 57 58 59	Texas (01/07/2023) vs UCF (N) (11/18/2022) at Kansas St. (01/10/2023) at Baylor (01/14/2023) vs Wichita St. (N) (12/17/2022)
FIELD GOALS MADE	14 17	Texas (01/07/2023) vs UCF (N) (11/18/2022)
FIELD GOAL ATTEMPTS	41 44	Iowa St. (01/21/2023) at Iowa St. (02/11/2023)
FIELD GOAL PERCENTAGE	.293 (17-58) .304 (14-46)	vs UCF (N) (11/18/2022) Texas (01/07/2023)
3 PT FG MADE	2 2	at West Virginia (02/20/2023) vs UCF (N) (11/18/2022)
3 PT FG ATTEMPTS	11 14	at UConn (12/01/2022) vs DePaul (N) (11/20/2022)
3 PT FG PERCENTAGE	.100 (2-20) .105 (2-19)	vs UCF (N) (11/18/2022) at West Virginia (02/20/2023)
FREE THROWS MADE	5 8 8 8	at Baylor (01/14/2023) at Kansas St. (01/10/2023) at Kansas (12/31/2022) Southern Ill. (11/10/2022)
FREE THROW ATTEMPTS	8 9	at Baylor (01/14/2023) at Kansas St. (01/10/2023)
FREE THROW PERCENTAGE	.500 (8-16) .565 (13-23)	Southern Ill. (11/10/2022) Prairie View (11/27/2022)
REBOUNDS	21 27	at TCU (02/18/2023) at Texas (01/24/2023)
ASSISTS	5 7	at UConn (12/01/2022) at West Virginia (02/20/2023)
STEALS	2 2	Kansas (02/14/2023) at Baylor (01/14/2023)
BLOCKED SHOTS	2 2 2	at TCU (02/18/2023) Kansas (02/14/2023) Texas Tech (02/08/2023)
TURNOVERS	7 10 10 10	Oklahoma (01/18/2023) Texas Tech (02/08/2023) at Baylor (01/14/2023) at Oakland (11/13/2022)
FOULS	8 9	Tulsa (11/25/2022) Prairie View (11/27/2022)

SUPERLATIVES

Opponent - Game Lows

POINTS	49	vs Wichita St. (N) (12/17/2022)
	51	Sam Houston (12/06/2022)
	53	Prairie View (11/27/2022)
	56	at Iowa St. (02/11/2023)
	56	Oklahoma (01/18/2023)
	56	Texas (01/07/2023)
	56	Tulsa (11/25/2022)
FIELD GOALS MADE	16	at Oklahoma (02/01/2023)
	17	Texas (01/07/2023)
	17	Sam Houston (12/06/2022)
FIELD GOAL ATTEMPTS	46	at Oklahoma (02/01/2023)
	49	Kansas St. (02/25/2023)
	49	Sam Houston (12/06/2022)
FIELD GOAL PERCENTAGE	.305 (18-59)	vs UCF (N) (11/18/2022)
	.315 (17-54)	Texas (01/07/2023)
3 PT FG MADE	1	vs Wichita St. (N) (12/17/2022)
	2	Iowa St. (01/21/2023)
3 PT FG ATTEMPTS	9	Iowa St. (01/21/2023)
	13	at Texas (01/24/2023)
3 PT FG PERCENTAGE	.048 (1-21)	vs Wichita St. (N) (12/17/2022)
	.182 (4-22)	at Oakland (11/13/2022)
FREE THROWS MADE	1	Tulsa (11/25/2022)
	4	Prairie View (11/27/2022)
FREE THROW ATTEMPTS	4	Tulsa (11/25/2022)
	7	Southern Ill. (11/10/2022)
FREE THROW PERCENTAGE	.250 (1-4)	Tulsa (11/25/2022)
	.474 (9-19)	at Iowa St. (02/11/2023)
REBOUNDS	22	Sam Houston (12/06/2022)
	25	Prairie View (11/27/2022)
ASSISTS	4	vs Wichita St. (N) (12/17/2022)
	6	Ole Miss (01/28/2023)
STEALS	2	at Baylor (01/14/2023)
	3	Oklahoma (01/18/2023)
BLOCKED SHOTS	0	A&M-Corpus Christi (12/20/2022)
	1	Kansas (02/14/2023)
	1	Texas Tech (02/08/2023)
	1	at Baylor (01/14/2023)
	1	Texas (01/07/2023)
	1	Southern Ill. (11/10/2022)
	1	UT Arlington (11/07/2022)
TURNOVERS	7	at UConn (12/01/2022)
	8	Ole Miss (01/28/2023)
FOULS	11	at Kansas St. (01/10/2023)
	12	at Oakland (11/13/2022)

SUPERLATIVES

Oklahoma St. - Individual Game Highs

POINTS	27		Kalib Boone vs Kansas (02/14/2023)
	25		Kalib Boone vs TCU (02/04/2023)
	23		Kalib Boone at Kansas St. (01/10/2023)
	23		Bryce Thompson at Kansas (12/31/2022)
	21		Bryce Thompson vs Texas Tech (02/08/2023)
FIELD GOALS MADE	11		Kalib Boone vs TCU (02/04/2023)
	10		Kalib Boone vs Kansas (02/14/2023)
FIELD GOAL ATTEMPTS	17		Bryce Thompson vs Wichita St. (N) (12/17/2022)
	16		Bryce Thompson vs Texas Tech (02/08/2023)
	16		John-Michael Wright at Texas (01/24/2023)
FIELD GOAL PERCENTAGE (min 5 made)	1.000	(6-6)	Kalib Boone vs Ole Miss (01/28/2023)
	1.000	(5-5)	Tyreek Smith vs Tulsa (11/25/2022)
3 PT FG MADE	7		Bryce Thompson at Kansas (12/31/2022)
	6		John-Michael Wright vs Kansas (02/14/2023)
3 PT FG ATTEMPTS	11		Caleb Asberry at Baylor (01/14/2023)
	10		John-Michael Wright vs Kansas (02/14/2023)
	10		John-Michael Wright at Texas (01/24/2023)
	10		Bryce Thompson at Kansas (12/31/2022)
3 PT FG PERCENTAGE (min 2 made)	1.000	(3-3)	Bryce Thompson vs Oklahoma (01/18/2023)
	.750	(3-4)	Caleb Asberry at UConn (12/01/2022)
	.750	(3-4)	Chris Harris Jr. at Oakland (11/13/2022)
FREE THROWS MADE	11		Avery Anderson, III vs Ole Miss (01/28/2023)
	10		Avery Anderson, III vs UCF (N) (11/18/2022)
FREE THROW ATTEMPTS	12		Kalib Boone vs Kansas (02/14/2023)
	12		Avery Anderson, III vs UCF (N) (11/18/2022)
FREE THROW PERCENTAGE (min 3 made)	1.000	(11-11)	Avery Anderson, III vs Ole Miss (01/28/2023)
	1.000	(6-6)	Caleb Asberry vs Kansas St. (02/25/2023)
	1.000	(6-6)	Avery Anderson, III vs Wichita St. (N) (12/17/2022)
	1.000	(5-5)	Caleb Asberry at Iowa St. (02/11/2023)
	1.000	(4-4)	Caleb Asberry at TCU (02/18/2023)
	1.000	(4-4)	John-Michael Wright at Iowa St. (02/11/2023)
	1.000	(4-4)	Tyreek Smith at Texas (01/24/2023)
	1.000	(4-4)	Kalib Boone vs Texas (01/07/2023)
	1.000	(4-4)	Tyreek Smith vs West Virginia (01/02/2023)
	1.000	(4-4)	Tyreek Smith vs A&M-Corpus Christi (12/20/2022)
	1.000	(4-4)	Avery Anderson, III at UConn (12/01/2022)
	1.000	(4-4)	John-Michael Wright vs DePaul (N) (11/20/2022)
	1.000	(4-4)	Kalib Boone vs UCF (N) (11/18/2022)
	1.000	(4-4)	John-Michael Wright vs UCF (N) (11/18/2022)
	1.000	(4-4)	Caleb Asberry vs Southern Ill. (11/10/2022)
	1.000	(3-3)	Bryce Thompson at West Virginia (02/20/2023)
	1.000	(3-3)	Moussa Cisse vs Texas Tech (02/08/2023)
	1.000	(3-3)	Chris Harris Jr. at Texas (01/24/2023)
	1.000	(3-3)	Kalib Boone vs A&M-Corpus Christi (12/20/2022)
	1.000	(3-3)	Avery Anderson, III vs Sam Houston (12/06/2022)
REBOUNDS	15		Moussa Cisse vs Southern Ill. (11/10/2022)
	14		Moussa Cisse vs A&M-Corpus Christi (12/20/2022)
	14		Moussa Cisse vs UCF (N) (11/18/2022)
ASSISTS	9		Avery Anderson, III at Texas (01/24/2023)
	9		Avery Anderson, III vs A&M-Corpus Christi (12/20/2022)
STEALS	5		Avery Anderson, III vs Southern Ill. (11/10/2022)
	4		Bryce Thompson vs Texas Tech (02/08/2023)
	4		John-Michael Wright at Oklahoma (02/01/2023)
	4		Avery Anderson, III vs Wichita St. (N) (12/17/2022)

SUPERLATIVES

Opponent - Individual Game Highs

POINTS	26		Gradey Dick vs Kansas (02/14/2023)
	26		Jordan Hawkins at UConn (12/01/2022)
	25		Eral Penn vs DePaul (N) (11/20/2022)
	23		Erik Stevenson at West Virginia (02/20/2023)
	22		Markquis Nowell vs Kansas St. (02/25/2023)
	22		Tre Mitchell at West Virginia (02/20/2023)
FIELD GOALS MADE	10		Gradey Dick vs Kansas (02/14/2023)
	8		Tre Mitchell at West Virginia (02/20/2023)
	8		Erik Stevenson at West Virginia (02/20/2023)
	8		Emanuel Miller at TCU (02/18/2023)
	8		Jaylon Tyson vs Texas Tech (02/08/2023)
	8		De'Vion Harmon vs Texas Tech (02/08/2023)
	8		Lance Jones vs Southern Ill. (11/10/2022)
FIELD GOAL ATTEMPTS	17		Gradey Dick vs Kansas (02/14/2023)
	17		Jalen Wilson at Kansas (12/31/2022)
	17		Lance Jones vs Southern Ill. (11/10/2022)
FIELD GOAL PERCENTAGE (min 5 made)	1.000	(6-6)	KJ Adams, Jr. at Kansas (12/31/2022)
	.833	(5-6)	Brock Cunningham at Texas (01/24/2023)
3 PT FG MADE	5		Erik Stevenson at West Virginia (02/20/2023)
	5		Markquis Nowell at Kansas St. (01/10/2023)
	5		Ross Williams vs A&M-Corpus Christi (12/20/2022)
	5		Jordan Hawkins at UConn (12/01/2022)
3 PT FG ATTEMPTS	11		Trevian Tennyson vs A&M-Corpus Christi (12/20/2022)
	11		Ross Williams vs A&M-Corpus Christi (12/20/2022)
	11		C.J. Kelly vs UCF (N) (11/18/2022)
3 PT FG PERCENTAGE (min 2 made)	1.000	(3-3)	Brock Cunningham at Texas (01/24/2023)
	1.000	(2-2)	Marcus Carr at Texas (01/24/2023)
	1.000	(2-2)	Brock Cunningham vs Texas (01/07/2023)
	1.000	(2-2)	Dajuan Harris at Kansas (12/31/2022)
	1.000	(2-2)	Joey Calcaterra at UConn (12/01/2022)
	1.000	(2-2)	Trajan Wesley vs Prairie View (11/27/2022)
FREE THROWS MADE	11		Umoja Gibson vs DePaul (N) (11/20/2022)
	9		Markquis Nowell vs Kansas St. (02/25/2023)
	9		Jordan Hawkins at UConn (12/01/2022)
FREE THROW ATTEMPTS	13		Umoja Gibson vs DePaul (N) (11/20/2022)
	12		Jordan Hawkins at UConn (12/01/2022)
FREE THROW PERCENTAGE (min 3 made)	1.000	(6-6)	Flo Thamba at Baylor (01/14/2023)
	1.000	(6-6)	Mylyjael Poteat vs Virginia Tech (N) (12/11/2022)
	1.000	(6-6)	C.J. Kelly vs UCF (N) (11/18/2022)
	1.000	(5-5)	Keaton Hervey at Oakland (11/13/2022)
	1.000	(5-5)	Shemar Wilson vs UT Arlington (11/07/2022)
	1.000	(5-5)	Kyron Gibson vs UT Arlington (11/07/2022)
	1.000	(4-4)	Desi Sills vs Kansas St. (02/25/2023)
	1.000	(4-4)	Emmitt Matthews Jr. at West Virginia (02/20/2023)
	1.000	(4-4)	Abayomi Iyiola at Kansas St. (01/10/2023)
	1.000	(4-4)	Tre Mitchell vs West Virginia (01/02/2023)
	1.000	(4-4)	Da'Sean Nelson vs DePaul (N) (11/20/2022)
	1.000	(4-4)	Lorne Bowman II at Oakland (11/13/2022)
	1.000	(4-4)	Taj Anderson vs UT Arlington (11/07/2022)
	1.000	(3-3)	Shahada Wells at TCU (02/18/2023)
	1.000	(3-3)	Kevin McCullar vs Kansas (02/14/2023)
	1.000	(3-3)	Jaemyn Brakefield vs Ole Miss (01/28/2023)
	1.000	(3-3)	Markquis Nowell at Kansas St. (01/10/2023)
	1.000	(3-3)	Taylor Hendricks vs UCF (N) (11/18/2022)

THE LAST TIME ...

TEAM

OSU Scored 100 Points..... 102 vs UT-Rio Grande Valley (Dec. 22, 2017)
Opponent Scored 100 Points..... 100 by TCU (Feb. 18, 2023)

OSU Scored 90 Points..... 91 at Oakland (Nov. 13, 2022)
Opponent Scored 90 Points..... 93 by Cleveland State (Dec. 13, 2021)

OSU Scored Fewer than 60 Points..... 58 at Baylor (Jan. 14, 2023)
Opponent Scored Fewer than 60 Points..... 56 by Iowa State (Feb. 11, 2023)

OSU Scored Fewer than 50 Points..... 46 vs Texas (Jan. 7, 2023)
Opponent Scored Fewer than 50 Points..... 49 by Wichita State (Dec. 17, 2022)

OSU Won by 30 Points..... 30 vs Col. of Charleston (Nov. 22, 2021)
Opponent Won by 30 Points..... 35 by Texas Tech (Jan. 4, 2020)

OSU shot 65% from the floor..... 66.0 at Texas (March 7, 2020)
Opponent shot 65% from the floor..... 68.4 by TCU (Feb. 18, 2023)

OSU shot 60% from the floor..... 66.0 at Texas (March 7, 2020)
Opponent shot 60% from the floor..... 61.5 by Kansas State (Feb. 23, 2019)

OSU shot less than 25% from the floor..... 24.6 at South Carolina (Dec. 6, 2014)
Opponent shot less than 25% from the floor..... 22.4 by Southeastern Louisiana (Dec. 29, 2019)

OSU shot less than 35% from the floor..... 33.3 at Kansas State (Jan. 10, 2023)
Opponent shot less than 35% from the floor..... 34.8 by Oklahoma (Feb. 1, 2023)

OSU shot 50% from beyond the arc..... 52.2 at Oakland (Nov. 13, 2022)
Opponent shot 50% from beyond the arc..... 53.3 by TCU (Feb. 18, 2023)

OSU shot less than 20% from beyond the arc..... 10.5 vs West Virginia (Feb. 20, 2023)
Opponent shot less than 20% from beyond the arc..... 4.8 by Wichita State (Dec. 17, 2022)

OSU made 10 three-pointers..... 10 at TCU (Feb. 18, 2023)
Opponent made 10 three-pointers..... 11 by Kansas (Dec. 31, 2022)

OSU shot 100% from the FT line (min. 10)..... 22-of-22 vs Texas Tech (Feb. 25, 2017)
Opponent shot 100% from the FT line (min. 10)..... 12-of-12 by Iowa State (Feb. 29, 2020)

OSU shot less than 50% from the FT line..... 42.9 at Iowa State (Jan. 25, 2021)
Opponent shot less than 50% from the FT line..... 47.4 by Iowa State (Feb. 11, 2023)

OSU had 50 Rebounds..... 51 vs Oral Roberts (Nov. 26, 2021)
Opponent had 50 Rebounds..... 50 by Kansas, (Jan. 4, 2022)

OSU had 20 Offensive Rebounds..... 20 vs Oklahoma (Jan. 20, 2018)
Opponent had 20 Offensive Rebounds..... 22 by Texas (Feb. 6, 2021)

OSU had 20 Assists..... 22 vs Texas A&M-Corpus Christi (Dec. 20, 2022)
Opponent had 20 Assists..... 28 by TCU (Feb. 18, 2023)

OSU had 10 Steals..... 11 at Kansas State (Jan. 10, 2023)
Opponent had 10 Steals..... 11 by Kansas (Feb. 14, 2023)

OSU had 10 Blocked Shots..... 12 vs Texas (Jan. 7, 2023)
Opponent had 10 Blocked Shots..... 11 by Oregon State (March 21, 2021)

OSU had two 30-point scorers..... vs Southwestern State (Jan. 2, 2007)
Opponent had two 30-point scorers..... Never
OSU had three 30-point scorers..... vs Oral Roberts (March 4, 1993)

OSU had two 20-point scorers..... vs Kansas State (Feb. 19, 2022)
Opponent had two 20-point scorers..... West Virginia (Feb. 20, 2023)

OSU had three 20-point scorers..... vs Oklahoma (Feb. 18, 2017)
Opponent had three 20-point scorers..... West Virginia (Jan. 4, 2021)
OSU had four 20-point scorers..... vs Northwestern State (Jan. 3, 2009)

Teams combined for four 20-point scorers..... vs Oklahoma (Feb. 18, 2017)
Teams combined for five 20-point scorers..... vs West Virginia (Jan. 4, 2021)
Teams combined for six 20-point scorers..... vs Providence (Nov. 25, 1993)

OSU had five double-figure scorers..... vs UMass Lowell (Nov. 16, 2021)
Opponent had five double-figure scorers..... by TCU (Feb. 04, 2023)

OSU had six double-figure scorers..... vs Col. of Charleston (Nov. 22, 2021)
Opponent had six double-figure scorers..... by TCU (Feb. 18, 2023)

OSU had seven double-figure scorers..... vs Rogers State (Nov. 30, 2016)
Opponent had seven double-figure scorers..... Never

Teams combined for 10 double-figure scorers..... 10 vs Baylor (Feb. 8, 2020)

OSU had all 5 starters score in double figures..... vs TCU (March 13, 2019)
Opp. had all 5 starters score in double figures..... Kansas (Feb. 14, 2022)

OSU had no players score in double figures..... at Iowa State (Feb. 29, 2016)
Opp. had no players score in double figures..... UT Arlington (Nov. 9, 2021)

OSU had only one player score in double figures..... vs Texas (Jan. 7, 2023)
Opp. had only one player score in double figures..... Wichita State (Dec. 17, 2022)

OSU had two double-figure rebounders..... at Oklahoma (Feb. 27, 2021)
OSU had three double-figure rebounders..... at UT Arlington (Nov. 25, 2020)
Opp. had two double-figure rebounders..... Kansas (Jan. 4, 2022)

OSU had two double-doubles..... vs Texas (Feb. 6, 2021)
OSU had three double-doubles..... vs Seattle (Nov. 14, 2009)
Opponent had two double-doubles..... Kansas (Feb. 8, 2021)*
*(Kansas totaled three double-doubles on Feb. 8, 2021)

THE LAST TIME ...

OSU scored 50 points in first half.....	53 vs UT-Rio Grande Valley (Dec. 22, 2017)
OSU scored 50 points in second half	51 vs Prairie View A&M (Nov. 27, 2022)
Opponent scored 50 points in first half.....	50, Oklahoma (Jan. 3, 2018)
Opponent scored 50 points in second half	53, TCU (Feb. 18, 2023)
OSU scored less than 20 points in first half.....	19 at Oklahoma (Feb. 26, 2022)
OSU scored less than 20 points in second half	14 at West Virginia (Feb. 19, 2020)
Opponent scored less than 20 points in first half.....	17, UCF (Nov. 18, 2022)
Opponent scored less than 20 points in second half	16, Iowa State (March 2, 2022)
OSU had three players foul out	at Baylor (Feb. 8, 2020)
Opponent had three players foul out	West Virginia (Jan. 25, 2014)
OSU failed to make a 3-point attempt	vs Iowa State (Jan. 8, 2001)
Opponent failed to make a 3-point attempt	TCU (Feb. 14, 2015)
OSU defeated an AP ranked opponent.....	64-56 vs 11/13 Iowa State (Feb. 11, 2023)
OSU lost to an AP ranked opponent.....	68-73 vs 14/16 Kansas State (Feb. 18, 2023)
OSU won an overtime game	82-79 vs Kansas State (Feb. 19, 2022)
OSU lost an overtime game.....	56-60 vs UCF (Nov. 18, 2022)
OSU won a double-overtime game.....	75-67 vs Texas (Feb. 6, 2021)
OSU lost a double-overtime game.....	67-68 vs Kansas (Feb. 20, 2013)
OSU won a triple-overtime game	105-103 vs Texas (Jan. 16, 2007)
OSU lost a triple-overtime game	97-98 vs Iowa State (Feb. 3, 2014)
OSU won a quadruple-overtime game	96-91 at Colorado (Feb. 5, 1983)
OSU lost a quadruple-overtime game.....	Never

INDIVIDUAL

A Cowboy had a Triple-Double (P/R/A)	19/14/10, Maurice Baker vs UTSA (Jan. 3, 2001)
An Opponent had a Triple-Double (P/R/A)	19/10/11, Anthony Bowie, Oklahoma (Feb. 27, 1985)
A Cowboy had a Double-Double (PTS/REB).....	16/10, Kalib Boone vs Texas (Jan. 7, 2023)
An Opponent had a Double-Double (PTS/REB)	25/11, Eral Penn, DePaul (Nov. 20, 2022)
A Cowboy had a Double-Double (PTS/AST).....	15/11, Isaac Likekele vs TCU (Feb. 6, 2020)
An Opponent had a Double-Double (PTS/AST)	16/11, Damion Baugh, TCU (Feb. 18, 2023)
A Cowboy had a 20/20 Performance (PTS/REB)...	37/20, Mario Boggan vs Texas (Jan. 16, 2007)
An Opponent had a 20/20 Performance (PTS/REB)	20/23, Reginald King, Alabama (Dec. 17, 1976)
A Cowboy had a 20/10 Performance (PTS/REB).....	22/15 Kalib Boone vs Texas (Feb. 6, 2021)
An Opponent had a 20/10 Performance (PTS/REB).....	25/11, Eral Penn, DePaul (Nov. 20, 2022)
A Cowboy scored 30 points	34, Avery Anderson III vs Iowa State (Jan. 26, 2022)
An Opponent Scored 30 Points	31, D'Moi Hodge, Cleveland State (Dec. 13, 2021)
A Cowboy Scored 20 Points.....	27, Kalib Boone vs Kansas (Feb. 14, 2023)
An Opponent Scored 20 points	22, Markquis Nowell, KS\ (Feb. 20, 2023)
A Cowboy had 20 Rebounds	20, Mario Boggan vs Texas (Jan. 16, 2007)
An Opponent had 20 Rebounds	21, Derek Culver, West Virginia (March 9, 2019)
A Cowboy had 15 Rebounds.....	15, Moussa Cisse, vs Southern Illinois (Nov. 11, 2022)
An Opponent had 15 Rebounds.....	15, David McCormack, Kansas (Jan. 4, 2022)
.....	15, Jalen Wilson, Kansas (Jan. 4, 2022)
A Cowboy had 10 Offensive Rebounds.....	10, Mario Boggan vs Texas (Jan. 16, 2007)
An Opponent had 10 Offensive Rebounds.....	12, Rico Gathers, Baylor (Jan. 5, 2016)
A Cowboy had 10 Assists	11, Isaac Likekele vs TCU (Feb. 6, 2020)
An Opponent had 10 Assists	11, Damion Baugh, TCU (Feb. 18, 2023)
A Cowboy had five Steals	5, Avery Anderson III vs Southern Illinois (Nov. 10, 2022)
An Opponent had five Steals	6, Justyn Mutts, Virginia Tech (Dec. 11, 2022)
A Cowboy had five Blocked Shots	5, Kalib Boone vs Oklahoma, 01/18/23
An Opponent had five Blocked Shots	5, Connor Vanover, Arkansas (Jan. 30, 2021)
A Cowboy won a game in the final 3 seconds.....	Offensively: John-Michael Wright made a put-back and-1 with 0.8 remaining to defeat Texas Tech, 71-68, at Gallagher-Iba Arena on Feb. 08, 2023.
.....	Defensively: Mitchell Solomon drew a charge with a second remaining to defeat No. 19 Florida State, 71-70, in Sunrise, Fla., on Dec. 16, 2017.
An Opponent won a game in the final 3 seconds...	Kansas State's Nijel Pack hit a 22-foot three-pointer with 2.2 remaining to beat OSU, 71-68, in Manhattan, Kan. on Feb. 2, 2022.

NO. Name		Min	FG M-A	3P M-A	FT M-A	Rebounds C D R	Fouls PF FO	TP AS	TO	ST	Blocks SB BA	+/-	
22	Kello Boone	F 19:19	3-7	0-0	4-4	3 2 5	4 2	10	2	3	0	1 14	
33	Moussa Classe	C 37:41	6-9	0-0	2-4	8 6 14	4 3	14	2	3	6 1 -2		
0	Avery Anderson, III	G 38:15	1-7	0-4	10-12	0 6 6	2 8	12	5	4	2 1 0 -4		
1	Bryce Thompson	G 31:06	1-9	0-2	0-0	3 3 3	2 1	2	1	4	0 0 1 -3		
51	John-Michael Wright	G 41:09	1-9	0-5	4-4	0 3 3	1 2	6	0	1	1 0 1 -9		
5	Caleb Asberry	29:35	2-8	2-6	0-0	2 2 2	0 6	2	1	1	0 0 -12		
23	Tyreek Smith	14:22	2-6	0-1	0-0	2 2 4	1 0	4	0	0	1 1 0 -4		
2	Chris Harris Jr.	07:38	0-1	0-1	0-0	0 0 0	2 1	0	1	1	0 0 0 3		
13	Quion Williams	05:55	1-2	0-1	0-0	0 1 1	1 0	2	0	1	0 0 0 -3		
Team						3 1 4	0 0						
Totals			17:58	2-20	20-24	16 26	42	19	17	56	13	18	7 8 4 -4

Technical Fouls: NONE

UCF		OSU	
Biggest lead	4 (2 nd 3:05)	17 (1 st 0:02)	
Best Scoring Run	32 nd 5:55	11 (1 st 12:36)	
Lead Changes	9		
Times Tied	4		

Points from		UCF	OSU
Turnovers	18	20	
Paint	12	29	
Second Chances	8	18	
Fast Breaks	0	4	

Period by Period Scoring				
	1 st	2 nd	OT1	OT2
UCF	17	35	6	80
OSU	25	24	4	60

Shooting By Period	
1 st FG%	10-28 38.5%
3PT%	2-8 25.0%
FT%	6-6 100%
2 nd FG%	6-25 24.0%
3PT%	0-11 0%
FT%	12-14 85.7%
OT FG%	1-7 14.3%
3PT%	0-1 0.0%
FT%	2-4 50%
GM FG%	17-58 29.3%
3PT%	2-20 10.0%
FT%	20-24 83.3%

Dead Ball Rebounds: 0

BOX SCORES

Game 5 • Nov. 20, 2022 • Baha Mar Convention Center (Nassau, Bahamas)

OKLAHOMA STATE	82
DEPAUL	78

Official Basketball Box Score - Final
 DePaul at Oklahoma St.
 11/20/22 Baha Mar Convention Center, Nassau
 ESPN-30 North Basketball

Game Time 4:59 PM
 Game Duration: 2:05
 Attendance: 714

DePaul - 78

Records: 9-9

NO.	Name	Min	FG		3P	FT	Rebounds		Fouls		TP	AS	TO	ST	Blocks		a/+	Shooting By Period	
			M-A	P-A	M-A	OR	DR	TOT	FF	FD					BS	BA		1st	FG%
1	Javan Johnson	F 35:47	4-10	0-4	2-2	0	3	3	5	3	10	3	4	0	1	0	-7	3PT%	3-10 30.0%
11	Eral Penn	F 36:40	7-13	3-5	8-11	7	4	11	2	7	25	0	0	1	0	0	-1	FT%	11-31 35.5%
21	Dar'Sean Nelson	F 23:24	3-7	1-2	4-4	0	3	3	4	2	11	0	4	1	1	1	3	2nd FG%	11-26 42.3%
2	Umroja Gibson	G 33:30	3-14	0-5	11-13	1	1	2	3	8	17	6	3	2	0	0	-5	3PT%	4-13 30.8%
5	Philmon Gebrewelt	G 34:52	1-2	1-2	0-0	1	1	2	3	1	3	0	0	0	1	0	-8	FT%	16-19 84.2%
3	Jalen Terry	04:37	0-2	0-1	0-0	0	0	0	0	0	0	0	1	0	0	0	-4	GM FG%	22-57 38.6%
12	Ahamad Bynum	20:06	3-6	2-4	2-3	0	1	1	3	1	10	2	1	1	0	1	4	FT%	7-23 30.4%
0	Zion Cruz	08:56	1-3	0-0	0-0	0	1	1	1	0	2	0	0	0	0	0	0	FT%	27-33 81.8%
4	K.T. Raimy	02:08	0-0	0-0	0-0	0	0	0	0	0	0	0	0	0	0	0	-2	Dead Ball Rebounds: 2.1%	
Team									4 0 4				0 1						
Totals			22-57		7-23	27-33	13 14 27		24 22		78 11		14 5		3 3		-4		

Technical Fouls: Coach 2nd 18:42

Oklahoma St. - 82

Records: 5-8

NO. Name	Min	FG		3P		FT		Rebounds		Fouls		TP	AS	TO	ST	Blocks		+/-	Shooting By Period	
		M-A	M-A	M-A	M-A	OR	DR	TT	FF	FD	BS					BA	1st		FG%	
22 Kalib Boone	F 24:29	7-11	0-0	3-3	4 1	5 5	5 3	17	3	3	2	0	0	11					1st	FG%: 16-28 57.1%
33 Moussa Cisse	C 17:11	2-3	0-0	0-2	4 7	11 4	1 4	4	0	1	0	2	1	7					1st	FT%: 1-5 20.0%
0 Avery Anderson, III	G 30:11	4-9	1-3	7-9	1 1	2 4 7	16	1	4	2	0	0	5					2nd	FG%: 13-30 43.3%	
1 Bryce Thompson	G 27:27	4-9	0-2	0-0	0 2	2 3 2	8	1	4	1	0	1	-3						2nd	FT%: 2-9 22.2%
51 John-Michael Wright	G 34:22	5-14	0-4	4-4	0 4	4 0 3	14	3	1	0	0	1	11							FT%: 10-14 71.4%
5 Caleb Asberry	26:00	2-4	1-2	2-2	1 2	3 3 3	7	0	0	0	0	0	1							GM FG%: 29-58 50.0%
23 Tyreek Smith	18:08	4-5	0-0	3-6	3 4	7 0 3	11	0	2	1	1	0	-1							GM FG%: 3-14 21.4%
2 Chris Harris Jr.	10:21	1-2	1-2	2-2	0 1	1 0 1	5	1	1	0	0	0	0							FT%: 21-29 75.0%
13 Quion Williams	11:51	0-1	0-1	0-0	0 2	2 3 0	0	1	1	0	0	0	-11							Dead Ball Rebounds: 1.
Team					1 0	1 0														
Totals		29-58	3-14	21-28	14 24	38 22 23	82	13	17	6	3	3	4							

Technical Fouls: Harris Jr. 1st 4:27

	DEP	OSU
Biggest lead	1 (2 nd 6:11)	15 (1 st 11:48)
Best Scoring Run	11 (2 nd 17:32)	11 (1 st 12:49)
Lead Changes	6	
Times Tied	4	
Time with Lead	00:55	38:19

Game 7 • Nov. 27, 2022 • Gallagher-Iba Arena (Stillwater, Okla.) • Att: 5,683

PRARIE VIEW A&M	53
OKLAHOMA STATE	78

Official Basketball Box Score - Final
 Prairie View at Oklahoma St.
 11/27/22 Gallagher-Iba Arena, Stillwater
 ESPN-30 North Basketball

Game Time 8:20 PM
 Game Duration: 2:05
 Attendance: 5386

Prairie View - 52

Records: 9-9

NO.	Name	Pos	Min	FG	3P	FT	Rebounds	Fouls	TP	AS	TO	ST	Blocks	+/	Shooting by Period					
															FG%	3PT%	FT%			
21	Nikkol Rutty	F	19:21	0-3	0-0	1-2	0	2	2	1	0	0	1	-12	1st	FG% 10-28	35.7%			
3	Trajan Wesley	G	26:13	4-8	2-2	0-0	1	3	4	1	1	10	0	3	3	2	-11	3PT% 2-13	30.6%	
4	Will Douglas	G	26:46	3-7	1-3	0-2	2	4	6	4	1	7	0	4	2	0	-25	FT% 2-4	50%	
10	Jeremiah Gambrell	G	27:30	8-13	3-8	1-2	0	1	0	1	10	16	1	3	1	0	-2	2nd FG% 11-29	37.9%	
44	Tekorian Smith	G	13:19	1-6	0-2	0-0	0	0	0	0	2	0	1	2	2	0	-12	3PT% 3-11	27.3%	
11	Hegel Augustin	17:16	0-3	0-3	0-0	0	0	0	0	2	0	0	2	0	0	0	-15	FT% 2-4	50%	
2	Braden Bell	15:11	1-8	0-5	0-0	0	4	4	2	0	2	0	0	0	0	0	-7	GM FG% 21-57	36.9%	
5	Kortrijk Miles	21:17	2-6	0-0	2-2	0	1	1	1	2	2	6	0	1	0	0	-12	3PT% 7-24	29.2%	
55	Ricky Nelson	08:57	0-0	0-0	0-0	0	1	1	0	0	0	1	0	0	0	0	-7	FT% 4-8	50.0%	
32	Patrick Neal	08:12	1-1	0-0	0-0	0	1	0	1	0	2	0	0	0	0	0	-4	Dead Ball Rebounds: 4		
33	McKinley Harris	03:50	0-1	0-0	0-0	0	0	0	0	0	0	1	0	0	0	1	-2			
23	Brian Myles	03:29	2-2	0-0	0-0	0	0	0	0	0	0	0	0	0	0	0	-3			
13	Kyle Harding	06:39	1-1	1-1	0-0	0	0	0	0	2	3	2	0	0	1	1	0	-4		
Team							5	0	5		0	1								
Totals			21-57	7-24	4-8	10	25	35	19	8	53	7	15	10	3	9	-25			

Technical Fouls: NONE

Oklahoma St. - 78

Records: 9-9

NO. Name	Min	FG	3P	FT	Rebounds	Fouls	TP	AS	TO	ST	Blocks	+/
		M-A	M-A	M-A	OR DR TOT	FF	FD				BS BA	
22 Kalib Boone	F 16:22	2-5	1-1	0-0	2 1 3	1 0	5	2	3	0	0	11
33 Moussa Cisse	C 22:56	6-9	0-0	1-3	5 6 11	1 3	13	0	0	4	2	17
0 Avery Anderson, III	G 27:45	4-9	1-4	7-8	2 2 4	1 5	16	3	1	1	0	21
1 Bryce Thompson	G 28:30	6-12	1-3	0-2	0 1 1	0 3	13	3	1	1	0	19
51 John-Michael Wright	G 24:48	3-5	1-3	0-0	0 1 1	0 1	7	2	2	3	0	20
5 Caleb Asberry	17:55	2-4	0-2	0-0	1 5 6	1 4	1	1	1	0	0	9
23 Tyreek Smith	15:40	4-4	0-0	0-0	1 3 4	2 0	8	0	1	0	1	0
2 Chris Harris Jr.	13:12	0-3	0-1	1-3	0 2 2	1 2	1	0	1	1	1	5
13 Quion Williams	25:52	3-3	1-1	4-5	1 1 2	2 3	11	2	1	2	0	23
12 Naz Brown	00:24	0-0	0-0	0-0	0 0 0	0 0	0	0	0	0	0	-2
15 Carson Sager	01:24	0-0	0-0	0-0	0 1 1	0 0	0	0	0	0	0	-2
21 Brooks Manzer	01:24	0-0	0-0	0-0	0 1 1	0 0	0	0	0	0	0	-2
25 Bernard Kouma	01:24	0-1	0-0	0-2	0 0 0	0 1	0	0	0	0	1	-2
35 Weston Church	01:24	0-0	0-0	0-0	0 0 0	0 0	0	0	0	0	0	-2
Team					3 2 5			0	0			
Totals		30-54	5-15	13-23	15 26 41	9 19	78	13	11	8 9	3 25	

Shooting %	
FG	30-54 55.6%
3PT	5-15 33.3%
FT	6-9 66.7%
GM FG	30-32 93.8%
3PT	4-7 57.1%
FT	7-14 50.0%
GM FG	30-54 55.6%
3PT	5-15 33.3%
FT	13-25 52.0%

Dead Ball Fouls: 4, 9

Technical Fouls: Coach 2nd 10:19

	PVAMU	OSU
Biggest lead	5 (1 st 8:38)	20 (2 nd 16:09)
Best Scoring Run	9 (1 st 8:38)	14 (2 nd 16:34)
Lead Changes	12	
Times Tied	0	
Time with Lead	08:42	25:41

Game 6 • Nov. 25, 2022 • Gallagher-Iba Arena (Stillwater, Okla.) • Att: 9,856

TULSA	56
OKLAHOMA STATE	82

Official Basketball Box Score - Final
 Tulsa at Oklahoma St.
 11/25/22 Gallagher-Iba Arena, Stillwater
 ESPN-30 North Basketball

Game Time 7:20 PM
 Game Duration: 1:58
 Attendance: 8,005

Tulsa - 56

Records: 3-4

Game # 09																	
NO. Name	Min	FG M-A	3P M-A	FT M-A	Rebounds OR DR TOT	Fouls FF FD	TP	AS	TO	ST	Blocks BS BA	+/-	Shooting By Period				
													1st	2nd	3rd		
10 Tim Dalgner	F 22:39	2-8	1-4	0-0	1 3 4	1 1	5	1	2	0	0	1 -20	1st	FG%	12.31	36.7%	
33 Bryant Selebangue	F 22:39	4-6	0-0	0-0	3 2 5	2 0	8	0	2	0	1 0 -8		2PT%	4-4	28.6%		
1 Sam Griffin	G 26:51	3-9	0-4	1-1	0 2 2	1 2	7	3	0	1	0 0 -19		3PT%	1-13	33.3%		
3 Sterling Gaston-Chapman	G 16:48	3-5	1-2	0-0	2 3 5	2 0	7	0	4	0	0 1 -8		2nd	FG%	12.35	34.3%	
14 Anthony Pritchard	G 21:09	0-6	0-2	0-0	0 0 0	1 2	0	1	6	1 0 0 -26			3PT%	3-16	18.8%		
2 Keyshawn Embury-Simpson	22:52	4-10	2-6	0-2	0 0 0	0 3	2	10	0	1 1 1 -20			FT%	0-1	0%		
11 Brandon Detson	17:55	3-6	3-6	0-0	0 2 2	2 0	9	5	1	0 0 0 -11			3rd	FG%	24-66	36.3%	
15 Charles Chukwu	17:21	3-4	0-0	0-0	2 2 4	0 0	6	0	0	1 0 1 -18			FT%	7-10	23.5%		
4 Brian Knight	16:04	0-6	0-4	0-0	1 2 3	1 0	0	0	0	1 0 0 -6			Dead Ball Rebounds: 10				
0 Jeshiah McWright	12:28	1-5	0-2	0-1	0 3 3	1 1	2	1	2	3 0 1 -1							
5 Peyton Urbancic	01:37	1-1	0-0	0-0	0 0 0	0 0	2	0	0	0 0 0 2							
23 Ari Seale	01:37	0-0	0-0	0-0	0 0 0	0 0	0	0	0	0 0 0 2							
Team					4 6 10			0	0								
Totals		24-66	7-30	1-4	13 25 38	14 8	56	11	19	7 2 4 -26							

Technical Fouls: Dalgar 2nd 18:22; Gaston-Chapman 2nd 17:44

Oklahoma St. - 82

Records: 4-8

NO. Name	Min	FG	3P	FT	Reb	TO	TP	AS	TO	ST	Blocks	+/	Shooting by Period
		M-A	M-A	M-A	OR DR TOT	FF	FD				BS BA		
22 Kalib Boone	F 17:41	3-7	0-1	3-3	3 1 4	0 2	9	1	2	0	0	2	1st FG% 17-36 47.2%
33 Moussa Cisse	C 24:26	6-7	0-0	0-2	2 6 8	0 2	12	1	1	0	3	0	2nd FG% 5-15 33.3%
0 Avery Anderson, III	G 21:09	2-7	0-2	2-2	0 5 5	4 2	0	3	4	2	0	0	3rd FG% 2-5 40.0%
1 Bryce Thompson	G 25:18	6-14	4-8	2-2	0 1 1	1 1	0	18	1	2	0	0	4th FG% 15-30 50.0%
51 John-Michael Wright	G 26:42	3-9	2-6	0-0	0 0 0	0 1	8	3	0	2	0	0	1st FG% 4-12 33.3%
2 Chris Harris Jr.	21:54	2-5	1-3	0-0	0 3 3	0 0	5	4	0	1	0	0	2nd FG% 7-9 77.8%
5 Caleb Asberry	20:29	2-7	2-5	2-2	1 4 5	2 3	8	1	1	0	3	0	3rd FG% 32-36 88.9%
23 Tyreek Smith	13:50	5-5	0-0	0-2	2 5 7	0 1	10	1	0	0	0	0	4th FG% 9-27 33.3%
13 Quion Williams	18:21	3-4	0-1	3-4	7 0 7	0 2	6	1	1	1	0	0	FG% 7-14 50.0%
12 Naz Brown	04:02	0-1	0-1	0-0	0 0 0	0 1	0	0	2	0	0	0	
15 Carson Sager	01:37	0-0	0-0	0-0	0 0 0	0 0	0	0	1	0	0	0	
21 Brooks Manzer	01:37	0-0	0-0	0-0	0 0 0	0 0	0	0	0	0	0	0	
25 Bernard Kouma	01:37	0-0	0-0	0-0	0 0 0	0 0	0	0	0	0	1	0	
35 Weston Church	01:37	0-0	0-0	0-0	0 1 1	0 0	0	0	0	0	0	0	
Team					1 1 2			0	0				
Totals		32-66	9-27	9-14	12 31 43	8 13	82	16	13	9 4	2 25		

Technical Fouls: NONE

Tulsa - 56

Records: 3-4

	TULSA	OSU
Biggest lead	5 (1 st 15:14)	20 (2 nd 8:40)
Best Scoring Run	7 (2 nd 2:44)	17 (2 nd 6:48)
Lead Changes	5	
Times Tied	2	
Time with Lead	07:19	30:44

Game 8 • Dec. 1, 2022 • Harry A. Gampel Pavilion (Mansfield, Conn.) • Att: 10,167

OKLAHOMA STATE	64
8/6 CONNECTICUT	74

BOX SCORES

Game 9 • Dec. 6, 2022 • Gallagher-Iba Arena (Stillwater, Okla.) • Att: 5,368

SAM HOUSTON	51
OKLAHOMA STATE	65

Official Basketball Box Score - Final
Sam Houston at Oklahoma St.
 197022 Gallagher-Iba Arena, Stillwater
 12:00-01:00:00

Game Time 1:00 PM
 Game Duration: 1:00
 Attendance: 5,368

Sam Houston - #1

Records: 7-9

Oklahoma High Schoolers, Marques Peltier, Owen Scott

NO. Name	Min	FG	3P	FT	Rebounds	Fouls	TP	AS	TO	ST	Blocks	+/
		M-A	M-A	M-A	OR DR TOT	PF					BS BA	
1 Kaeli Ezeagu	F 17:26	1-2	0-0	0-2	1 0 1	2 1	2	0	0	1	0	-10
12 Tristan Ikpe	F 17:44	1-3	1-2	0-0	2 3 5	4 0	3	0	1	2	0	3
2 Qua Grant	G 35:16	6-14	1-6	2-2	1 0 1	1 12	5	2	3	4	1	-12
11 Javon May	G 22:26	2-4	0-1	0-0	1 3 4	0 2	4	1	2	1	0	-1
24 Donte Powers	G 30:04	3-9	2-5	2-3	0 3 3	2 4	10	2	1	3	0	-3
40 Kian Scroggins	22:34	1-2	0-0	7-8	0 2 2	1 4	9	1	0	0	0	-4
3 Lamar Wilkerson	15:25	0-4	0-2	0-0	2 1 3	3 0	0	0	0	0	0	-6
13 Jaden Ray	15:10	1-4	0-1	0-2	0 1 1	0 1	2	2	1	2	0	-16
25 Cameron Huefner	22:16	2-6	2-3	0-0	0 1 1	2 0	6	0	0	0	0	-17
0 Ron Mitchell	01:39	0-1	0-1	0-0	0 0 0	0 0	0	0	0	0	0	-4
Team					1 0 1							
Totals		17-49	6-21	11-17	8 14 22	15 14	51	8	11	12	2 4	-14

Technical Fouls: NONE

Shooting By Period
1st FG% 7-23 30.4%
3PT% 3-10 30.0%
FT% 3-3 100%
2nd FG% 10-26 38.5%
3PT% 3-11 27.3%
FT% 1-4 25.0%
GM FG% 17-49 34.7%
3PT% 6-21 28.6%
FT% 11-17 64.7%

Dead Ball Rebounds: 7, 9

Oklahoma St. - #5

Records: 9-9

Oklahoma High Schoolers, Marques Peltier, Owen Scott

NO. Name	Min	FG	3P	FT	Rebounds	Fouls	TP	AS	TO	ST	Blocks	+/
		M-A	M-A	M-A	OR DR TOT	PF					BS BA	
22 Kallio Boone	F 21:04	2-4	0-1	0-0	3 0 3	1 2	4	2	2	1	0	11
33 Moussa Cisse	C 34:55	2-5	0-0	2-3	2 11 13	3 3	6	2	1	4	0	20
0 Avery Anderson, III	G 29:11	3-8	1-3	3-3	1 2 3	2 4	10	4	2	1	0	8
1 Bryce Thompson	G 29:10	6-10	4-6	1-2	0 0 0	3 3	17	3	2	0	0	22
51 John-Michael Wright	G 20:37	4-6	2-4	0-0	2 2 2	1 0	10	2	2	1	0	12
5 Caleb Asberry	23:02	1-6	0-4	3-4	0 1 1	1 2	5	1	0	0	0	0
23 Tyreek Smith	21:10	4-5	1-2	1-2	3 2 5	0 1	10	0	1	0	0	0
13 Quion Williams	09:45	1-2	1-1	0-0	1 2 3	2 0	3	0	2	0	0	-8
2 Chris Harris Jr.	09:55	0-3	0-3	0-0	0 0 0	1 0	0	1	2	0	0	3
4 Woody Newton	02:11	0-0	0-0	0-0	0 0 0	0 0	0	0	1	0	0	-4
Team					4 3 7							
Totals		23-49	9-24	10-14	14 23 37	14 15	65	13	17	6 4	2 14	

Technical Fouls: NONE

Shooting By Period
1st FG% 12-31 38.7%
3PT% 5-16 31.3%
FT% 3-4 75%
2nd FG% 11-18 61.1%
3PT% 4-5 80.0%
FT% 7-10 70%
GM FG% 23-49 46.9%
3PT% 9-24 37.5%
FT% 10-14 71.4%

Dead Ball Rebounds: 2, 9

SHU	OSU
Biggest lead	3 (1st 10:20) 19 (2nd 1:59)
Best Shooting Run	7 (2nd 16:52) 8 (2nd 6:58)
Lead Changes	2
Times Tied	3
Time with Lead	04:32 32:21

Points from	SHU	OSU
Turnovers	14	16
Paint	20	24
Second Chance	12	18
Fast Breaks	10	13
Bench	17	18

Period by Period Scoring
1st 2nd TOT
SHU 20 31 51
OSU 32 33 65

Game 10 • Dec. 11, 2022 • Barclays Center (Brooklyn, NY)

OKLAHOMA STATE	65
VIRGINIA TECH	70

Official Basketball Box Score - Final
Oklahoma St. at Virginia Tech
 1871 LANE University Center, Blacksburg, VA
 12:00-01:00:00

Game Time 12:00 PM
 Game Duration: 1:00
 Attendance: 8,100

Oklahoma High Schoolers, Marques Peltier, Owen Scott

Oklahoma St. - #5

Records: 9-9

NO. Name	Min	FG	3P	FT	Rebounds	Fouls	TP	AS	TO	ST	Blocks	+/
		M-A	M-A	M-A	OR DR TOT	PF					BS BA	
22 Kallio Boone	F 27:13	6-10	0-0	3-4	3 4 7	3 4	15	0	2	1	4	1
33 Moussa Cisse	C 29:30	3-5	0-0	6-9	1 6 7	4 5	12	1	2	0	1	0
0 Avery Anderson, III	G 28:24	5-9	3-5	2-2	0 2 2	2 3	15	4	5	3	1	-4
1 Bryce Thompson	G 28:10	2-9	0-4	0-0	0 1 1	4 0	4	4	4	0	1	0
51 John-Michael Wright	G 28:26	1-5	1-4	0-0	3 3 6	2 2	3	3	0	1	0	1
5 Caleb Asberry	24:43	2-8	2-2	0-3	3 3 6	3 2	8	2	1	0	0	-13
23 Tyreek Smith	15:41	1-4	0-0	0-0	1 2 3	1 1	2	0	0	0	0	-3
2 Chris Harris Jr.	09:48	1-2	0-1	0-0	1 3 4	2 1	2	0	0	1	0	-4
13 Quion Williams	02:16	0-0	0-0	0-0	1 1 0	0 0	0	0	0	0	0	-1
4 Woody Newton	05:49	1-3	1-2	1-2	1 2 3	0 0	4	0	2	0	0	-2
Team					1 0 1							
Totals		22-55	7-24	14-19	11 27 38	21 18	65	14	17	6 7	3 5	

Technical Fouls: NONE

Shooting By Period
1st FG% 11-29 37.9%
3PT% 3-12 25.0%
FT% 0-0 0%
2nd FG% 11-26 42.3%
3PT% 4-12 33.3%
FT% 14-19 73.7%
GM FG% 22-55 40.0%
3PT% 7-24 29.2%
FT% 14-19 73.7%

Dead Ball Rebounds: 1, 9

Virginia Tech - #7

Records: 11-1

NO. Name	Min	FG	3P	FT	Rebounds	Fouls	TP	AS	TO	ST	Blocks	+/
		M-A	M-A	M-A	OR DR TOT	PF					BS BA	
21 Grant Basile	F 27:45	4-12	2-5	3-5	1 4 5	3 4	13	2	0	1	2	1
25 Justyn Mutts	F 26:06	5-8	2-3	1-2	1 3 4	4 2	13	4	4	6	0	-2
0 Hunter Caltor	G 35:05	1-5	0-3	7-8	0 6 6	1 6	9	1	1	3	0	0
3 Sean Padilla	G 39:05	6-16	2-4	2-3	1 4 5	3 6	16	4	1	1	0	3
13 Darius Maddox	G 32:48	3-9	1-3	0-0	3 0 3	2 0	7	0	2	0	1	5
34 Myjaiel Potrat	15:21	1-2	0-0	6-6	2 4 6	3 3	8	1	0	0	0	4
2 MJ Collins	13:47	1-3	0-2	0-0	0 1 1	0 0	2	0	0	0	0	-4
15 Lynn Kidd	10:03	1-2	0-0	0-0	1 1 2	2 0	2	0	2	0	0	1
Team					2 3 5							
Totals		22-57	7-20	19-24	11 26 37	18 21	70	12	10	11 3	7 5	

Technical Fouls: NONE

Shooting By Period
1st FG% 13-31 41.9%
3PT% 4-14 28.6%
FT% 4-5 80%
2nd FG% 9-26 34.6%
3PT% 3-6 50.0%
FT% 15-19 78.9%
GM FG% 22-57 38.6%
3PT% 7-20 35.0%
FT% 19-24 79.2%

Dead Ball Rebounds: 2, 9

OSU	VT
Biggest lead	3 (2nd 11:29) 12 (1st 7:18)
Best Shooting Run	8 (1st 4:40) 8 (1st 7:18)
Lead Changes	3
Times Tied	8
Time with Lead	05:32 25:40

Points from	OSU	VT
Turnovers	14	18
Paint	25	24
Second Chance	11	10
Fast Breaks	8	7
Bench	18	12

Game 10 (Oklahoma St.) at Virginia Tech (Virginia Tech) • Game 10 (Oklahoma St.) at Virginia Tech (Virginia Tech) • Game 10 (Oklahoma St.) at Virginia Tech (Virginia Tech)

Game 11 • Dec. 17, 2022 • Intrust Bank Arena (Wichita, Kan.) • Att: 7,783

OKLAHOMA STATE	59
WICHITA STATE	49

Official Basketball Box Score - Final
Oklahoma St. at Wichita St.
 197783 Intrust Bank Arena, Wichita, Kan.
 12:00-01:00:00

Game Time 12:00 PM
 Game Duration: 1:00
 Attendance: 7,783

Oklahoma St. - #9

Records: 7-9

Oklahoma High Schoolers, Marques Peltier, Owen Scott

NO. Name	Min	FG	3P	FT	Rebounds	Fouls	TP	AS	TO	ST	Blocks	+/
		M-A	M-A	M-A	OR DR TOT	PF					BS BA	
22 Kallio Boone	F 28:48	2-5	0-0	2-4	2 3 5	2 2	6	1	2	0	0	1
33 Moussa Cisse	C 28:36	1-2	0-0	1-2	3 9 12	1 2	3	0	2	0	3	0
0 Avery Anderson, III	G 27:37	1-5	0-4	6-6	0 5 5	3 4	8	0	2	4	0	0
1 Bryce Thompson	G 33:45	7-17	5-9	0-0	0 1 1	0 19	5	4	0	0	0	2
51 John-Michael Wright	G 32:38	5-10	4-7	2-2	0 6 6	1 1	16	1	2	1	0	14
23 Tyreek Smith	15:20	3-3	0-0	1-1	0 2 2	2 1	7	1	1	0	1	0
13 Quion Williams	09:14	0-2	0-1	0-0	1 0 1	2 0	0	1	0	0	0	-7
2 Chris Harris Jr.	18:05	0-2	0-1	0-0	1 0 1	1 2	0	5	0	1	0	0
4 Woody Newton	05:57	0-2	0-1	0-0	0 2 2	1 0	0	1	0	0	0	0
Team					0 0 0							
Totals		19-48	9-23	12-15	7 28 35	13 13	59	14	14	6 4	3 10	

Technical Fouls: NONE

Shooting By Period
1st FG% 11-26 42.3%
3PT% 5-11 45.5%
FT% 5-6 100%
2nd FG% 9-22 40.9%
3PT% 4-12 33.3%
FT% 7-10 70%
GM FG% 19-48 39.6%
3PT% 9-23 39.1%
FT% 12-15 80.0%

Dead Ball Rebounds: 2, 2

Wichita St. - #5

Records: 6-6

Oklahoma High Schoolers, Marques Peltier, Owen Scott

NO. Name	Min	FG	3P	FT	Rebounds		Fouls		TP	AS	TO	ST	Blocks		+/-	Shooting By Period		
		M-A	M-A	M-A	OR	DR	PF	FF					BS	BA		1st	FG	10-28
11 Kenny Pohto	F 25:27	1-4	0-3	0-2	0	1	1	2	1	2	1	1	0	0	-13	3PT%	1-12	8.3%
23 Gus Okakor	F 19:29	1-6	0-2	2-2	1	0	1	0	1	4	0	0	0	0	-6	FT%	5-6	82.5%
3 Craig Porter Jr.	G 36:38	7-13	0-2	0-0	1	6	7	1	14	1	2	3	1	2	-10	FT%	5-6	92.5%
5 Jaron Pierre Jr.	G 26:14	2-9	1-6	0-0	0	2	2	1	5	1	1	1	0	0	-6	3PT%	0-9	0.0%
10 Jaykwon Walton	G 31:20	2-6	0-2	2-2	0	3	3	3	6	0	2	0	1	1	-10	3PT%	5-7	71.4%
33 James Rojas	20:31	3-5	0-2	1-3	1	4	5	3	4	7	0	3	0	0	-4	GM FG%	19-52	36.5%
12 Melvin Flanagan	16:36	2-6	0-3	5-6	1	1	2	1	3	9	1	0	1	0	12	3PT%	1-21	4.8%
15 Quincy Ballard	14:33	1-1	0-0	0-0	1	4	5	0	2	0	0	1	1	0	3	FT%	10-15	66.7%
1 Xavier Bell	09:12	0-2	0-1	0-0	0	1	1	1	0	0	0	2	0	0	-16			
Team					0	0	0	0	0	0	0	0	0	0				Dead Ball Rebounder: 1
Totals		48-81	15-53	45-55	5	32	37	19	140	4	14	5	0	4	40			

BOX SCORES

Game 13 • Dec. 31, 2022 • Allen Fieldhouse (Lawrence, Kan.) • Att: 16,300

OKLAHOMA STATE
4/4 KANSAS67
69Official Basketball Box Score - Final
Oklahoma St. at Kansas
12/31/22 Allen Fieldhouse, Lawrence
ESPN-2 Sports IllustratedGame Time 1:19 PM
Game Duration 8:51
Attendance 16,300

Oklahoma Doug Strass, Seth Roberts, Dred Smith

Oklahoma St. - 67

Records: 6-5 (2-5)

NO. Name	Min	FG	3P	FT	Rebounds	Fouls	TP	AS	TO	ST	Blocks	++
22 Kalib Boone	F 22:11	1-4	0-0	0-0	2 5 7	1 0	2	2	1	0	1	-6
33 Moussa Cisse	C 24:52	2-5	0-0	0-1	3 3 6	1 3	4	2	0	1	2	0
0 Avery Anderson, III	G 31:47	1-5	0-3	0-0	0 4 4	0 2	2	2	3	2	0	3
1 Bryce Thompson	G 29:14	7-13	2-2	0 1 1	4 2 23	1 3	0	0	0	1	0	-2
51 John-Michael Wright	G 33:27	6-15	4-9	3-4	0 4 4	1 4	19	3	4	1	0	-2
23 Tyreek Smith	16:09	2-2	0-0	0-1	1 1 2	1 2	4	1	0	0	1	-1
2 Chris Harris Jr.	15:29	1-3	1-2	0-0	0 0 0	2 0	3	0	0	1	0	-8
4 Woody Newton	10:16	2-5	0-3	1-1	1 2 3	2 2	5	0	0	0	0	-3
5 Caleb Asberry	16:35	1-2	1-2	2-2	0 2 2	3 2	5	2	0	0	1	0
Team					3 0 3	0	2					
Totals		23-54	13-29	8-11	10 22 32	15 17	67	13	13	5	5	2

Technical Fouls: NONE

Kansas - 69

Records: 12-1 (1-1)

NO. Name	Min	FG	3P	FT	Rebounds	Fouls	TP	AS	TO	ST	Blocks	++
10 Jalen Wilson	F 35:41	7-17	3-8	3-5	1 3 4	1 5	20	2	1	0	1	4
24 KJ Adams, Jr.	F 23:22	6-6	0-0	2-3	1 4 4	4 3	14	1	4	1	0	-2
3 Dajuan Harris	G 33:23	2-6	2-2	0-0	0 3 3	0 1	6	9	1	1	0	1
4 Grady Dick	G 32:47	3-9	2-4	0-0	3 6 9	4 2	8	4	1	1	0	-2
15 Kevin McCullar	G 33:02	2-6	2-4	1-2	0 5 5	4 2	7	1	5	2	1	0
0 Bobby Pettiford	09:09	1-1	0-0	0-0	1 1 2	0 0	2	0	0	0	0	2
35 Zubey Ejoror	09:30	2-4	0-0	0-0	1 2 3	1 1	4	0	0	0	1	0
1 Joseph Yesufu	13:33	2-6	2-5	0-0	0 2 2	1 1	6	0	0	0	0	1
21 Zach Clemence	04:41	0-0	0-0	0-0	0 0 0	0 0	0	0	0	0	0	0
11 MJ Rice	02:24	0-0	0-0	0-0	0 0 0	0 0	0	0	0	1	0	-5
31 Cam Martin	02:27	1-1	0-0	0-0	1 0 1	0 0	2	0	0	0	0	-5
23 Ernest Udoh Jr.	00:01	0-0	0-0	0-0	0 0 0	0 0	0	0	0	1	0	0
Team					1 1 2	0	0					
Totals		26-56	11-23	6-10	11 24 35	17 15	69	17	12	7	2	5

Technical Fouls: NONE

	OSU	KAN
Biggest lead	16 (1 st 0:38)	3 (2 nd 6:17)
Best Scoring Run	6 (1 st 8:16)	11 (2 nd 13:31)
Lead Changes	8	0
Times Tied	6	0
Time with Lead	27:10	07:57

Points from Turnovers	OSU	KAN
Paint	18	24
Second Chance	15	18
Fast Breaks	6	1
Bench	17	14

Period by Period Scoring	1st	2nd	TOT
OSU	45	22	67
KAN	30	39	69

Game 15 • Jan. 7, 2023 • Gallagher-Iba Arena (Stillwater, Okla.) • Att: 7,368

6/6 TEXAS
OKLAHOMA STATE56
46Official Basketball Box Score - Final
Texas at Oklahoma St.
01/07/23 Gallagher-Iba Arena, Stillwater
ESPN-2 Sports IllustratedGame Time 11:09 AM
Game Duration 8:58
Attendance 7,368

Oklahoma Gary Harrell, Margaux Phillips, Jay Dwyer

Texas - 56

Records: 13-6 (2-2)

NO. Name	Min	FG	3P	FT	Rebounds	Fouls	TP	AS	TO	ST	Blocks	++
0 Timmy Allen	F 30:21	3-8	0-2	5-6	1 5 6	1 5	11	2	3	3	0	1
1 Dylan Disu	F 19:07	2-5	1-1	1-2	0 3 3	4 2	6	0	2	0	1	1
23 Dillon Mitchell	F 29:49	2-6	0-0	0-0	0 3 9	12 1	0	4	0	1	3	0
4 Tyrese Hunter	G 27:19	1-8	0-3	3-4	2 4 6	1 2	5	0	3	2	0	3
5 Marcus Carr	G 38:21	4-11	2-5	2-2	0 1 1	0 3	12	4	3	0	0	1
32 Christian Bishop	13:12	2-5	0-0	2-3	1 2 3	4 4	6	0	0	0	0	-2
2 Antonio Morris	10:19	0-2	0-2	0-0	0 0 0	1 0	0	0	1	0	0	-2
10 SirJabari Rice	17:26	1-6	0-3	2-2	0 1 1	4 2	4	1	1	2	0	8
30 Brock Cunningham	14:06	2-3	2-2	2-2	3 1 4	3 2	8	0	0	0	0	10
Team					2 1 3	0	1					
Totals		17-54	5-16	17-21	12 27 39	19 20	56	7	15	10	1	12

Technical Fouls: NONE

Oklahoma St. - 46

Records: 6-5 (1-1)

NO. Name	Min	FG	3P	FT	Rebounds	Fouls	TP	AS	TO	ST	Blocks	++
22 Kalib Boone	F 34:13	6-9	0-1	4-4	4 6 10	3 4	16	1	3	1	6	0
23 Tyreek Smith	F 23:09	0-2	0-0	0-0	1 1 2	3 0	0	0	2	1	3	0
0 Avery Anderson, III	G 24:22	2-9	0-3	1-4	1 1 2	5 5	1	1	0	0	1	-1
1 Bryce Thompson	G 26:54	1-5	1-2	2-3	0 1 1	3 1	5	0	2	0	0	-1
51 John-Michael Wright	G 29:45	2-9	2-7	1-1	0 2 2	1 1	7	1	4	0	0	-15
23 Tyreek Smith	13:38	1-3	1-3	0-0	0 0 0	0 0	3	1	0	2	1	0
4 Woody Newton	12:59	0-1	0-0	3-5	1 3 4	4 4	3	0	1	0	0	-5
5 Caleb Asberry	22:33	2-6	2-5	0-2	1 4 5	1 1	6	3	2	0	1	-8
13 Quon Williams	10:39	0-2	0-0	1-2	0 4 4	2 3	1	1	1	1	0	-4
25 Bernard Kouma	01:48	0-0	0-0	0-0	0 1 1	0 0	0	0	0	0	0	-1
Team					1 3 4	0	2					
Totals		14-46	6-21	12-21	9 26 35	20 19	46	8	18	5	12	1

Technical Fouls: NONE

	TEXAS	OSU
Biggest lead	10 (2 nd 16:47)	1 (1 st 17:28)
Best Scoring Run	6 (2 nd 3:26)	6 (2 nd 10:33)
Lead Changes	4	0
Times Tied	2	0
Time with Lead	35:25	00:50

Points from Turnovers	TEXAS	OSU
Paint	18	14
Second Chance	18	12
Fast Breaks	3	3
Bench	18	13

Period by Period Scoring	1st	2nd	TOT
OSU	32	24	56
KAN	24	22	46

Game 14 • Jan. 2, 2023 • Gallagher-Iba Arena (Stillwater, Okla.) • Att: 6,134

WEST VIRGINIA
OKLAHOMA STATE60
67Official Basketball Box Score - Final
West Virginia at Oklahoma St.
01/02/23 Gallagher-Iba Arena, Stillwater
ESPN-2 Sports IllustratedGame Time 10:01 PM
Game Duration 8:58
Attendance 6,134

Oklahoma John Higgins, Gerry Arnold, Andre Patey

West Virginia - 60

Records: 19-4 (2-2)

NO. Name	Min	FG	3P	FT	Rebounds	Fouls	TP	AS	TO	ST	Blocks	++
1 Emmitt Matthews Jr.	F 15:35	2-3	0-0	4-6	1 2 3	3 3	8	0	2	1	0	0
3 Tre Mitchell	F 40:00	5-12	2-4	4-4	4 3 7	1 6	16	2	2	2	1	-7
15 Jimmy Bell Jr.	F 22:30	0-2	0-0	4-8	3 6 9	0 4	4	1	1	0	1	-10
0 Kedrian Johnson	G 32:37	0-8	0-2	4-6	0 1 1	4 7	4	1	2	0	0	-6
10 Erik Stevenson	G 25:33	7-12	3-7	0-0	0 4 4	5 1	17	2	4	3	0	-4
2 Kobe Johnson	08:27	1-2	0-1	0-0	1 0 1	1 0	2	0	1	0	0	-3
11 Mohamed Wague	05:30	1-1	0-0	0-0	1 0 1	3 1	2	0	1	0	0	-7
14 Seth Wilson	16:18	1-4	0-2	0-0	0 1 1	1 0	2	1	0	1	0	5
5 Joe Toussaint	25:12	1-5	0-2	1-2	0 5 5	3 2	3	2	2	0	0	0
32 James Okonkwo	01:36	0-0	0-0	0-0	0 0 0	0 0	0	0	0	0	0	-1
24 Pat Suernick	06:42	1-3	0-0	0-2	3 1 4	0 1	2	0	0	0	0	6
Team					0 1 1	0	0					
Totals		19-52	5-18	17-28	13 24 37	21 25	60	9	15	7	2	3

Technical Fouls: Stevenson 2nd 7:17

Oklahoma St. - 67

Records: 6-5 (1-1)

NO. Name	Min	FG	3P	FT	Rebounds	Fouls	TP	AS	TO	ST	Blocks	++
22 Kalib Boone	F 27:13	5-6	0-0	0-0	1 5 6	3 2	10	0	1	0	0	3
33 Moussa Cisse	C 10:32	3-5	0-0	0-0	0 3 3	2 0	6	0	0	1	1	0
0 Avery Anderson, III	G 21:23	6-10	0-2	1-1	0 5 5	5 1	13	2	5	0	0	10
1 Bryce Thompson	G 33:40	5-14	2-5	3-6	0 1 1	3 6	15	1	1	1	0	10
51 John-Michael Wright	G 33:05	4-7	2-4	1-2	0 1 1	3 2	11	4	5	1	0	6
2 Chris Harris Jr.	09:20	0-3	0-2	0-0	0 2 2	0 1	0	0	1	2	0	-2
23 Tyreek Smith	26:34	0-0	0-0	4-4	2 4 6	3 3	4	0	1	0	2	0
5 Caleb Asberry	18:50	1-3	1-3	3-4	0 2 2	2 3	6	0	0	0	0	-1
4 Woody Newton	08:11	0-1	0-0	0-0	2 0 2	2 1	1	0	0	0	0	-1
13 Quon Williams	08:44	1-3	0-0	0-0	0 1 1	3 0	2	1	0	0	0	2
25 Bernard Kouma	02:26	0-0	0-0	0-0	0 0 0	0 1	0	0	0	0	0	1
Team					1 0 1	0	0					
Totals		25-52	5-16	12-17	6 24 30	25 20	67	8	14	5	3	2

Technical Fouls: NONE

WVU

OSU

	WVU	OSU
Biggest lead	3 (2 nd 6:30)	19 (2 nd 18:49)
Best Scoring Run	12 (2 nd 11:45)	8 (2 nd 18:47)
Lead Changes	2	14
Times Tied	1	8
Time with Lead	03:25	34:45

Points from Turnovers	WVU	OSU
Paint	13	34
Second Chance	6	12
Fast Breaks	6	6
Bench	11	12

Period by Period Scoring	1st	2nd	TOT
WVU	22	38	60
OSU	31	36	67

Game 16 • Jan. 10, 2023 • Bramlage Coliseum (Manhattan, Kan.) • Att: 11,000

OKLAHOMA STATE
11/13 KANSAS STATE57
65Official Basketball Box Score - Final
Oklahoma St. at Kansas St.
01/10/23 Bramlage Coliseum, Manhattan
ESPN-2 Sports IllustratedGame Time 10:01 PM
Game Duration 8:58
Attendance 11,000

Oklahoma Kip Runkle, Matt Crenshaw, Dred Smith

Oklahoma St. - 57

Records: 6-7 (1-2)

NO. Name	Min	FG	3P	FT	Rebounds	Fouls	TP	AS	TO	ST	Blocks	±/±
		M-A	M-A	M-A	OR DR FT	FF					BS	
22 Kalib Boone	F 29:25	9-15	0-0	5-6	2 1 3	2 4	23	1	5	2	2	2 1
23 Tyreek Smith	F 23:53	1-3	0-0	0-0	3 4 7	1 1	2	0	1	2	3	1 1
0 Avery Anderson, III	G 12:07	0-3	0-2	0-0	0 2 2	1 1	0	3	2	0	0	-5
1 Bryce Thompson	G 31:45	2-13	0-5	1-1	0 5 5	2 2 5	3	2	1	0	0	-17
51 John-Michael Wright	G 25:51	1-9	1-3	0-0	1 1 2	4 0 3	0	1	2	0	2	-3
4 Woody Newton	20:56	2-5	0-0	2	3 5	1 0 4	1	1	2	0	0	-16
2 Chris Harris Jr	17:47	1-4	1-3	0-0	0 2 2	3 0 3	2	1	0	0	0	4
5 Caleb Asberry	27:01	5-11	3-7	2-2	1 4 5	1 3 15	2	1	1	1	0	2
13 Quion Williams	07:10	0-1	0-1	0-0	1 2 3	1 0	0	1	0	0	0	-4
25 Bernard Kouma	04:05	1-2	0-0	0-0	1 1 2	1 0	2	0	1	1	0	-6
Team					4 2 6			0	1			
Totals		22-66	5-22	9-9	15 27 42	17 11	57	13	16	11	6	5 -8

BOX SCORES

Game 17 • Jan. 14, 2023 • Ferrell Center (Waco, Texas) • Att: 9,616

OKLAHOMA STATE	58
BAYLOR	74

Official Basketball Box Score - Final
Oklahoma St. at Baylor
OU/MSU Ferrell Center, Waco, Texas
12:00-01 North Standalone

Game Time 2:00 PM
Game Duration: 1:27
Attendance: 9,616

Oklahoma: Seth Kibbe, Brad Smith, Josh Winder

Records: 9-9 (3-9)														
NO.	Name	Min	FG	3P	FT	Rebounds	Fouls	TP	AS	TO	ST	Blocks	BA	+
22	Kalib Boone	F 17:46	3-4	0-0	2-3	2 1 3	4 5 8	0 1 0	1 0 1	0 0 0	0 0 0	0 0 0	0 0 0	-8
23	Tyreek Smith	F 28:12	2-4	0-0	0-0	3 2 5	2 1 4	1 1 0	1 0 1	0 0 0	0 0 0	0 0 0	0 0 0	-14
0	Avery Anderson, III	G 30:34	5-12	0-3	1-3	0 2 2	2 1 1	3 1 0	0 0 0	0 0 0	0 0 0	0 0 0	0 0 0	-22
1	Bryce Thompson	G 20:53	4-10	1-4	0-0	0 1 1	2 0 9	1 0 2	0 0 0	0 0 0	0 0 0	0 0 0	0 0 0	-7
51	John-Michael Wright	G 18:42	0-5	0-5	0-0	0 0 0	4 1 0	1 0 1	0 0 0	0 0 0	0 0 0	0 0 0	0 0 0	-7
4	Woody Newton	18:52	2-7	1-5	2-2	1 5 8	3 2 7	1 1 1	1 1 1	1 1 1	1 1 1	1 1 1	1 1 1	-1
5	Caleb Asberry	33:13	5-12	4-11	0-0	0 7 7	1 3 14	2 0 1	2 0 0	1 2 0	0 0 0	0 0 0	0 0 0	-10
2	Chris Harris Jr.	12:32	0-2	0-0	0 2 2	1 0 0	1 2 0	0 0 0	0 0 0	0 0 0	0 0 0	0 0 0	0 0 0	-10
13	Quion Williams	17:29	2-4	1-3	0-0	0 1 1	1 0 5	0 0 0	0 0 0	0 0 0	0 0 0	0 0 0	0 0 0	-5
25	Bernard Kouma	02:05	0-0	0-0	0-0	0 0 0	0 0 0	0 0 0	0 0 0	0 0 0	0 0 0	0 0 0	0 0 0	-5
Team			2 1 3			0 0 0			0 0 0			0 0 0		
Totals			23-60	7-33	5-9	8 22 30	19 14	58	12	10	2	6	1	-16

Technical Fouls: NONE

Records: 12-6 (8-2)														
NO.	Name	Min	FG	3P	FT	Rebounds	Fouls	TP	AS	TO	ST	Blocks	BA	+
0	Flo Thumbe	F 21:51	3-7	0-0	6-6	1 3 4	2 3 12	1 2 1	0 0 1	0 0 25	0 0 0	0 0 0	0 0 0	21
11	Jalen Bridges	F 24:53	5-7	1-3	1-2	2 6 8	2 2 12	1 1 0	1 0 1	0 0 21	0 0 0	0 0 0	0 0 0	26
1	Keyonte George	G 29:56	2-8	2-5	2-5	2 6 8	1 5 8	0 0 0	0 0 0	0 0 26	0 0 0	0 0 0	0 0 0	22
4	LJ Cryer	G 35:05	6-9	4-5	0-0	0 2 2	0 1 16	2 1 0	0 0 0	0 0 20	0 0 0	0 0 0	0 0 0	20
10	Adam Flagler	G 32:24	2-5	2-4	5-6	0 1 1	2 3 11	8 3 1	0 0 0	0 0 30	0 0 0	0 0 0	0 0 0	30
3	Dale Bonner	03:29	0-1	0-1	0-0	0 0 0	0 0 0	0 0 0	0 0 0	0 0 0	0 0 0	0 0 0	0 0 0	-9
13	Langston Love	16:48	1-6	0-4	0-0	0 2 2	0 2 0	2 0 1	0 0 0	0 0 0	0 0 0	0 0 0	0 0 0	-4
15	Josh Ojanwuna	17:00	3-6	0-0	1-2	1 2 3	3 2 7	0 1 0	0 0 0	0 0 2	0 0 0	0 0 0	0 0 0	-4
33	Caleb Lohner	15:07	3-4	0-1	0-1	1 5 6	2 3 6	1 1 0	0 0 0	0 0 0	0 0 0	0 0 0	0 0 0	-5
2	Jake Younklin	01:59	0-1	0-1	0-0	0 0 0	0 0 0	0 0 0	0 0 0	0 0 0	0 0 0	0 0 0	0 0 0	-5
5	Jordan Turner	01:38	0-0	0-0	0 0 0	0 0 0	0 0 0	0 0 0	0 0 0	0 0 0	0 0 0	0 0 0	0 0 0	-5
32	Zach Loveday	01:09	0-0	0-0	0-0	0 0 0	0 0 0	0 0 0	0 0 0	0 0 0	0 0 0	0 0 0	0 0 0	-5
Team			3 3 6			0 0 0			0 0 0			0 0 0		
Totals			25-54	9-24	15-22	11 30 41	14 19 74	18 11	2 1 6	16	0	0	0	0

Technical Fouls: NONE

OSU		BAY	
Biggest lead	0 (1 st 20:00)	25 (2 nd 6:48)	
Best Shooting Run	10 (1 st 10:24)	13 (1 st 16:19)	
Lead Changes	0	0	
Times Tied	0	0	
Time with Lead	00:00	39:43	

Game Notes: OSU's Personal Fouls of 28 seconds: 1st 11:00 OSU 5 • Last player at 11 minutes in 1st period, 18 minutes out, 9

Game 19 • Jan. 21, 2023 • Gallagher-Iba Arena (Stillwater, Okla.) • Att: 6,656

12/12 IOWA STATE	59
OKLAHOMA STATE	61

Official Basketball Box Score - Final
Iowa St. at Oklahoma St.
OU/MSU Gallagher-Iba Arena, Stillwater
12:00-01 North Standalone

Game Time 1:00 PM
Game Duration: 1:16
Attendance: 6,656

Oklahoma: Gary Howell, Arrive Pelly, David Hampton

Records: 14-6 (8-2)														
NO.	Name	Min	FG	3P	FT	Rebounds	Fouls	TP	AS	TO	ST	Blocks	BA	+
21	Osun Osunniyi	C 23:28	7-15	0-1	1-4	4 3 7	1 2 15	0 1 0	3 0 3	1 5	0 0 0	0 0 0	0 0 0	6
2	Caleb Grill	G 17:11	0-1	0-1	0-0	1 2 3	2 0 0	0 0 0	0 0 0	0 0 6	0 0 0	0 0 0	0 0 0	6
3	Tamir Lapey	G 22:45	3-6	0-0	2-3	1 0 1	3 2 8	3 0 2	0 0 0	0 0 0	0 0 0	0 0 0	0 0 0	-2
13	Jaren Holmes	G 36:59	3-13	0-1	2-2	3 4 7	2 2 8	6 4 0	0 0 1	1 1	0 0 0	0 0 0	0 0 0	1
22	Gabe Katschauer	G 40:00	5-13	2-4	2-3	1 1 2	1 3 14	1 0 0	0 0 1	2 0	0 0 0	0 0 0	0 0 0	-2
0	Tia King	29:02	5-10	0-2	0-0	2 6 8	5 2 10	0 1 4	0 0 0	0 0 0	0 0 0	0 0 0	0 0 0	-2
12	Robert Jones	11:42	1-4	0-0	0 0 0	2 0 2	3 2 1	1 0 0	0 0 2	1	0 0 0	0 0 0	0 0 0	2
4	Demarion Watson	14:03	0-0	0-0	0 0 0	1 4 5	4 0 0	0 0 0	0 0 0	0 0 0	0 0 0	0 0 0	0 0 0	-9
24	Hason Ward	04:50	1-1	0-0	0-0	0 0 0	2 0 2	0 0 0	0 0 0	0 0 1	0 0 0	0 0 0	0 0 0	-7
Team			0 4 4			0 0 0			0 0 2			0 0 0		
Totals			25-63	2-9	7-12	15 24 39	23 12	59	11	10	6	5	6	-2

Technical Fouls: NONE

Records: 11-6 (5-3)														
NO.	Name	Min	FG	3P	FT	Rebounds	Fouls	TP	AS	TO	ST	Blocks	BA	+
4	Woody Newton	F 27:26	3-6	2-4	1-2	0 6 6	1 2 9	1 0 1	0 0 1	0 0 3	0 0 0	0 0 0	0 0 0	3
22	Kalib Boone	F 18:18	4-9	0-0	5-6	1 1 2	1 3 13	1 0 1	0 0 1	0 0 3	0 0 0	0 0 0	0 0 0	2
0	Avery Anderson, III	G 36:15	5-9	2-3	6-9	0 3 3	2 9 18	5 8 0	0 0 0	3 2 2	0 0 0	0 0 0	0 0 0	2
1	Bryce Thompson	G 09:31	0-1	0-1	1-2	0 0 0	2 1 1	0 0 0	0 0 0	0 0 0	0 0 0	0 0 0	0 0 0	-14
51	John-Michael Wright	G 25:20	3-6	2-4	0-0	0 1 1	1 1 8	2 1 0	0 0 0	0 0 8	0 0 0	0 0 0	0 0 0	8
23	Tyreek Smith	07:17	0-0	0-0	0-4	0 3 3	0 2 0	0 0 0	0 0 0	0 0 2	0 0 0	0 0 0	0 0 0	1
5	Caleb Asberry	33:42	2-5	2-4	1-3	1 5 6	2 4 7	2 2 0	0 0 0	0 0 9	0 0 0	0 0 0	0 0 0	9
33	Moussa Cisse	14:07	0-0	0-0	0 0 0	0 3 3	1 0 0	0 0 0	0 0 1	1 0 0	0 0 0	0 0 0	0 0 0	0
13	Quion Williams	12:34	0-1	0-1	0 0 0	2 0 2	1 0 0	0 0 0	0 0 0	0 0 0	0 0 0	0 0 0	0 0 0	-1
2	Chris Harris Jr.	15:30	1-4	1-4	2-2	1 0 1	1 1 5	1 1 0	0 0 0	0 0 0	0 0 0	0 0 0	0 0 0	0
Team			1 3 4			0 0 0			0 0 1			0 0 0		
Totals			18-41	9-21	16-28	6 25 31	22 23	61	12	16	3	6	5	2

Technical Fouls: NONE

ISU		OSU	
Biggest lead	18 (1 st 8:01)	12 (2 nd 1:42)	
Best Shooting Run	7 (1 st 12:30)	9 (2 nd 12:17)	
Lead Changes	1	0	
Times Tied	4	0	
Time with Lead	36:50	02:46	

Game 18 • Jan. 18, 2023 • Gallagher-Iba Arena (Stillwater, Okla.) • Att: 10,789

OKLAHOMA	56
OKLAHOMA STATE	72

Official Basketball Box Score - Final
Oklahoma St. at Oklahoma St.
OU/MSU Gallagher-Iba Arena, Stillwater
12:00-01 North Standalone

Game Time 2:00 PM
Game Duration: 1:27
Attendance: 10,789

Oklahoma: John Higgins, James Lachar, Marquis Peltier

Records: 11-7 (5-3)														
NO.	Name	Min	FG	3P	FT	Rebounds	Fouls	TP	AS	TO	ST	Blocks	BA	+
1	Jalen Hill	F 34:48	3-8	0-1	2-2	1 5 6	3 2 8	0 1 0	1 0 1	1 0 1	0 0 0	0 0 0	0 0 0	-12
35	Tanner Groves	F 27:17	2-9	0-1	0-0	0 1 11	3 0 4	1 1 0	1 0 1	4 0 0	0 0 0	0 0 0	0 0 0	-15
12	Milos Uzen	G 32:15	4-7	0-0	0-0	0 4 4	2 0 8	1 4 1	0 0 1	0 0 0	0 0 0	0 0 0	0 0 0	-22
25	Grant Sheridan	G 33:14	5-13	1-4	4-6	0 2 2	1 7 15	4 4 1	0 0 1	0 0 0	0 0 0	0 0 0	0 0 0	-12
34	Jacob Groves	G 21:19	4-8	2-4	0-0	0 0 0	0 1 1	1 0 0	0 0 0	0 0 0	0 0 0	0 0 0	0 0 0	-6
10	Sam Godwin	10:52	1-2	0-0	0-0	1 1 2	2 1 2	1 0 0	0 0 0	0 0 0	0 0 0	0 0 0	0 0 0	0
14	Bijan Cortes	17:59	2-3	0-1	0-0	0 1 1	1 0 4	2 0 0	0 0 0	0 0 0	0 0 0	0 0 0	0 0 0	-9
22	CJ Noland	20:51	1-4	1-4	0-0	0 4 4	1 1 3	1 0 0	0 0 0	0 0 0	0 0 0	0 0 0	0 0 0	-6
3	Otega Oweh	01:25	1-2	0-0	0-0	1 1 2	2 0 0	0 0 0	0 0 0	0 0 0	0 0 0	0 0 0	0 0 0	-2
Team			0 0 0			0 0 0			0 0 2			0 0 0		
Totals			23-56	4-15	6-9	3 29 32	16 12	56	11	14	3	3	7	-16

Technical Fouls: NONE

Records: 12-6 (8-2)																		
NO.	Name	Min	FG	3P	FT	Rebounds	Fouls	TP	AS	TO	ST	Blocks	A+	Shooting By Period				
			M-A	M-A	DR	DR	TP	PF	FD			BB	B+	1 st	2 nd	3 rd		
4	Woody Newton	FT 25:32	4-6	2-3	2-4	1	4	5	0	2	12	0	0	1	10	12	1 st FG% 10-32 31.3%	
22	Kalfo Boone	F 25:30	7-11	0-0	1-2	2	5	7	2	2	15	0	2	1	5	28	3 rd TP 1-7 14.3%	
0	Avery Anderson, III	G 28:54	4-15	0-3	6-9	0	3	3	3	6	14	5	0	1	0	34	3 rd TP 3-4 75%	
1	Bryce Thompson	G 37:24	7-12	3-3	2-2	0	9	9	1	3	19	4	1	0	0	24	3 rd FG% 17-31 54.8%	
51	John-Michael Wright	G 20:11	2-9	1-5	0-0	0	0	0	0	1	5	1	0	0	0	-3	2 nd FG% 10-16 60.0%	
5	Caleb Asberry	28:04	2-3	1-2	0-0	0	5	5	4	0	5	2	1	1	0	0	FT% 8-13 61.5%	
23	Tyreek Smith	11:34	0-4	0-0	0-0	3	0	3	1	2	0	1	1	1	0	-11	GM FG% 47-83 56.9%	
13	Quion Williams	12:08	1-2	0-0	0-0	1	0	1	1	0	2	0	0	0	0	4	3 rd TP 7-17 41.2%	
3	Moussa Cisse	02:09	0-0	0-0	0-0	0	1	1	0	0	0	0	0	0	0	-1	FT% 11-17 64.7%	
2	Chris Harris Jr	03:06	0-1	0-1	0-0	0	0	0	0	0	0	0	0	0	0	4	Dead Ball Rebounder: 4	
12	Naz Brown	00:47	0-0	0-0	0-0	0	0	0	0	0	0	0	1	0	0	-2		
15	Carson Sager	00:47	0-0	0-0	0-0	0	0	0	0	0	0	0	0	0	0	-2		
25	Bernard Kouma	00:47	0-0	0-0	0-0	0	0	0	0	0	0	0	0	0	0	-1		
35	Weston Church	00:47	0-0	0-0	0-0	0	0	0	0	0	0	0	0	0	0	-1		

BOX SCORES

Game 21 • Jan. 28, 2023 • Gallagher-Iba Arena (Stillwater, Okla.) • Att: 9,973

OKLAHOMA STATE

82

OLE MISS

60

Official Basketball Box Score - Final
Ole Miss at Oklahoma St.
01/28/23 Gallagher-Iba Arena, Stillwater
2022-23 Men's Basketball

Game Time: 7:00 PM
Game Duration: 2:05
Attendance: 9,973

Officials: Gerry Polard, Bret Smith, Chance Moore

Ole Miss - 60

Record: 9-12

NO. Name	Min	FG M-A	3P M-A	FT M-A	Rebounds OR DR TOT	Fouls FF PD	TP	AS	TO	ST	Blocks BS	BS	BA
00 Jayveous McKinnis	F 17:20	2-4	0-0	2-2	4 2 6	5 3	6	0	0	0	1	0	-6
3 Myles Burns	F 27:58	3-10	1-3	2-3	3 2 5	1 3	9	1	2	3	0	0	-9
4 Jaemyn Brakefield	F 34:58	4-9	1-3	3-3	2 3 5	0 3	12	1	0	3	1	0	-22
1 Amaree Abram	G 31:57	4-13	1-4	0-0	1 1 2	2 2	1	9	2	1	0	0	-17
5 James White	G 13:23	1-3	0-1	0-0	0 2 2	2 1	2	1	1	0	1	1	-7
2 TJ Caldwell	27:43	5-14	2-5	0-0	1 1 2	1 0	12	1	2	2	0	2	-12
14 Tye Fagan	21:10	2-6	0-3	1-1	0 1 1	1 1	5	0	0	0	0	0	-22
21 Robert Allen	11:23	0-1	0-0	1-2	0 1 1	5 1	1	0	1	0	0	0	-2
10 Theo Akwuba	12:39	2-4	0-0	0-0	1 1 2	4 0	4	0	0	0	1	1	-11
33 Josh Mbaila	01:29	0-0	0-0	0-0	0 0 0	0 0	0	0	0	0	0	0	-2
Team					2 1 3		0	1					
Totals		23-64	5-19	9-11	14 15 29	21 13	60	6	8	8	4	5	-22

Technical Fouls: NONE

Oklahoma St. - 82

Record: 12-9

No. Name	Min	FG M-A	3P M-A	FT M-A	Rebounds OR DR TOT	Fouls PF FTS	TP	AS	TO	ST	Blocks BS	BA	+
4 Woody Newton	F 22:33	5-6	1-2	1-1	0 2 2	4 2	12	0	0	0	1	0	19
22 Kalib Boone	F 21:39	6-6	0-0	6-8	1 3 4	2 6	18	1	1	1	1	0	14
0 Avery Anderson, III	G 22:09	3-5	0-1	11-11	1 2 3	2 6	17	2	6	1	0	0	18
1 Bryce Thompson	G 31:58	3-11	1-5	0-0	0 1 1	1 1	7	3	0	1	0	1	24
51 John-Michael Wright	G 28:01	4-7	2-4	0-0	0 5 5	2 1	10	1	3	0	0	1	16
5 Caleb Asberry	24:42	2-6	1-3	1-1	0 4 4	0 2	6	2	2	0	0	1	10
2 Chris Harris Jr.	12:42	1-3	0-1	0-0	0 1 1	1 1	0	2	0	0	0	0	-2
13 Quion Williams	17:55	2-3	1-1	0-0	0 3 3	6	1	0	5	0	1	0	3
23 Tyreek Smith	10:49	1-2	0-0	2-2	0 3 3	0 1	4	0	0	0	1	0	12
33 Moussa Cisse	07:32	0-2	0-0	1-2	2 2 4	0 2	1	0	0	0	1	1	-4
Team					4 2 6		0	0					
Totals		27-51	6-17	22-25	11 28 39	13 21	82	10	13	3	5	4	-22

Technical Fouls: NONE

	OM	OSU
Biggest lead	0 (1 st 20:00)	22 (2 nd 1:16)
Best Scoring Run	8 (2 nd 10:04)	9 (2 nd 14:03)
Lead Changes	0	
Times Tied	1	
Time with Lead	00:00	38:25

Points from	OM	OSU
Turnovers	13	13
Paint	30	36
Second Chance	9	12
Fast Breaks	13	7
Bench	22	18

Period by Period Scoring	1st	2nd	TOT
OM	27	33	60
OSU	38	44	82

Game 23 • Feb. 4, 2023 • Gallagher-Iba Arena (Stillwater, Okla.) • Att: 9,581

14/15 TCU

73

OKLAHOMA STATE

79

Official Basketball Box Score - Final
TCU at Oklahoma St.
02/04/23 Gallagher-Iba Arena, Stillwater
2022-23 Men's Basketball

Game Time: 1:00 PM
Game Duration: 2:03
Attendance: 9,581

Officials: Kipp Kissinger, Rick Crawford, Marques Pettig

TCU - 73

Record: 17-6 (6-4)

NO.	Name		Min	FG M-A	3P M-A	FT M-A	Rebounds OR DR TOT		Fouls FFD	TP	AS	TO	ST	Blocks BS	+/-			
2	Emanuel Miller	F	34:56	7-13	1-2	2-2	1	3	4	4	2	17	2	2	0	1	-4	
5	Chuck O'Bannon	F	29:58	3-9	2-8	3-4	0	0	0	4	3	11	2	1	3	2	0	-6
12	Xavier Cork	F	15:22	0-1	0-0	0-0	0	1	1	4	0	0	0	1	0	1	0	-18
10	Damion Baugh	G	37:45	3-12	0-3	6-7	0	6	6	2	4	12	5	2	3	0	1	-9
13	Shahada Wells	G	29:46	5-10	2-4	2-2	0	4	4	1	3	14	2	3	4	0	2	2
0	Micah Peavy		10:02	1-3	0-1	0-0	1	2	3	2	0	2	0	3	0	1	0	0
21	Jakobe Coles		19:01	6-10	1-1	2-2	3	1	4	2	1	15	2	1	0	0	0	6
11	Rondell Walker		12:29	0-3	0-3	0-0	0	1	1	0	0	2	0	0	0	0	0	-5
25	Souleymane Dombia		10:41	1-1	0-0	0-0	1	2	3	0	2	2	0	0	1	0	0	4
Team							2 1 3			0	2							
Totals					26-62	6-22	15-17	8	21	29	19	15	73	15	11	4	4	-6

Technical Fouls: Team 1st 0:27

Oklahoma St. - 79

Record: 14-9 (5-5)

NO. Name		Min	FG M-A	3P M-A	FT M-A	Rebounds OR DR TOT	Fouls PF FD	TP	AS	TO	ST	Blocks BS BA	+/-
4	Woody Newton	F 21:30	1-6	1-2	0-0	1 1 2	4 1	3	2	0	0	0	1 5
22	Kalib Boone	F 27:55	11-15	0-0	3-6	2 4 6	1 5	25	2	1	2	0	0 13
1	Bryce Thompson	G 34:53	2-6	0-3	0-0	0 5 5	0 4	4	3	6	0	0	0 10
5	Caleb Asberry	G 33:11	5-9	3-6	6-7	0 5 5	2 3	19	3	1	1	0	0 5
51	John-Michael Wright	G 36:49	6-10	4-6	1-2	0 3 3	2 2	17	1	3	0	2 2 8	
2	Chris Harris Jr.	12:51	0-2	0-1	0-0	0 2 2	0 0	0	2	2	1	0	0 -3
33	Moussa Cisse	21:16	3-6	0-0	0-1	1 5 6	3 2	6	1	1	0	2 1 0	
13	Quion Williams	06:20	1-2	0-1	0-0	0 0 0	2 0	2	0	0	1	0	0 -2
23	Tyreek Smith	05:15	1-1	0-0	1-1	1 1 2	1 2	3	0	1	0	0	0 -6
Team						1 1 2		0	1				
Totals			30:57	8-19	11-17	6 27 33	15 19	79	14	16	5	4 4	6

Technical Fouls: NONE

	TCU	OSU
Biggest lead	2 (2 nd 5:08)	19 (2 nd 18:50)
Best Scoring Run	11 (2 nd 13:43)	12 (1 st 17:27)
Lead Changes	2	
Times Tied	3	
Time with Lead	00:55	37:41

Points from	TCU	OSU
Turnovers	23	17
Paint	30	42
Second Chance	10	9
Fast Breaks	17	14
Bench	19	11

Period by Period Scoring	1st	2nd	TOT
TCU	29	44	73
OSU	43	36	79

Game 22 • Feb. 1, 2023 • Lloyd Noble Center (Norman, Okla.) • Att: 13,224

OKLAHOMA STATE

71

OKLAHOMA

61

Official Basketball Box Score - Final
Oklahoma St. at Oklahoma
02/01/23 Lloyd Noble Center, Norman
2022-23 Men's Basketball

Game Time: 7:00 PM
Game Duration: 2:11
Attendance: 13,224

Officials: Matt Ralston, Devon Griggs, Prateo Yarb

Oklahoma St. - 71

Record: 15-9 (6-5)

NO. Name	Min	FG	3P	FT	Rebounds	Fouls	TP	AS	TO	ST	Blocks	BS	BA	+
4 Woody Newton	F 32:36	2-7	1-4	0-0	3 7 10	4 3	5	1	1	2	0	1	1	10
22 Kalib Boone	F 17:04	8-10	0-0	2-2	3 1 4	2 4	18	1	2	0	1	0	8	
0 Avery Anderson, III	G 26:56	4-11	0-2	4-5	0 1 1	1 2	12	3	2	1	0	2	11	
1 Bryce Thompson	G 33:25	4-14	2-4	1-2	2 4 6	2 2	11	5	1	0	0	0	13	
51 John-Michael Wright	G 19:55	1-5	0-1	0-1	0 4 4	2 1	2	0	1	4	0	0	8	
5 Caleb Asberry	G 21:54	2-4	1-3	0-0	0 2 2	3 0	5	1	1	0	0	0	0	
33 Moussa Cisse	16:16	6-10	0-0	2-2	3 2 5	1 2	18	1	1	0	1	0	4	
2 Chris Harris Jr.	06:56	0-2	0-2	0-0	0 1 1	2 0	0	1	0	0	0	0	0	
13 Quion Williams	10:29	0-3	0-0	0-0	1 2 3	4 1	0	1	0	0	0	0	1	
23 Tyreek Smith	03:44	0-0	0-0	0-0	0 0 0	0 0	0	0	0	0	0	0	0	
12 Naz Brown	00:56	0-1	0-0	0-0	0 0 0	0 0	0	0	0	0	0	0	-2	
15 Carson Sager	00:56	0-0	0-0	0-0	0 0 0	0 0	0	0	0	0	0	0	-2	
25 Bernard Kouma	00:56	0-0	0-0	0-0	0 0 0	1 0	0	0	0	0	0	0	-2	
35 Weston Church	00:56	0-0	0-0	0-0	0 0 0	0 0	0	0	0	0	0	0	-2	
Team					2 4 6		0	1						
Totals		29-67	4-16	9-12	14 28 42	22 15	71	14	11	8	3	4	10	

Technical Fouls: NONE

Oklahoma - 61

Record: 12-18 (6-7)

NO. Name	Min	FG	3P	FT	Rebounds	Fouls	TP	AS	TO	ST	BS	BA	+/-
		M-A	M-A	M-A	OR DR TOT	PF FO							
1 Julien Hill	F 33:31	0-6	0-1	5-6	1 4 5	0 3	5	2	1	0	1	2	-17
35 Tanner Groves	F 21:30	3-6	1-2	0-0	1 4 5	3 1	7	0	1	2	2	1	-12
12 Milos Uzan	G 27:36	4-10	1-5	2-2	0 4 4	3 2	11	1	1	0	0	0	-7
25 Grant Sherfield	G 32:41	4-12	3-10	3-5	0 0 0	1 3	14	2	2	1	0	0	-13
34 Jacob Groves	G 13:36	0-2	0-1	0-0	1 1 2	0 1	0	0	2	0	0	0	-1
22 CJ Noland	14:44	1-3	0-2	3-4	1 2 3	1 2	5	0	1	1	0	0	-7
10 Sam Godwin	11:28	1-1	0-0	3-4	0 2 2	2 4	5	0	1	1	1	0	-7
14 Bijan Cortes	24:54	1-3	0-1	3-4	0 3 3	1 2	5	2	1	0	0	0	1
3 Omega Oweh	15:09	2-2	0-0	5-8	2 2 4	3 4	9	0	1	2	0	0	10
0 Benny Schroder	04:51	0-1	0-0	0-0	0 0 0	1 0	0	0	2	0	0	0	3
Team					0 4 4		0	0					
Totals		16-46	5-22	24-33	6 26 32	15 22	61	7	13	7	4	3	-10

Technical Fouls: Coach 2nd 13:28

	OSU	OKLA
Biggest lead	22 (2 nd 8:17)	0 (1 st 20:00)
Best Scoring Run	8 (1 st 18:19)	7 (2 nd 8:12)
Lead Changes	0	
Times Tied	0	
Time with Lead	39:48	00:00

Points from	OSU	OKLA
Turnovers	10	14
Paint	44	22
Second Chance	13	2
Fast Breaks	2	6
Bench	23	24

Period by Period Scoring			
	1st	2nd	TOT
OSU	42	28	71
OKLA	28	33	61

BOX SCORES

Game 25 • Feb. 11, 2023 • James H. Hilton Coliseum (Ames, Iowa) • Att: 14,267

OKLAHOMA STATE

64

11/13 IOWA STATE

56

Official Basketball Box Score - Final
Oklahoma State at #11 Iowa State
12/11/23 James H. Hilton Coliseum, Ames, Iowa
12:00 AM Iowa Stateball

Game Time 12:00 PM
Game Duration: 2:00
Attendance: 14,267

Oklahoma Doug Stroup, Michael Greenblatt, Ray Dawsey

Oklahoma State - #1

Records: 19-9 (7-5)

NO. Name	Min	FG	3P	FT	Rebounds	Fouls	TP	AS	TO	ST	Blocks	BS	BA	+	-
4 Woody Newton	23:51	2-5	1-3	1-2	0 3 3	3 2	6	0	0	0	1	1	9		
22 Kalib Boone	25:17	3-5	0-0	2-2	2 6 8	3 3	8	3	2	1	2	1	13		
1 Bryce Thompson	33:55	5-12	2-6	0-0	0 3 3	2 3	12	2	3	0	0	0	8		
5 Caleb Asberry	28:17	2-4	1-3	5-5	0 5 5	4 4	10	3	3	1	0	0	10		
51 John-Michael Wright	38:05	6-10	3-6	4-4	0 2 2	3 2	19	2	4	2	0	0	6		
2 Chris Harris Jr.	16:39	1-2	1-2	2-2	0 2 2	0 1	5	0	0	0	0	0	2		
33 Moussa Cisse	23:27	2-4	0-0	0-5	1 7 8	3 7	4	0	2	0	2	0	4		
13 Quion Williams	06:32	0-2	0-2	0-0	0 0 0	1 0	0	0	1	0	0	0	-3		
23 Tyreek Smith	03:57	0-0	0-0	0-0	0 1 1	3 0	0	0	1	0	1	0	-1		
Team					0 2 2										
Totals	21:44	8-22	14-20	3 31	34	22	64	10	16	4	5	2	8		

Technical Fouls: Asberry 2nd 1:05

Shooting By Period	1 st	2 nd	3 rd	4 th	OT
FG%	9-23	39.1%			
3PT%	4-12	33.3%			
FT%	4-4	100%			
1 st FG%	12-21	57.1%			
2 nd FG%	12-21	57.1%			
3 rd FG%	4-10	40.0%			
4 th FG%	10-16	62.5%			
GM FG%	21-44	47.7%			
3PT%	9-22	36.4%			
FT%	14-20	70.0%			
Dead Ball Rebounds:	2	2			

Dead Ball Rebounds: 2, 2

#11 Iowa State - #5

Records: 15-6 (7-5)

NO. Name	Min	FG	3P	FT	Rebounds	Fouls	TP	AS	TO	ST	Blocks	BS	BA	+	-
21 Osun Osunniyi	24:25	4-7	0-1	1-1	2 6 8	1 3	9	1	2	1	2	1	4		
2 Caleb Grill	34:57	1-5	1-5	1-5	0 4 4	5 3	4	2	0	1	0	0	-5		
3 Tamin Upsey	30:48	5-11	0-0	2-3	3 3 6	2 3	12	2	1	2	0	1	-7		
13 Jaren Holmes	25:01	2-8	2-6	2-4	1 0 1	5 3	8	3	4	0	0	1	-8		
22 Gabe Kalscheur	37:36	2-12	2-6	0-0	0 3 3	2 1	6	3	2	1	0	0	-10		
0 Tre King	10:18	0-2	0-0	0-0	0 3 3	3 1	0	0	1	0	0	0	1		
12 Robert Jones	13:57	2-5	0-0	0-2	3 3 6	2 2	4	0	1	1	0	1	-3		
5 Aljaz Kurc	22:58	4-7	2-4	3-4	1 2 3	3 5	13	0	1	2	0	0	-4		
Team					0 0 0										
Totals	20:57	7-22	9-19	10 24	34	23	21	56	11	12	8	2	5	-8	

Technical Fouls: Grill 2nd 1:05

Shooting By Period	1 st	2 nd	3 rd	4 th	OT
FG%	12-34	35.3%			
3PT%	4-12	33.3%			
FT%	4-7	57.1%			
1 st FG%	9-23	39.1%			
2 nd FG%	9-23	39.1%			
3 rd FG%	3-10	30.0%			
4 th FG%	5-12	41.7%			
GM FG%	20-57	35.1%			
3PT%	7-22	31.8%			
FT%	9-19	47.4%			
Dead Ball Rebounds:	4	4			

Dead Ball Rebounds: 4, 4

OSU

ISU

Biggest lead	8 (2 nd 0:59)	7 (2 nd 19:14)
Best Scoring Run	7 (1 st 13:16)	8 (1 st 15:24)
Lead Changes	4	
Times Tied	8	
Time with Lead	10:50	19:05

Points from Turnovers	OSU 19	ISU 15
Points	OSU 18	ISU 24
Second Chance	4	8
Fast Breaks	2	7
Bench	8	17

Game Notes: OSU: OSU 1st 13:16; ISU 1st 15:24; OSU 2nd 19:14; ISU 2nd 19:14; OSU 3rd 19:14; ISU 3rd 19:14; OSU 4th 19:14; ISU 4th 19:14; OSU 5th 19:14; ISU 5th 19:14; OSU 6th 19:14; ISU 6th 19:14; OSU 7th 19:14; ISU 7th 19:14; OSU 8th 19:14; ISU 8th 19:14; OSU 9th 19:14; ISU 9th 19:14; OSU 10th 19:14; ISU 10th 19:14; OSU 11th 19:14; ISU 11th 19:14; OSU 12th 19:14; ISU 12th 19:14; OSU 13th 19:14; ISU 13th 19:14; OSU 14th 19:14; ISU 14th 19:14; OSU 15th 19:14; ISU 15th 19:14; OSU 16th 19:14; ISU 16th 19:14; OSU 17th 19:14; ISU 17th 19:14; OSU 18th 19:14; ISU 18th 19:14; OSU 19th 19:14; ISU 19th 19:14; OSU 20th 19:14; ISU 20th 19:14; OSU 21st 19:14; ISU 21st 19:14; OSU 22nd 19:14; ISU 22nd 19:14; OSU 23rd 19:14; ISU 23rd 19:14; OSU 24th 19:14; ISU 24th 19:14; OSU 25th 19:14; ISU 25th 19:14; OSU 26th 19:14; ISU 26th 19:14; OSU 27th 19:14; ISU 27th 19:14; OSU 28th 19:14; ISU 28th 19:14; OSU 29th 19:14; ISU 29th 19:14; OSU 30th 19:14; ISU 30th 19:14; OSU 31st 19:14; ISU 31st 19:14; OSU 32nd 19:14; ISU 32nd 19:14; OSU 33rd 19:14; ISU 33rd 19:14; OSU 34th 19:14; ISU 34th 19:14; OSU 35th 19:14; ISU 35th 19:14; OSU 36th 19:14; ISU 36th 19:14; OSU 37th 19:14; ISU 37th 19:14; OSU 38th 19:14; ISU 38th 19:14; OSU 39th 19:14; ISU 39th 19:14; OSU 40th 19:14; ISU 40th 19:14; OSU 41st 19:14; ISU 41st 19:14; OSU 42nd 19:14; ISU 42nd 19:14; OSU 43rd 19:14; ISU 43rd 19:14; OSU 44th 19:14; ISU 44th 19:14; OSU 45th 19:14; ISU 45th 19:14; OSU 46th 19:14; ISU 46th 19:14; OSU 47th 19:14; ISU 47th 19:14; OSU 48th 19:14; ISU 48th 19:14; OSU 49th 19:14; ISU 49th 19:14; OSU 50th 19:14; ISU 50th 19:14; OSU 51st 19:14; ISU 51st 19:14; OSU 52nd 19:14; ISU 52nd 19:14; OSU 53rd 19:14; ISU 53rd 19:14; OSU 54th 19:14; ISU 54th 19:14; OSU 55th 19:14; ISU 55th 19:14; OSU 56th 19:14; ISU 56th 19:14; OSU 57th 19:14; ISU 57th 19:14; OSU 58th 19:14; ISU 58th 19:14; OSU 59th 19:14; ISU 59th 19:14; OSU 60th 19:14; ISU 60th 19:14; OSU 61st 19:14; ISU 61st 19:14; OSU 62nd 19:14; ISU 62nd 19:14; OSU 63rd 19:14; ISU 63rd 19:14; OSU 64th 19:14; ISU 64th 19:14; OSU 65th 19:14; ISU 65th 19:14; OSU 66th 19:14; ISU 66th 19:14; OSU 67th 19:14; ISU 67th 19:14; OSU 68th 19:14; ISU 68th 19:14; OSU 69th 19:14; ISU 69th 19:14; OSU 70th 19:14; ISU 70th 19:14; OSU 71st 19:14; ISU 71st 19:14; OSU 72nd 19:14; ISU 72nd 19:14; OSU 73rd 19:14; ISU 73rd 19:14; OSU 74th 19:14; ISU 74th 19:14; OSU 75th 19:14; ISU 75th 19:14; OSU 76th 19:14; ISU 76th 19:14; OSU 77th 19:14; ISU 77th 19:14; OSU 78th 19:14; ISU 78th 19:14; OSU 79th 19:14; ISU 79th 19:14; OSU 80th 19:14; ISU 80th 19:14; OSU 81st 19:14; ISU 81st 19:14; OSU 82nd 19:14; ISU 82nd 19:14; OSU 83rd 19:14; ISU 83rd 19:14; OSU 84th 19:14; ISU 84th 19:14; OSU 85th 19:14; ISU 85th 19:14; OSU 86th 19:14; ISU 86th 19:14; OSU 87th 19:14; ISU 87th 19:14; OSU 88th 19:14; ISU 88th 19:14; OSU 89th 19:14; ISU 89th 19:14; OSU 90th 19:14; ISU 90th 19:14; OSU 91st 19:14; ISU 91st 19:14; OSU 92nd 19:14; ISU 92nd 19:14; OSU 93rd 19:14; ISU 93rd 19:14; OSU 94th 19:14; ISU 94th 19:14; OSU 95th 19:14; ISU 95th 19:14; OSU 96th 19:14; ISU 96th 19:14; OSU 97th 19:14; ISU 97th 19:14; OSU 98th 19:14; ISU 98th 19:14; OSU 99th 19:14; ISU 99th 19:14; OSU 100th 19:14; ISU 100th 19:14; OSU 101st 19:14; ISU 101st 19:14; OSU 102nd 19:14; ISU 102nd 19:14; OSU 103rd 19:14; ISU 103rd 19:14; OSU 104th 19:14; ISU 104th 19:14; OSU 105th 19:14; ISU 105th 19:14; OSU 106th 19:14; ISU 106th 19:14; OSU 107th 19:14; ISU 107th 19:14; OSU 108th 19:14; ISU 108th 19:14; OSU 109th 19:14; ISU 109th 19:14; OSU 110th 19:14; ISU 110th 19:14; OSU 111st 19:14; ISU 111st 19:14; OSU 112nd 19:14; ISU 112nd 19:14; OSU 113rd 19:14; ISU 113rd 19:14; OSU 114th 19:14; ISU 114th 19:14; OSU 115th 19:14; ISU 115th 19:14; OSU 116th 19:14; ISU 116th 19:14; OSU 117th 19:14; ISU 117th 19:14; OSU 118th 19:14; ISU 118th 19:14; OSU 119th 19:14; ISU 119th 19:14; OSU 120th 19:14; ISU 120th 19:14; OSU 121st 19:14; ISU 121st 19:14; OSU 122nd 19:14; ISU 122nd 19:14; OSU 123rd 19:14; ISU 123rd 19:14; OSU 124th 19:14; ISU 124th 19:14; OSU 125th 19:14; ISU 125th 19:14; OSU 126th 19:14; ISU 126th 19:14; OSU 127th 19:14; ISU 127th 19:14; OSU 128th 19:14; ISU 128th 19:14; OSU 129th 19:14; ISU 129th 19:14; OSU 130th 19:14; ISU 130th 19:14; OSU 131st 19:14; ISU 131st 19:14; OSU 132nd 19:14; ISU 132nd 19:14; OSU 133rd 19:14; ISU 133rd 19:14; OSU 134th 19:14; ISU 134th 19:14; OSU 135th 19:14; ISU 135th 19:14; OSU 136th 19:14; ISU 136th 19:14; OSU 137th 19:14; ISU 137th 19:14; OSU 138th 19:14; ISU 138th 19:14; OSU 139th 19:14; ISU 139th 19:14; OSU 140th 19:14; ISU 140th 19:14; OSU 141st 19:14; ISU 141st 19:14; OSU 142nd 19:14; ISU 142nd 19:14; OSU 143rd 19:14; ISU 143rd 19:14; OSU 144th 19:14; ISU 144th 19:14; OSU 145th 19:14; ISU 145th 19:14; OSU 146th 19:14; ISU 146th 19:14; OSU 147th 19:14; ISU 147th 19:14; OSU 148th 19:14; ISU 148th 19:14; OSU 149th 19:14; ISU 149th 19:14; OSU 150th 19:14; ISU 150th 19:14; OSU 151st 19:14; ISU 151st 19:14; OSU 152nd 19:14; ISU 152nd 19:14; OSU 153rd 19:14; ISU 153rd 19:14; OSU 154th 19:14; ISU 154th 19:14; OSU 155th 19:14; ISU 155th 19:14; OSU 156th 19:14; ISU 156th 19:14; OSU 157th 19:14; ISU 157th 19:14; OSU 158th 19:14; ISU 158th 19:14; OSU 159th 19:14; ISU 159th 19:14; OSU 160th 19:14; ISU 160th 19:14; OSU 161st 19:14; ISU 161st 19:14; OSU 162nd 19:14; ISU 162nd 19:14; OSU 163rd 19:14; ISU 163rd 19:14; OSU 164th 19:14; ISU 164th 19:14; OSU 165th 19:14; ISU 165th 19:14; OSU 166th 19:14; ISU 166th 19:14; OSU 167th 19:14; ISU 167th 19:14; OSU 168th 19:14; ISU 168th 19:14; OSU 169th 19:14; ISU 169th 19:14; OSU 170th 19:14; ISU 170th 19:14; OSU 171st 19:14; ISU 171st 19:14; OSU 172nd 19:14; ISU 172nd 19:14; OSU 173rd 19:14; ISU 173rd 19:14; OSU 174th 19:14; ISU 174th 19:14; OSU 175th 19:14; ISU 175th 19:14; OSU 176th 19:14; ISU 176th 19:14; OSU 177th 19:14; ISU 177th 19:14; OSU 178th 19:14; ISU 178th 19:14; OSU 179th 19:14; ISU 179th 19:14; OSU 180th 19:14; ISU 180th 19:14; OSU 181st 19:14; ISU 181st 19:14; OSU 182nd 19:14; ISU 182nd 19:14; OSU 183rd 19:14; ISU 183rd 19:14; OSU 184th 19:14; ISU 184th 1

BOX SCORES

Game 29 • Feb. 25, 2023 • Gallagher-Iba Arena (Stillwater, OK) • Att: 11,124

14/16 KANSAS STATE

73

OKLAHOMA STATE

68

Official Basketball Box Score - Final

Kansas St. at Oklahoma St.

02/25/23 Gallagher-Iba Arena, Stillwater

2022-23 Men's Basketball

Game Time: 1:00 PM

Game Duration: 2:11

Attendance: 11,124

Officials: Doug Simmons, Kelly Self, Chance Moore

Kansas St. - 73

Record: 22-7 (10-6)

NO.	Name	Min	FG	3P	FT	Rebounds	Fouls	TP	AS	TO	ST	Blocks	+/-
			M-A	M-A	M-A	OR DR TOT	PF FD					BS BA	
11	Keyontae Johnson	F 38:43	7-13	3-5	0-0	1 4 5	3 3	17	1	2	1	0 1	6
35	Nae'Qwan Tomlin	F 16:50	3-3	0-0	0-0	0 4 4	4 1	6	0	1	0	0 0	2
1	Markquis Nowell	G 38:37	5-12	3-8	9-10	0 5 5	3 7	22	8	7	4	0 2	9
5	Cam Carter	G 19:39	1-2	1-2	4-6	0 3 3	3 4	7	3	1	0	0 0	9
13	Desi Sills	G 30:54	3-7	0-1	4-4	0 4 4	2 2	10	1	2	1	0 1	-7
3	David N'Guessan	19:48	3-4	0-0	0-0	0 4 4	1 0	6	1	1	1	1 1	13
25	Ismael Massoud	14:16	2-6	1-4	0-0	0 1 1	2 0	5	0	1	0	0 0	7
23	Abayomi Iyiola	07:35	0-1	0-0	0-0	0 1 1	1 0	0	0	0	1	0 0	-5
4	Tykei Greene	13:38	0-1	0-1	0-0	1 2 3	3 0	0	0	0	0	1 0	-9
Team						2 1 3		0		1			
Totals			24-49	8-21	17-20	4 29 33	23 17	73	14	16	8	2 5	5

Technical Fouls:Coach 2nd10:49

Shooting By Period		
1 st FG%	11-24	45.8%
3PT%	3-10	30.0%
FT%	8-10	80%
2 nd FG%	13-25	52.0%
3PT%	5-11	45.5%
FT%	9-10	90%
GM FG%	24-49	49.0%
3PT%	8-21	38.1%
FT%	17-20	85.0%

Dead Ball Rebounds: 1, 0

Oklahoma St. - 68

Record: 16-13 (7-9)

NO.	Name	Min	FG	3P	FT	Rebounds	Fouls	TP	AS	TO	ST	Blocks	+/-
			M-A	M-A	M-A	OR DR TOT	PF FD					BS BA	
4	Woody Newton	F 21:58	2-9	1-4	1-2	2 5 7	3 1	6	0	2	1	1 0	-5
22	Kalib Boone	F 27:05	7-11	0-0	4-5	1 2 3	3 5	18	1	2	1	3 1	-13
1	Bryce Thompson	G 38:52	5-10	1-4	0-2	0 2 2	2 3	11	4	1	0	0 0	-6
5	Caleb Asberry	G 34:34	3-9	1-6	6-6	0 5 5	4 3	13	4	3	1	0 1	-3
51	John-Michael Wright	G 38:12	4-11	2-6	2-2	0 0 0	3 2	12	0	0	1	0 0	0
33	Moussa Cisse	15:15	1-2	0-0	0-0	1 3 4	1 4	2	0	2	0	0 0	-2
2	Chris Harris Jr.	11:37	0-2	0-2	0-0	0 1 1	1 0	0	1	1	0	0 0	8
13	Quion Williams	08:26	0-1	0-1	0-1	0 1 1	0 1	0	0	0	0	0 0	-5
23	Tyreek Smith	04:01	1-1	0-0	4-5	0 2 2	0 3	6	0	0	0	1 0	1
Team						3 2 5		0		0			
Totals			23-56	5-23	17-23	7 23 30	17 22	68	10	11	4	5 2	-5


Technical Fouls:NONE

Shooting By Period		
1 st FG%	13-30	43.3%
3PT%	3-11	27.3%
FT%	6-8	75%
2 nd FG%	10-26	38.5%
3PT%	2-12	16.7%
FT%	11-15	73.3%
GM FG%	23-56	41.1%
3PT%	5-23	21.7%
FT%	17-23	73.9%

Dead Ball Rebounds: 3, 0

	KSU	OSU							
Biggest lead	7 (2 nd 0:22)	8 (2 nd 12:08)	Points from	KSU	OSU	Period by Period Scoring			
Best Scoring Run	7 (1 st 8:37)	11 (1 st 1:33)	Turnovers	10	19		1st	2nd	TOT
Lead Changes		11	Paint	30	32				
Times Tied	5		Second Chance	7	4	KSU	33	40	73
Time with Lead	20:51	15:39	Fast Breaks	10	4				
			Bench	11	8	OSU	35	33	68

TV/RADIO ROSTER




**0 AVERY
ANDERSON III**

6-3 • 158 • Sr • G
Justin, Texas



**1 BRYCE
THOMPSON**

6-6 • 194 • Jr • G
Tulsa, Okla.



**2 CHRIS
HARRIS JR**

6-2 • 223 • Sr • G
Dallas, Texas



**4 WOODY
NEWTON**

6-9 • 195 • Jr • G
District Heights, Md.



**5 CALEB
ASBERRY**

6-3 • 165 • R-Sr • G
Pflugerville, Texas



**12 NAZ
BROWN**

6-0 • 181 • Fr • G
Fort Worth, Texas



**13 QUION
WILLIAMS**

6-4 • 208 • Fr • G
Jonesboro, Ark.



**15 CARSON
SAGER**

6-4 • 207 • Jr • G
Wichita Falls, Texas



**21 BROOKS
MANZER**

6-3 • 190 • So • G
Edmond, Okla.



**22 KALIB
BOONE**

6-9 • 198 • Sr • F
Tulsa, Okla.




**23 TYREEK
SMITH**

6-9 • 217 • R-Jr • F
Baton Rouge, La.



**25 BERNARD
KOUMA**

6-10 • 240 • Sr • F
N'Djamena, Chad, Africa



**33 MOUSSA
CISSE**

7-1 • 216 • Jr • F
Conakry, Guinea



**35 WESTON
CHURCH**

6-3 • 180 • Jr • G
Fairview, Okla.



**51 JOHN-MICHAEL
WRIGHT**

6-1 • 190 • Sr • G
Fayetteville, N.C.