



OKLAHOMA STATE

COWBOY BASEBALL

Wade McWhorter • Coordinator, Athletics Communications • (405) 744-7853 (o) or 612-5240 (c) • wade.mcwhorter@okstate.edu
Oklahoma State Athletics Communications • 220 Athletics Center, Stillwater, OK 74078 • www.okstate.com

GAME INFO

Video/TV: Big 12 Now on ESPN+
(Dave Hunziker & Tom Holliday)
Radio: 93.7 KSPI FM (Rex Holt & Matt Davis)
The Varsity Network - okla.st/GetVarsity
Live Stats: okstate.statbroadcast.com
Twitter In-Game Updates: @OSUBaseball

SERIES CAPSULE

#15 Texas (19-7, 3-0) at #13 Oklahoma State (20-6, 4-2)

Fri., March 31 • 6 p.m. / Sat., April 1 • 6 p.m. / Sun., April 2 • 1 p.m.
O'Brate Stadium (8,000) • Stillwater, Okla.



2023 SCHEDULE/RESULTS

Feb. 17	vs. Missouri#	W, 5-3
Feb. 18	vs. #6 Vanderbilt#	L, 9-11
Feb. 19	vs. #4 Arkansas#	L, 1-18 (7)
Feb. 21	California Baptist	W, 2-0
Feb. 25	LMU (DH, Game 1)	W, 1-0
	LMU (DH, Game 2)	L, 8-10 (10)
Feb. 26	LMU	W, 11-1 (7)
Feb. 28	at Missouri State	W, 12-10
March 3	Austin Peay	W, 19-2 (7)
March 4	Austin Peay	W, 2-1
March 5	Austin Peay	W, 12-4
March 7	Arizona State	W, 8-4
March 8	Arizona State	W, 7-4
March 10	Utah Tech	W, 11-1 (7)
March 11	Utah Tech (DH)	W, 10-4
		W, 9-3
March 12	Utah Tech	W, 9-4
March 14	Dallas Baptist	W, 20-4 (7)
March 17	at #12 Texas Tech*	L, 7-8
March 18	at #12 Texas Tech*	W, 9-4
March 19	at #12 Texas Tech*	L, 1-12 (7)
March 22	at Wichita State	W, 10-1
March 24	Baylor*	W, 11-9 (11)
March 25	Baylor*	W, 15-8
March 26	Baylor*	W, 13-2 (7)
March 28	at Dallas Baptist	L, 0-8
March 31	#15 Texas*	6 p.m.
April 1	#15 Texas*	6 p.m.
April 2	#15 Texas*	1 p.m.
April 4	Wichita State	6 p.m.
April 6	at TCU*	6 p.m.
April 7	at TCU*	8 p.m.
April 8	at TCU*	4 p.m.
April 11	Oral Roberts	6 p.m.
April 14	West Virginia*	6 p.m.
April 15	West Virginia*	6 p.m.
April 16	West Virginia*	12 p.m.
April 18	Oklahoma	6 p.m.
April 21	at Kansas*	6 p.m.
April 22	at Kansas*	2 p.m.
April 23	at Kansas*	1 p.m.
April 25	Wichita State	6 p.m.
April 28	at Michigan	3 p.m.
April 29	at Michigan	1 p.m.
April 30	at Michigan	11 a.m.
May 2	at Oral Roberts	6 p.m.
May 5	East Tennessee State	6 p.m.
May 6	East Tennessee State	6 p.m.
May 7	East Tennessee State	1 p.m.
May 12	Kansas State*	6 p.m.
May 13	Kansas State*	6 p.m.
May 14	Kansas State*	1 p.m.
May 18	at Oklahoma*	6:30 p.m.
May 19	at Oklahoma*	6:30 p.m.
May 20	at Oklahoma*	4 p.m.
May 24-28	Big 12 Championship*	
June 2-5	NCAA Regional\$	
June 8-11	NCAA Super Regional\$	
June 16-26	College World Series!	

Bold indicates home game • All Times Central & Subject To Change
* — Big 12 Conference game
— College Baseball Showdown • Globe Life Field • Arlington, Texas
% — Big 12 Championship • Globe Life Field • Arlington, Texas
\$ — Campus Sites
! — Charles Schwab Field • Omaha, Neb.

	Value	NCAA Rank
Batting Avg.	.314	20
Base On Balls	131	50
Double Plays	10	255
Doubles	66	3
Earned Run Avg.	4.69	62
Fielding Pct.	.979	27
Hit By Pitch	24	189
Hits	276	16
Home Runs	50	11
On-Base Pct.	.414	36
Runs	222	21
Sac Bunts	6	176
Sac Flies	7	211
Scoring	8.5	27
Shutouts	2	37
Slugging Pct.	.571	8
Stolen Bases	22	177
Triples	5	119
K-to-BB Ratio	2.90	23
Ks Per 9 Inn.	11.1	10
WHIP	1.39	55
W-L Pct.	.769	17

	Value	NCAA Rank
Batting Avg.	.290	84
Base On Balls	129	56
Double Plays	22	22
Doubles	49	78
Earned Run Avg.	3.35	11
Fielding Pct.	.973	91
Hit By Pitch	17	261
Hits	251	59
Home Runs	35	43
On-Base Pct.	.390	105
Runs	181	81
Sac Bunts	15	29
Sac Flies	8	179
Scoring	7.0	126
Shutouts	n/a	n/a
Slugging Pct.	.477	63
Stolen Bases	29	121
Triples	4	173
K-to-BB Ratio	2.50	42
Ks Per 9 Inn.	9.9	56
WHIP	1.28	27
W-L Pct.	.731	31

OSU PROBABLE STARTERS

Position Players

Pos.	No.	Player	Class	GP-GS	Avg.	HR	RBI	Noteworthy
C	33	Chase Adkison	Jr.	22-22	.356	2	12	Reached base safely in 20 games
1B	31	David Mendham	Sr.	26-26	.327	8	26	Top 10 in Big 12 in six offensive categories
2B	7	Roc Riggio	So.	26-26	.330	8	27	Freshman All-American in 2022
SS	19	Marcus Brown	Jr.	25-25	.289	4	14	Hitting .400 in Big 12 play
3B	2	Aidan Meola	So.	21-21	.321	2	16	Team-high nine multi-hit games
RF	3	Carson Bengie	RS-Fr.	23-18	.354	4	21	Missed 2022 after Tommy John surgery
CF	13	Nolan McLean	Jr.	24-24	.298	7	24	22 BBs, .439 on-base percentage
or	6	Brennan Holt	RS-Fr.	15-5	.240	1	4	Walk-off grand slam in Baylor finale
LF	10	Nolan Schubart	Fr.	26-24	.402	8	31	Leads team in HR & RBIs
DH	12	Colin Brueggemann	So.	17-12	.405	0	16	17-for-42, seven doubles on the year
or	17	Tyler Wulfert	Jr.	14-8	.242	3	5	5 of 8 hits for extra bases

Probable Starting Pitchers

R/L	No.	Player	Class	W-L	ERA	Last Appearance	W-L	IP	H	R	ER	BB	SO
R	55	Ben Abram	Sr.	4-0	5.00	3/25 vs. Baylor	W	6.1	8	4	4	2	10
R	23	Juaron Watts-Brown	So.	3-1	2.97	3/26 vs. Baylor	W	6.0	4	2	2	3	13
R	27	Brian Hendry	Jr.	1-0	5.59	3/24 vs. Baylor	ND	3.0	7	7	7	1	4



2023 COWBOY BASEBALL ROSTER

NUMERICAL ROSTER

No.	Name	Position	B/T	Height	Weight	Year/Exp.	Hometown (Previous College/High School)
1	Phoenix Meza	INF	R/R	6-0	180	Fr./1st year	Choctaw, Okla. (Choctaw HS)
2	Aidan Meola	INF	R/R	6-1	207	So./2nd year	Palm Beach Gardens, Fla. (Palm Beach Gardens HS)
3	Carson Benge	OF/RHP	L/R	6-1	184	RS-Fr./2nd year	Yukon, Okla. (Yukon HS)
4	Zach Ehrhard	OF	R/R	5-11	190	So./2nd year	Tampa, Fla. (Wharton HS)
5	Jaxson Crull	OF	L/L	6-0	180	Jr./3rd year	Bixby, Okla. (Bixby HS)
6	Brennan Holt	INF/OF	L/R	5-9	160	RS-Fr./2nd year	Baton Rouge, La. (LSU/Parkview Baptist HS)
7	Roc Riggio	INF	L/R	5-9	180	So./2nd year	Simi Valley, Calif. (Thousand Oaks HS)
8	Ian Daugherty	C	R/R	6-2	204	So./2nd year	Kingfisher, Okla. (Kingfisher HS)
10	Nolan Schubart	OF/1B	L/R	6-5	227	Fr./1st year	Durand, Mich. (St. Mary's HS)
12	Colin Brueggemann	1B	L/R	6-6	231	So./2nd year	Smithton, Ill. (Johnson County CC/Freeburg HS)
13	Nolan McLean	INF/OF/RHP	R/R	6-4	214	Jr./3rd year	Willow Springs, N.C. (Garner HS)
14	Bayden Root	RHP	R/R	6-3	235	Sr./5th year	Kokomo, Ind. (Ohio State/Kokomo HS)
15	Noah Turley	1B/OF	R/R	6-4	208	Jr./3rd year	Midway, Utah (Arizona/Yavapai JC/Wasatch HS)
17	Tyler Wulfert	INF/OF	R/R	6-0	197	Jr./3rd year	Farmington, N.M. (Midland JC/Piedra Vista HS)
18	Beau Sylvester	C/1B/OF	R/R	6-0	212	Fr./1st year	Kailua, Hawaii (Kamehameha Kapalama HS)
19	Marcus Brown	INF	L/R	6-0	187	Jr./3rd year	Springdale, Ark. (Shiloh Christian HS)
22	Gabe Davis	RHP	R/R	6-9	225	Fr./1st year	Choctaw, Okla. (Choctaw HS)
23	Juaron Watts-Brown	RHP	R/R	6-3	190	So./3rd year	Hanford, Calif. (Long Beach State/Hanford HS)
24	Ryan Ure	LHP	R/L	6-7	232	So./2nd year	Eaton, Colo. (Eaton HS)
25	Evan O'Toole	RHP	R/R	6-2	202	Jr./3rd year	Bridgewater, Nova Scotia, Canada (Iowa Western CC/Vauxhall Academy)
26	Derek Smith	C	R/R	6-3	202	Fr./1st year	Scottsdale, Ariz. (Horizon HS)
27	Brian Hendry	RHP	R/R	6-4	225	Jr./4th year	Medford, N.J. (St. John's/Shawnee HS)
28	Brennan Phillips	LHP	L/L	6-1	194	Fr./1st year	Owasso, Okla. (Owasso HS)
30	Kade Shatwell	RHP	R/R	6-3	187	Fr./1st year	Edmond, Okla. (Santa Fe HS)
31	David Mendham	1B/INF	L/R	6-2	204	Sr./5th year	Dorchester, Ontario, Canada (South Carolina/Connors State JC/London Catholic HS)
32	Drew Blake	LHP	L/L	6-2	190	RS-Fr./2nd year	Stillwater, Okla. (Stillwater HS)
33	Chase Adkison	C	R/R	6-0	205	Jr./4th year	Grangeville, Idaho (San Jacinto JC/Boise St./Grangeville HS)
34	Isaac Stebens	RHP	L/R	6-0	194	Jr./3rd year	Stillwater, Okla. (Cowley County CC/Stillwater HS)
35	Dan Swirsky	INF	R/R	6-0	191	Fr./1st year	Plantation, Fla. (South Plantation HS)
36	Brant Hogue	LHP	L/L	6-4	223	Jr./3rd year	Sioux City, Iowa (Iowa Western CC/Bishop Heelan HS)
39	Janzen Keisel	RHP	R/R	6-4	208	So./2nd year	Gunnison, Utah (BYU/Gunnison Valley HS)
40	Luke Fernandez	RHP	R/R	6-2	236	Fr./1st year	Cumming, Ga. (West Forsyth HS)
41	Bowen Bridges	RHP	R/R	6-1	195	RS-Fr./2nd year	Edmond, Okla. (Heritage Hall HS)
43	Riley Taylor	RHP	R/R	6-3	225	Jr./5th year	Haslet, Texas (V.R. Eaton HS)
44	Cole Cosman	C	L/R	6-0	192	So./4th year	Foristell, Mo. (Hutchinson CC/Timberland HS)
45	Landry Kyle	RHP	R/R	6-3	191	Jr./3rd year	Oklahoma City, Okla. (Seminole St. JC/Heritage Hall HS)
46	Dominick Reid	RHP	R/R	6-3	197	Fr./1st year	Little Elm, Texas (Lone Star HS)
52	Michael Benzor	LHP	L/L	6-4	213	Fr./1st year	Houston, Texas (Porter HS)
53	Ryan Bogusz	RHP	R/R	6-2	183	Jr./4th year	Frisco, Texas (Lone Star HS)
54	Manning West	RHP	R/R	6-6	229	Fr./1st year	Winder, Ga. (Apalachee HS)
55	Ben Abram	RHP	R/R	6-8	262	Sr./5th year	Georgetown, Ontario, Canada (Oklahoma/Georgetown District HS)

COACHES

9	Josh Holliday – Head Coach (11th Season)
37	Rob Walton – Assistant Coach (11th Season)
18	Justin Seely – Assistant Coach (Second Season)
21	Robin Ventura – Volunteer Assistant Coach (Fourth Season)
38	Jordy Mercer – Student Assistant Coach (First Season)
	Blake Kangas – Director of Player Development (First Season)
	Victor Romero – Director of Baseball Operations (Seventh Season)
	Garrett Bayliff – Strength & Conditioning/Sports Performance (First Season)
	Eli Williams – Athletic Trainer (11th Season)
	Colton Lovelace – Director of Video & Analytics (First Season)
	Jack Montgomery – Graduate Manager (First Season)



2023 COWBOY BASEBALL ROSTER

ROSTER BREAKDOWN

INFIELDERS

Marcus Brown, Brennan Holt, Nolan McLean, David Mendham, Phoenix Meza, Aidan Meola, Roc Riggio, Nolan Schubart, Dan Swirsky, Beau Sylvester, Noah Turley, Tyler Wulfert

OUTFIELDERS

Carson Bengé, Jaxson Crull, Zach Ehrhard, Brennan Holt, Nolan McLean, Nolan Schubart, Beau Sylvester, Nolan Turley, Tyler Wulfert

CATCHERS

Chase Adkison, Cole Cosman, Ian Daugherty, David Mendham, Derek Smith, Beau Sylvester

RIGHT-HANDED PITCHERS

Ben Abram, Carson Bengé, Ryan Bogusz, Bowen Bridges, Gabe Davis, Luke Fernandez, Brian Hendry, Janzen Keisel, Landry Kyle, Nolan McLean, Evan O'Toole, Dominick Reid, Bayden Root, Kade Shatwell, Isaac Stebens, Riley Taylor, Juaron Watts-Brown, Manning West

LEFT-HANDED PITCHERS

Michael Bengor, Drew Blake, Brant Hogue, Brennan Phillips, Ryan Ure

BY CLASS

Grads/Seniors (3): Abram, Mendham, Root

Juniors (14): Adkison, Bogusz, M. Brown, Cosman, Crull, Hendry, Hogue, Kyle, McLean, O'Toole, Stebens, Taylor, Turley, Wulfert

Sophomores (8): Brueggemann, Daugherty, Ehrhard, Keisel, Meola, Riggio, Ure, Watts-Brown

Redshirt Freshmen (4): Bengé, Blake, Bridges, Holt

Freshmen (12): Bengor, Davis, Fernandez, Meza, Phillips, Reid, Schubart, Shatwell, Smith, Swirsky, Sylvester, West

BY STATE/COUNTRY

Oklahoma (11): Bengé, Blake, Bridges, Crull, Daugherty, Davis, Kyle, Meza, Phillips, Shatwell, Stebens

Texas (4): Bengor, Bogusz, Reid, Taylor

Canada (3): Abram, Mendham, O'Toole

Florida (3): Ehrhard, Meola, Swirsky

California (2): Riggio, Watts-Brown

Georgia (2): Fernandez, West

Utah (2): Keisel, Turley

Arizona (1): Smith

Arkansas (1): M. Brown

Colorado (1): Ure

Hawaii (1): Sylvester

Idaho (1): Adkison

Illinois (1): Brueggemann

Indiana (1): Root

Iowa (1): Hogue

Louisiana (1): Holt

Michigan (1): Schubart

Missouri (1): Cosman

New Jersey (1): Hendry

New Mexico (1): Wulfert

North Carolina (1): McLean

ALPHABETICAL ROSTER

No.	Name	Pos.
55	Abram, Ben	RHP
33	Adkison, Chase	C
3	Bengé, Carson	INF/RHP
52	Bengor, Michael	LHP
32	Blake, Drew	LHP
53	Bogusz, Ryan	RHP
41	Bridges, Bowen	RHP
19	Brown, Marcus	INF
12	Brueggemann, Colin	1B
44	Cosman, Cole	C
26	Crull, Jaxson	OF
8	Daugherty, Ian	C
22	Davis, Gabe	RHP
4	Ehrhard, Zach	INF/OF
40	Fernandez, Luke	RHP
27	Hendry, Brian	RHP
36	Hogue, Brant	LHP
6	Holt, Brennan	INF/OF
39	Keisel, Janzen	RHP
45	Kyle, Landry	RHP
13	McLean, Nolan	INF/OF/RHP
31	Mendham, David	1B/INF
2	Meola, Aidan	INF
1	Meza, Phoenix	INF
25	O'Toole, Evan	RHP
28	Phillips, Brennan	LHP
46	Reid, Dominick	RHP
7	Riggio, Roc	INF/OF
14	Root, Bayden	RHP
10	Schubart, Nolan	OF/1B
30	Shatwell, Kade	RHP
26	Smith, Derek	C
34	Stebens, Isaac	RHP
35	Swirsky, Dan	INF
18	Sylvester, Beau	C/1B/OF
43	Taylor, Riley	RHP
15	Turley, Noah	1B/OF
24	Ure, Ryan	LHP
23	Watts-Brown, Juaron	RHP
54	West, Manning	RHP
17	Wulfert, Tyler	INF/OF

PRONUNCIATION GUIDE

Bengé	binj
Bogusz	bogus
Brueggemann	brig-a-men
Cosman	coz-man
Ehrhard	air-hard
Juaron Watts-Brown	Ja-ron
Keisel	Key-sul
McLean	mc-lane
Aidan Meola	ay-den me-oh-la
Riggio	ri-geo
Schubart	shew-bert
Stebens	Steb-ins
Ure	yur



RADIO/TV CHART

**1**


Phoenix Meza
INF • R/R • 6-0, 180
FR • Choctaw, OK

**2**

Aidan Meola
INF • R/R • 6-1, 207
SO • Palm Beach Gardens, FL

**3**

Carson Bengé
OF/RHP • L/R • 6-1, 184
RS-FR • Yukon, OK

**4**

Zach Ehrhard
INF/OF • R/R • 5-11, 190
SO • Tampa, FL

**5**

Jaxson Crull
OF • L/L • 6-0, 180
JR • Bixby, OK

**6**

Brennan Holt
INF/OF • L/R • 5-9, 160
RS-FR • Baton Rouge, LA

**7**

Roc Riggio
INF • L/R • 5-9, 180
SO • Simi Valley, CA

**8**

Ian Daugherty
C • R/R • 6-2, 204
SO • Kingfisher, OK

**10**

Nolan Schubart
OF/1B • L/R • 6-5, 227
FR • Durand, MI

**12**

Colin Brueggemann
1B • L/R • 6-6, 231
SO • Smithton, IL

**13**

Nolan McLean
OF/INF/RHP • R/R • 6-4, 214
JR • Willow Springs, NC

**14**

Bayden Root
RHP • 6-3, 235
SR • Kokomo, IN

**15**

Noah Turley
1B/OF • R/R • 6-4, 208
JR • Midway, UT

**17**

Tyler Wulfert
INF/OF • R/R • 6-0, 197
JR • Farmington, NM

**18**

Beau Sylvester
C/1B/OF • R/R • 6-0, 212
FR • Kailua, HI

**19**

Marcus Brown
INF • L/R • 6-0, 187
SO • Springdale, AR

**22**

Gabe Davis
RHP • 6-9, 225
FR • Choctaw, OK

**23**

Juaron Watts-Brown
RHP • 6-3, 190
SO • Hanford, CA

**24**

Ryan Ure
LHP • 6-7, 232
SO • Eaton, CO

**25**

Evan O'Toole
RHP • 6-2, 202
JR • Nova Scotia, Canada

**26**

Derek Smith
C • R/R • 6-3, 202
FR • Scottsdale, AZ

**27**

Brian Hendry
RHP • 6-4, 225
JR • Medford, NJ

**28**

Brennan Phillips
LHP • 6-1, 194
FR • Owasso, OK

**30**

Kade Shatwell
RHP • 6-3, 187
FR • Edmond, OK

**31**

David Mendham
1B/INF • L/R • 6-2, 204
SR • Ontario, Canada

**32**

Drew Blake
LHP • 6-2, 190
RS-FR • Stillwater, OK

**33**

Chase Adkison
C • R/R • 6-0, 205
JR • Grangeville, ID

**34**


Isaac Stebens
RHP • 6-0, 194
JR • Stillwater, OK

**35**

Dan Swirsky
INF • R/R • 6-0, 191
FR • Plantation, FL

**36**


Brant Hogue
LHP • 6-4, 223
JR • Sioux City, IA

**39**

Janzen Keisel
RHP • 6-4, 208
SO • Gunnison, UT

**40**

Luke Fernandez
RHP • 6-2, 236
FR • Cumming, GA

**41**


Bowen Bridges
RHP • 6-1, 195
RS-FR • Edmond, OK

**43**

Riley Taylor
RHP • 6-3, 225
JR • Haslet, TX

**44**


Cole Cosman
C • L/R • 6-0, 192
SO • Wentzville, MO

**45**

Landry Kyle
RHP • 6-3, 191
JR • Oklahoma City, OK

**46**

Dominick Reid
RHP • 6-3, 197
FR • Little Elm, TX

**52**


Michael Benzor
LHP • 6-4, 213
FR • Houston, TX

**53**

Ryan Bogusz
RHP • 6-2, 183
JR • Frisco, TX

**54**

Manning West
RHP • 6-6, 229
FR • Winder, GA

**56**

Ben Abram
RHP • 6-8, 262
FR • Ontario, Canada

**9**

Josh Holliday
Head Coach
11th Season

**37**

Rob Walton
Assistant Coach
11th Season

**18**

Justin Seely
Assistant Coach
Second Season

**21**

Robin Ventura
Volunteer Asst. Coach
Fourth Season

**38**


Jordy Mercer
Student Asst. Coach
First Season

**Blake Kangas**


Dir. Player Development
First Season

**Victor Romero**

Director of Operations
Seventh Season

**Eli Williams**

Athletic Trainer
11th Season

**Garrett Bayliff**

Strength & Conditioning/
Sports Performance
First Season

GAME NOTES



2023 BIG 12 CONFERENCE STANDINGS

	Big 12		Overall	
	W	L	W	L
Texas	3	0	19	7
Oklahoma State	4	2	20	6
Kansas State	4	2	18	9
TCU	4	2	16	9
Texas Tech	2	4	18	8
Oklahoma	2	4	13	12
Baylor	2	4	9	16
West Virginia	0	0	19	6
Kansas	0	3	9	14

Big 12 Weekend Schedule

Friday

Baylor at Kansas	6 p.m.
West Virginia at Kansas State	6 p.m.
Stanford at Oklahoma	6:30 p.m.
TCU at Texas Tech	6:30 p.m.

Saturday

TCU at Texas Tech	2 p.m.
Baylor at Kansas	2 p.m.
West Virginia at Kansas State	4 p.m.
Stanford at Oklahoma	4 p.m.

Sunday

West Virginia at Kansas State	1 p.m.
Baylor at Kansas	1 p.m.
TCU at Texas Tech	2 p.m.
Stanford at Oklahoma	2 p.m.

...

2023 Big 12 Preseason Coaches Poll

1. TCU (5)	6. West Virginia
2. Oklahoma State (4)	7. Kansas State
3. Texas Tech	8. Kansas
4. Texas	9. Baylor
5. Oklahoma	

...

Big 12 Awards

Preseason All-Big 12: Marcus Brown, Roc Riggio, Nolan McLean, Juaron Watts-Brown

Preseason Pitcher of Year/Newcomer of Year:
Juaron Watts-Brown

Player/Pitcher/Newcomer of Week:

Janzen Keisel	Newcomer, Feb. 27
Nolan McLean	Player, March 6
Nolan Schubart	Co-Newcomer, March 6
Roc Riggio	Player, March 13
Juaron Watts-Brown	Pitcher, March 13
Carson Bengé	Newcomer, March 27

About Oklahoma State

- OSU is 20-6 overall and in a three-way tie for second in the Big 12 standings with a 4-2 conference mark. The Cowboys host league-leading Texas this weekend at O'Brate Stadium.
- The Cowboys are coming off a 42-22 season in 2022 in which they made their ninth consecutive NCAA Regional appearance. OSU finished tied for second in the Big 12 standings with a 15-9 conference mark, one game out of first place.
- OSU was the No. 7 national seed in last year's NCAA Championship, the program's highest ever tourney seeding, and was an NCAA Regional host for the fourth time under Josh Holliday; the Pokes advanced to the NCAA Regional finals for the sixth time under Holliday.
- Led by Nolan McLean and Roc Riggio, OSU returns six position starters and 13 letterwinners from '22.
- The 2023 season is OSU's 11th under head coach Josh Holliday, who is 382-204-2 at his alma mater. The Cowboys have earned an NCAA Region berth each year under his watch.

About Texas

- Ranked as high as No. 15 nationally, Texas is 19-7 on the season and brings a 15-game winning streak to Stillwater. The Longhorns sit atop the Big 12 standings at 3-0 after sweeping Texas Tech last weekend.
- David Pierce is in his seventh season as UT's head coach and owns a 238-123 career record with the Longhorns. He also has stints at Sam Houston State and Tulane and is 435-232 overall as a head coach.
- OSU is 52-66 all time against Texas, including a 24-13 mark under Josh Holliday. Last season, the Cowboys swept the series in Austin before going 1-2 against the Horns at the Big 12 Championship.
- UT's starting pitching rotation vs. the Cowboys is expected to be:

Friday: LHP Lucas Gordon — 2-0, 1.65 ERA in seven appearances (6 starts); 41 K, 15 BB in 32.2 IP

Saturday: RHP Travis Sthele — 2-2, 4.55 ERA in six starts; 29 K, 8 BB in 27.2 IP

Sunday: TBA

R-E-S-P-E-C-T

OSU was ranked as high as No. 8 in the preseason national polls, receiving that ranking from *USA TODAY Sports*. This week, the Cowboys are ranked No. 13 by *USA TODAY Sports* and the NCBWA, 14th by *Collegiate Baseball*, 16th by *Perfect Game* and 17th by *D1Baseball* and *Baseball America*.

OSU has been nationally ranked for 44 consecutive weeks dating back to the 2021 preseason polls. The Cowboys reached No. 2 twice in 2022, marking their highest-ever ranking under Josh Holliday.

From March 4, 2013 to April 3, 2017, a streak of 77 consecutive weeks, OSU was ranked in at least one national poll. During that time, the Cowboys spent 18 weeks in the Top 10, climbing as high as No. 3. They have finished in the top 10 in the final polls twice under Josh Holliday — 10th in 2014 and fourth in 2016.

RPI Talk

Oklahoma State enters the weekend No. 24 in the official NCAA RPI; Texas is 16th.

Big 12 Love For The Pokes

The Cowboys placed four players on the 2023 Preseason All-Big 12 Team as Marcus Brown, Nolan McLean, Roc Riggio and Juaron Watts-Brown earned that distinction. Additionally, Watts-Brown was named the Big 12 Preseason Pitcher of the Year and Big 12 Preseason Newcomer of the Year.

OSU was picked to finish second in the Big 12 standings, getting four first-place votes from the league's coaches. Two-time defending champion TCU collected five first-place votes to edge OSU as the favorite.

All-American Golden Cowboys

Juaron Watts-Brown and Nolan McLean are both consensus Preseason All-Americans.

Watts-Brown, the Cowboys' sophomore right-handed pitcher, was a second-team pick by *D1Baseball* and *Baseball America* and a third-team choice by *Collegiate Baseball*, *Perfect Game* and the NCBWA.

A two-way standout, McLean was named a Preseason All-American as a utility player and earned second-team status from *D1Baseball* and *Collegiate Baseball* and third-team honors from *Baseball America*, *Perfect Game* and the NCBWA.

Both McLean and Watts-Brown are also on the Golden Spikes Award Preseason Watch List, which includes 55 of the nation's top amateur players.

Joining the McLean/Watts-Brown duo as a Preseason All-American is second baseman Roc Riggio, who was a third-team selection by *Baseball America* and *D1Baseball*.

New Faces

OSU's roster includes 23 newcomers, and the Cowboys brought in a recruiting class and transfer class that were both ranked in the top 10 nationally.

The group of newcomers includes 12 freshmen, six Division I transfers and five players who joined the Pokes from the JUCO ranks.

We Went Streaking

OSU's recent 12-game winning streak (Feb. 26-March 14) is the second longest by a Big 12 team this season and is tied for the second longest of the Josh Holliday head coaching era.

The Pokes' longest win streak under Holliday is 14, which came in 2020-21 (last five games of COVID shortened '20 season and first nine of '21), and OSU also turned in a 12-game winning streak in 2014.

The program record for longest winning streak is 30 games, set by the 1986 Cowboys.

GAME NOTES



JOSH HOLLIDAY

Head Coach,
11th Season

Josh Holliday returned home to Stillwater in 2012 poised to lead the Oklahoma State baseball program back to national prominence, and he has done just that over the decade.

Holliday took over OSU baseball on June 8, 2012, when he was named the 15th head coach in program history. The Oklahoma State alumnus and native of Stillwater had served the previous three seasons as an assistant coach at Vanderbilt and established himself as one of the nation's top assistant coaches over a span of just over a decade.

Holliday's hire has paid huge dividends as he has led the OSU program back to national prominence in his first eight seasons at the helm.

Since Holliday took over the reins, the Cowboys have never failed to make the postseason as he has guided them to eight NCAA Regional appearances. During his tenure, the program has also celebrated three Big 12 Conference championships, including the program's first-ever regular season title, three NCAA Super Regional berths and a return to the College World Series for the first time since his playing days in 1999.

Over the last 10 years, OSU has won 362 games, the second-highest win total among Big 12 teams during that span, and has finished first or second in the conference standings six times. His win total ranks as the second highest in program history, trailing only hall of famer Gary Ward's 953.

OSU's impressive 2016 run saw the Pokes make their 20th College World Series appearance, and Holliday became one of only 17 people in NCAA history to reach the CWS as both a player and head coach after playing for OSU teams in 1996 and 1999 that advanced to Omaha.

Holliday, who was named the 2016 ABCA/Diamond Midwest Regional Coach of the Year, guided OSU to a 43-22 overall record, and the Cowboys finished the season ranked No. 4 in the final national polls.

Holliday is the first former OSU player to serve as the program's head coach. A four-year letterwinner for the Cowboys from 1996-99, Holliday was a starter on Cowboy teams that made four NCAA Tournament appearances and reached the College World Series in 1996 and 1999.

During a career that spanned 256 games, which ranks second all time at OSU, Holliday compiled a career .311 batting average to go along with 53 home runs, 62 doubles and 237 RBIs. He was inducted into the OSU Baseball Hall of Fame in 2003.

Holliday was a three-time All-Big 12 performer, earning first-team honors in 1998 (at catcher) and 1999 (at third base). He was a second-team selection as a utility player in 1997 and was named the Big Eight Conference Freshman of the Year and a Freshman All-American in 1996.

Holliday was selected in the 1999 Major League Baseball Draft by Toronto in the ninth round and spent two years in the Blue Jays organization. Following his professional baseball career, Holliday returned to Stillwater and joined the OSU coaching staff, where he served as an assistant for three seasons. He was a student assistant in 2001 before joining the full-time staff the following year.

Holliday left Stillwater to continue his coaching career in 2004, and over an 11-year span, he served as an assistant coach at some of the nation's top baseball programs, serving stints on the staffs at North Carolina State, Georgia Tech, Arizona State and Vanderbilt. He coached on seven NCAA Tournament teams and three of those advanced to the College World Series (Georgia Tech in 2006, Arizona State in 2009 and Vanderbilt in 2011).

Holliday Year-By-Year At OSU

	Overall	Big 12
2013	41-19	13-10
2014	48-18	18-6
2015	38-20	14-8
2016	43-22	16-8
2017	30-27	8-14
2018	31-26-1	16-8
2019	40-21	14-9
2020	13-5	0-0
2021	36-19-1	12-12
2022	42-22	15-9
2023	20-6	4-2
Totals	382-205-2 (.650)	130-85 (.605)

THE JOSH HOLLIDAY FILE

- **1996-99:** Played at Oklahoma State
- **1999-00:** Played in Toronto Blue Jays organization
- **2001-03:** Oklahoma State assistant coach
- **2004:** North Carolina State assistant coach
- **2005-07:** Georgia Tech assistant coach
- **2008-09:** Arizona State assistant coach
- **2010-12:** Vanderbilt assistant coach
- **2013-pres.:** Oklahoma State head coach

K Kounter

The 2022 OSU pitching staff shattered the program record for strikeouts in a season with 679, besting the previous mark by 91.

The Cowboys' 679 strikeouts ranked fifth nationally, and they ranked seventh in the NCAA in strikeouts per nine innings at 10.7.

With an influx of new arms, this year's staff has continued to pile up Ks. The Cowboys lead the Big 12 and rank ninth in the NCAA with 273 strikeouts, and they have three pitchers — Juaron Watts-Brown, Ben Abram and Isaac Stebens — in the top 10 in the conference in punchouts.

OSU's 11.1 strikeouts per nine innings this season is tops in the Big 12 and ranks 10th nationally.

Shoes To Fill

Seven pitchers from OSU's 2022 roster were MLB Draft picks and only one — Nolan McLean — is back for the 2023 season as five signed pro contracts and one transferred.

That group of six hurlers lost — Justin Campbell, Trevor Martin, Victor Mederos, Roman Phansalkar, Bryce Osmond and Kale Davis — combined for 128 appearances (48 starts), 28 wins, 460 strikeouts and 372 1/3 innings pitched a year ago.

No-No, No-No

OSU achieved one of the rarest of baseball feats when it tossed no-hitters in consecutive games in week two, first in a midweek contest against California Baptist followed by the opening game of a doubleheader with LMU.

At this point, it's only the third confirmed time in NCAA Division I history that a team has thrown a no-hitter in back-to-back games and the first time it's been accomplished in two nine-inning games. On March 27, 1968, Florida State tossed consecutive no-hitters against Springfield College (7 innings) and Wake Forest (9 innings); in 1971, Vanderbilt had back-to-back, seven-inning no-hitters in a doubleheader against Louisville.

OSU also became the first team in Big 12 history to record two no-hitters in the same season.

The no-hitter against CBU was the 12th in Cowboy Baseball history as five OSU pitchers combined for the feat. Janzen Keisel worked the first 5 1/3 innings, striking out 11 along the way, before Isaac Stebens tossed two innings in relief. Drew Blake and Evan O'Toole both recorded outs in the eighth, and Nolan McLean earned the save with a perfect ninth.

It was the program's first no-hitter since Justin Campbell achieved the feat against Kansas on May 8, 2021. It was also the third combined no-hitter by OSU and the first since Jason Bell, Brent Nichols, Rob Gaiko and Marcus Cuper no-hit Missouri Southern on March 16, 1993.

Just four days later, OSU's Juaron Watts-Brown teamed with O'Toole and McLean to no-hit LMU. Watts-Brown worked six innings and struck out eight before O'Toole spelled him to begin the seventh. After two innings, O'Toole yielded to McLean, who came on in the ninth to secure the no-no.

OSU now counts six no-hitters in games that went nine innings as last week's efforts joined the 1993 combined no-no, Campbell's in 2021 and no-hitters by Bob Richardson in 1968 and Jim Wixson in the 1960 College World Series.

Counting the final out against Arkansas on Feb. 19 and the first two outs of the doubleheader nightcap against LMU, the Cowboys went a combined 19 innings over a four-game stretch without allowing a hit.

Cowboys Who Rake

OSU's offense is putting up some impressive numbers at the plate.

- The Cowboys rank second in the Big 12 with a .314 team batting average, which is 20th nationally.
- Six regulars in the OSU starting lineup are hitting at least .300. Nolan Schubart leads the way with a .402 average that ranks fourth in the Big 12.
- OSU's 66 doubles rank third nationally, five behind NCAA leader Virginia.
- The Cowboys have smashed a Big 12-best 50 home runs, which ranks 11th nationally. Thirteen different players have homered, and three of those — Nolan Schubart, Roc Riggio and David Mendham — lead the team with eight round trippers apiece.
- OSU's .571 slugging percentage leads the Big 12 and is eighth nationally.
- The Cowboys have posted five run-rule wins this season.

Double Your Pleasure

Roc Riggio did something that hadn't been done in over three decades in the second game of a doubleheader against Utah Tech when he tied a program record with four doubles, a feat last achieved by a Cowboy when Lou Lucca did it in 1991.

Bakers On The Mound

OSU has had three individual 13-strikeout performances by its pitchers this season. The baker's dozen punchouts are the most in a game by a Big 12 pitcher this season.

In the series opener against Utah Tech, Juaron Watts-Brown reached the mark in 6 2/3 innings, and he hit that number again in a six-inning effort against Baylor. The 13 strikeouts are the second most in a game in Watts-Brown's career behind only the 16 he recorded while at Long Beach State last season in a game against UC Riverside that saw him throw a no-hitter.

Brian Hendry also racked up 13 Ks against Utah Tech, working six innings en route to his first win as a Cowboy. The total marked a career high for the St. John's transfer; his previous best was 10 in 2021.

GAME NOTES

COWBOY BASEBALL BY THE NUMBERS

2,706/.661	OSU entered the 2023 season, the 112th in program history, with 2,748 wins and a .661 winning percentage
209	OSU's 209 All-Big 12 selections are the most of any program in conference history
132	OSU Cowboys have earned All-American honors 132 times in the program's history
100	Career home runs by Cowboy Pete Incaviglia, an NCAA record
61	OSU's record for wins in a season, set in 1984 & 1988
58	Consecutive game hitting streak for Robin Ventura in 1987, an NCAA record
48/143	Number of home runs & RBIs for Pete Incaviglia during the 1985 season, both NCAA records
54	Number of Cowboys to earn All-Big 12 First Team honors
47	NCAA Tournament berths for OSU, the fourth-highest total all time
33	Conference championships for the Cowboys (24 Big Eight, 5 Missouri Valley, 4 Big 12)
27	Cowboys have been named first-team All-American
24	Big Eight Conference championships, a record
20	College World Series appearances by OSU, which ranks sixth all time
19	Cowboys drafted in the first round of the Major League Baseball Draft
16	OSU won an NCAA record 16-straight Big Eight Conference championships from 1981-1996
15	Top 10 finishes in Baseball America final season polls (since 1981)
7	50 win seasons by the Cowboys
6	Berths in the College World Series championship game
5	NCAA Super Regional appearances by the Cowboys – 1999, 2007, 2014, 2016, 2019
4	Cowboys in the National College Baseball Hall of Fame – Robin Ventura, Pete Incaviglia, Gary Ward & Tom Borland
3	Cowboys named Big 12 Conference Pitcher of the Year – Thomas Hatch (2016), Michael Freeman (2014) & Andrew Heaney (2012)
2	Cowboy alumni who have been Major League Baseball managers – Robin Ventura (White Sox) & John Farrell (Blue Jays, Red Sox)
2	Cowboys named Big 12 Conference Player of the Year – Zach Fish (2014) & Tyler Mach (2006)
1	National championship for OSU, in 1959
1	Golden Spikes Award winner – Robin Ventura in 1988

Close Calls

OSU is 86-56 (.606) in one-run games under Josh Holliday, including a 2-1 mark this season, and 97 of the Cowboys' 205 losses under Holliday (47 percent) have come by two runs or less.

Cowboy Country

OSU's 2023 roster includes players from 20 different states and Canada.

Roc Rolled — And He's Doing It Again

Roc Riggio enjoyed a Freshman All-American season in 2022, starting 53 games for the Cowboys and hitting .295 with 11 home runs, 14 doubles and 47 RBIs.

The second baseman caught fire at the plate in the postseason and was named to the all-tournament team at both the Big 12 Baseball Championship and the NCAA Stillwater Regional. In 10 games, he hit .458 (22-for-48) with six doubles, five homers and 19 RBIs.

Riggio is swinging a hot bat once again — over OSU's last seven games, he has smacked four homers, collected 14 RBIs and raised his batting average to .330.

Random Fact: As an eighth grader, Riggio committed to play baseball at UCLA.

Two-Way Talent

Nolan McLean's powerful bat was a fixture in the middle of the Cowboys' order in 2022, and he also emerged as OSU's closer. That combination led to him being named a Perfect Game All-American and a semifinalist for the John Olerud Two-Way Player of the Year Award.

A native of North Carolina, McLean became the third player in OSU history to earn All-Big 12 honors at two different positions — he was named All-Big 12 First Team as a utility player, was an All-Big 12 Second Team selection as a relief pitcher and collected honorable mention All-Big 12 plaudits as an infielder.

McLean slugged a team-high 19 home runs and hit .285 with 16 doubles and 47 RBIs while spending the majority of his time at third base. He was OSU's second-leading hitter in Big 12 play, posting a .330 average to go along with seven homers and 20 RBIs.

On the mound, McLean made 23 relief appearances and posted a 2-1 record and five saves while recording 39 strikeouts in 25 1/3 innings. Four of his saves came in league play.

McLean spurned professional baseball to return to Stillwater after being selected with the first pick of the third round of last July's Major League Baseball Draft by the Baltimore Orioles.

In 2023, McLean has picked up right where he left off. Now primarily an outfielder, he's hitting .298 with seven homers and 24 RBIs. As the Cowboys' closer, he ranks third nationally with six saves and sports a 1.35 ERA and 17 strikeouts in 13 1/3 innings.

Random Fact: McLean was a quarterback on the OSU football team during the 2020 season.

Two-Way Too

Nolan McLean isn't the only two-way standout for the Cowboys as Carson Bengé has become a force at the plate and on the mound in his first collegiate season.

After redshirting last season to rehab following Tommy John surgery, Bengé has been a constant in the OSU lineup as both a right-fielder and DH, and he ranks third on the team with a .354 batting average to go along with four homers, eight doubles and 21 RBIs.

On the mound, Bengé has made three starts and is 1-1 with 10 strikeouts in 12 1/3 innings. He picked up the first win of his career in a midweek outing against Wichita State in which he allowed just one run and struck out a career-high five in five innings of work.

Random Fact: Carson's older brother, Garrett, was a two-time All-Big 12 infielder for the Cowboys in 2016 and 2017.

What Can Brown Do For You

Marcus Brown developed into the Cowboys' everyday shortstop as a sophomore in 2022 and thrived in that role, hitting .316 with 15 doubles, four homers and 31 RBIs to earn honorable mention All-Big 12 status.

Brown went on a tear at the plate during conference play. He entered league action hitting .256 but posted a .318 average against conference foes to boost that mark.

That seems to be a trend as through six Big 12 games this season, Brown is hitting .400 (8-for-20), the second-highest average on the team in league play.

Brown, who also turned in the longest hitting streak by a Poke last season at 13-games, was named a Cape Cod League All-Star over the summer after starring for the Chatham Anglers.

Random Fact: Brown was named the 2021 Appalachian League Player of the Year as a member of the Elizabethton River Riders.

Freshman Swinging A Hot Bat

Just over a month into his first collegiate season, Nolan Schubart has proven to be a powerful addition to the OSU lineup.

The left-handed hitting outfielder owns a team-high .402 batting average, which ranks fourth in the Big 12, and he leads the league with a .793 slugging percentage. The Michigan native is also second in the league in home runs (8), third in on-base percentage (.528), fifth in RBIs (31) and sixth in total bases (65).

Schubart has reached base safely in 16-straight games, the longest streak by a Cowboy this season.

Random Fact: Schubart was originally committed to play at Michigan before a coaching change there led to him signing with the Cowboys.

GAME NOTES

JUST SAY NO



OSU's 2023 roster includes five players who have been Major League Baseball Draft picks.

Name	Year Drafted	Team	Round
Ben Abram	2018	San Diego	37th
Zach Ehrhard	2021	Boston	13th
Nolan McLean	2022	Baltimore	3rd
Roc Riggio	2021	Milwaukee	11th
Ryan Ure	2021	Texas	16th

HERE, THERE, EVERYWHERE

A breakdown by venue of the Cowboys' record under Josh Holliday.

Year	Home	Away	Neutral
2013	24-7	9-7	8-5
2014	25-10	13-4	10-4
2015	19-8	9-9	10-3
2016	18-7	19-8	6-7
2017	16-14	6-10	8-3
2018	12-10-1	15-14	4-2
2019	19-7	12-11	9-3
2020	10-1	2-2	1-2
2021	23-8-1	8-7	5-4
2022	21-12	16-5	5-5
2023	16-1	3-3	1-2
Totals	203-85-2	112-80	67-40
	(.703)	(.583)	(.626)

IN THE CLASSROOM

For the fall 2022 semester, the Cowboys posted a team grade point average of 3.4, continuing a trend that has seen the program thrive academically under Josh Holliday's leadership.

The program's academic achievements during Holliday's tenure as head coach include:

- 107 graduates
- 10 Cowboys who have graduated with honors
- 124 Academic All-Big 12 selections
- Big 12-record 20 Academic All-Big 12 performers in 2021
- 359 players on OSU Dean's & President's Honor Rolls
- 3 consecutive years (2020-22) as ABCA Team Academic Excellence Award winner (3.0 or above team GPA)

Bat Man

Another reliable bat in the middle of the Cowboys' 2022 batting order returned this season in the form of David Mendham.

In his first season in Stillwater after transferring from South Carolina, Mendham started 57 games (50 at first base) and hit .276 with 16 doubles, 11 homers and 45 RBIs.

Mendham, an honorable mention All-Big 12 pick, committed just one fielding error on the year.

In 2023, Mendham is hitting .327 with eight homers and 26 RBIs. He ranks in the top five in the Big 12 in hits (35), home runs (8), doubles (9) and total bases (68).

Random Fact: Mendham is dating OSU softball All-American pitcher Kelly Maxwell.

Meet The New Guy

OSU bolstered its pitching staff with the addition of transfer Juaron Watts-Brown, who has emerged as a standout in the Cowboys' weekend rotation.

Watts-Brown picked up his first win in an OSU uniform against Austin Peay as he recorded eight strikeouts for the second consecutive game. He moved to 2-0 with a 13-strikeout performance vs. Utah Tech and notched his third win with another 13 K effort, this one against Baylor.

The righty leads the Big 12 and ranks eighth nationally with 55 strikeouts, and his 14.85 strikeouts per nine innings is ninth in the NCAA. He is sixth in the league in opponent batting average at .192 to go along with a 2.97 ERA; his 33 1/3 innings pitched are the third most in the conference.

Watts-Brown transferred to OSU after earning Freshman All-America honors at Long Beach State last season. He went 4-4 with a 3.68 ERA in 15 appearances, including 12 starts, for the Dirtbags and racked up 111 strikeouts in 73 1/3 innings.

During the month of May, Watts-Brown went 3-0 with a 1.64 ERA and 55 strikeouts in 33 innings, and he posted double-digit strikeout games in four of his last five starts of the season.

Watts-Brown's first collegiate season also saw him toss the first complete game no-hitter in LBSU history, and he set the school record for strikeouts per nine innings in a season with 13.62.

Random Fact: Watts-Brown was named the West Yosemite League Player of the Year in baseball, football and basketball during his prep career at Hanford High School; he played quarterback on the gridiron and forward in hoops.

Stillwater Slingers

A pair of hometown hurlers have stepped up for the Cowboys this season.

Southpaw Drew Blake picked up the win in relief in the season opener vs. Missouri as the redshirt freshman worked two shutout innings in relief. Blake's 11 appearances are tied for second in the Big 12.

Isaac Stebens tossed four scoreless innings out of the bullpen in his debut against Vanderbilt, then worked two more shutout frames with four Ks in the combined no-hitter against Cal Baptist.

A righty is in his first season at OSU after a JUCO All-American career at Cowley County CC, Stebens is 3-0 with a 1.88 ERA, which ranks third in the Big 12, to go along with 34 strikeouts in 28 2/3 innings. He leads the conference in opponent batting average at .160.

Random Fact: Blake's dad, Randy, was teammates with Josh Holliday on the Stillwater High School football team in the mid-1990s; Holliday was the Pioneers' quarterback, and Blake starred at wide receiver.

Holding Down The Hot Corner

Aidan Meola battled injuries throughout his freshman season in 2022 but has been a standout for the Cowboys through the first part of this season.

Meola sports a .321 batting average and has hit safely in 17 of the 21 games in which he has played; he also owns the third-longest streak of reaching base safely by a Cowboy this season at 13. He is tied for the team lead with nine multi-hit games.

He has also flashed the leather at third base, where he has committed only one error and had a pair of stellar defensive plays - one of them in the ninth inning - to help the Cowboys record a no-hitter against California Baptist.

Random Fact: Aidan is the son of Tony Meola, the former goalkeeper for the United States Men's National Soccer Team who played in the 1990, 1994 and 2002 World Cups and was inducted into the United States Soccer Hall of Fame in 2012.

Big Ben

Ben Abram spent his first four collegiate seasons at Oklahoma, where he made 53 career appearances, but he has thrived after making his way to Stillwater for his final go around.

Abram's first three outings for the Cowboys came out of the bullpen, and he allowed seven runs in 5 2/3 innings while striking out just five.

But the Canadian right-hander was given a midweek start against Arizona State on March 8 and has done a 180, winning four consecutive starts beginning with that game against the Sun Devils in which he struck out eight in six innings.

After picking up a midweek victory over Dallas Baptist, Abram allowed just one run in six innings to lead OSU to a win at Texas Tech before improving to 4-0 with a career-high 10-strikeout performance against Baylor.

Abram ranks sixth in the Big 12 with 35 strikeouts and is averaging 11.67 strikeouts per nine innings.

Random Fact: Abram won a bronze medal with Canada at the 2018 U-18 Pan American Championships.

THIS IS COWBOY BASEBALL

COWBOYS IN THE PROS



Name (Yrs. at OSU)

Andrew Heaney, LHP (2010-12)

Team

Texas Rangers



Triple A

Peyton Battenfield, RHP (2017-19) Columbus (Guardians)

Trey Cobb, RHP (2014-17) Lehigh Valley (Phillies)

Thomas Hatch, RHP (2014-16) Buffalo (Blue Jays)

*Jonathan Heasley, RHP (2017-18) Omaha (Royals)

Ben Loeper, RHP (2016-20) Iowa (Cubs)

*Donovan Walton, INF (2013-16) Sacramento (Giants)

Garrett Williams, LHP (2014-16) Las Vegas (A's)

Double A

Brady Basso, LHP (2017-19) Midland (Athletics)

Jensen Elliott, RHP (2016-19) Bowie (Orioles)

Christian Encarnacion-Strand, 3B (2021) Chattanooga (Reds)

Logan Gragg, RHP (2019) Springfield (Cardinals)

Matt Kroon, INF (2018) Reading (Phillies)

Jake Lyons, RHP (2019) Bowie (Orioles)

Victor Mederos (2022) Rocket City (Angels)

Andrew Navigato, INF (2019) Erie (Tigers)

Kaden Polcovich (2020) Arkansas (Mariners)

High A

Trevor Boone, OF (2017-19) Spokane (Rockies)

Max Hewitt, UTL (2018-21) Great Lakes (Dodgers)

Colin Simpson, C (2016-19) Spokane (Rockies)

Brett Standlee, RHP (2019-21) Eugene (Giants)

Single A

Zach Cable, RHP (2020-21) Kannapolis (White Sox)

Griffin Doerschling, 1B (2022) Lake Elsinore (Padres)

Roman Phansalkar, RHP (2020-22) Inland Empire (Angels)

Jake Thompson, 3B (2020-22) Jupiter (Marlins)

Caeden Trenkle, OF (2020-22) Stockton (A's)

Justin Wroblewski, LHP (2021) Rancho Cucamonga (Dodgers)

Rookie

Justin Campbell, RHP (2020-22) ACL Guardians

Trevor Martin, RHP (2021-22) FCL Ray

Hueston Morrill, INF (2019-22) FCL Yankees

Bryce Osmond, RHP (2020-22) ACL Angels

* - indicates has played in MLB

High Five

Oklahoma State entered the 2023 season as the fourth-winningest team in NCAA baseball history in terms of winning percentage at .661.

Team	Seasons	Wins	Losses	Ties	Pct.
1. Texas	126	3,623	1,375	31	.724
2. Florida State	75	3,001	1,162	11	.720
3. Miami (Fla.)	78	2,721	1,149	18	.702
4. Oklahoma State	111	2,748	1,408	6	.661
Arizona State	111	2,969	1,522	8	.661

2,748 & Counting

Oklahoma State began the 2023 season 14th on the NCAA's all-time Division I wins list with 2,748. The Cowboys are one of only 19 programs in Division I history to reach 2,700 victories, and of those, only one — Florida State and Miami (FL) — have played fewer seasons than OSU's 111.

Star Studied

With Robin Ventura (volunteer asst.) and Jordy Mercer (student asst.) on staff, OSU has a coaching duo unique in college baseball. Between them, Ventura and Mercer played in over 3,000 Major League Baseball games over 26 seasons.

Ventura racked up six Gold Gloves as a third baseman for the White Sox, Mets, Yankees and Dodgers and also spent five seasons (2012-16) as the manager of the White Sox, leading them to 375 wins.

Mercer was on three playoff teams for the Pirates and ranked in the top four in the National League in fielding percentage among shortstops four times. He also played for the Tigers, Yankees and Nationals.

Orange Blood

Baseball — and Oklahoma State — is a family affair for Josh Holliday.

Josh's father, Tom, served as an OSU assistant coach for 19 years then took over as the Cowboys' head coach from 1997-2003, leading the program to a College World Series appearance in 1999 (and coaching Josh in his final three college seasons). Tom spent four decades as a collegiate coach and was inducted into the OSU Cowboy Baseball Hall of Fame in 2016.

Josh's younger brother, Matt, was a Major League Baseball standout from 2004-18 who was named to seven All-Star teams in 15 career seasons with the Rockies, Athletics, Cardinals and Yankees. Matt was on the OSU staff as a volunteer assistant from 2019-22.

Josh's uncle, Dave Holliday, was an OSU assistant coach from 1981-87 and has since held a variety of roles in Major League Baseball, including his current spot as a professional scout for Philadelphia.

Building A Winner

In 10 seasons as head coach at his alma mater, Josh Holliday has built a sparkling resume.

- The Cowboys have earned nine NCAA Regional berths, advanced to three Super Regionals and played in the College World Series for the first time since Holliday was a senior for the Cowboys in 1999.

- OSU has finished first or second in the Big 12 Conference standings six times, claiming the program's first-ever regular season Big 12 title in 2014 and finishing second in 2013, 2015, 2016, 2018 and 2022.

- The Pokes have added three Big 12 championships to the program's total. In 2014, OSU won its first-ever Big 12 Conference regular season championship, and the 2017 club captured the second Big 12 Championship title in program history. The Cowboys also claimed the conference tourney title in 2019.

- OSU hosted NCAA Regionals in 2014, 2015 and 2022 and was the top-seeded team each time. The Cowboys were a national seed twice — No. 7 in 2022 and No. 9 in 2019.

- Holliday has coached 83 All-Big 12 performers, 12 All-Americans, two Big 12 Pitcher of the Year honorees, two Big 12 Newcomer of the Year winners and a Big 12 Player of the Year.

- With 362 wins, Holliday ranks second on OSU's all-time head coach wins list behind hall of famer Gary Ward, who guided the Pokes to 953 victories in 19 seasons.

Go Pro

During Josh Holliday's tenure as head coach, OSU has had 58 players selected in the Major League Baseball Draft. Twenty-two of those were top 10 round picks, including two first-rounders in Jason Hursh and Justin Campbell; in 2022, a program-record seven Cowboys were top-10 round picks.

In 2016, OSU tied a program record with 11 MLB Draft picks. (The 2007 Cowboys also had 11 draftees). The 11 draft picks tied the Cowboys with Mississippi State for the third most of any Division I program in 2016 behind only Texas A&M (13) and Southern California (12).

OSU's nine 2022 draftees were the fourth most in program history and tied for the third most among Division I schools in '22.

The Wizard

In 10 seasons under Rob Walton's direction, OSU's pitching staffs have thrived.

The Cowboys' success under Walton includes 32 All-Big 12 pitchers, four first-team All-Americans, (Brendan McCurry, Michael Freeman, Thomas Hatch and Justin Campbell), two Big 12 Pitcher of the Year winners (Freeman and Hatch) and 31 MLB Draft picks, including two first rounders (Campbell and Jason Hursh).

Walton pitched on four College World Series teams at OSU from 1983-86.

O'BRATE STADIUM

O'BRATE STADIUM QUICK FACTS

Groundbreaking February 6, 2018

Dedication August 14, 2020
(O'Brate family & friends and OSU players & coaches in attendance)

Official Dedication May 20, 2021

First Game February 24, 2021
vs. Little Rock

Capacity 3,500 (permanent)
8,000 (expanded)

Premium Seats 420

Suites 11

Largest Crowd 7,811 vs. Oklahoma
(April 9, 2022)

Dimensions

Left-Field Line 330 ft.

Left-Field Power Alley 375 ft.

Center Field 402 ft.

Right-Field Power Alley 375 ft.

Right-Field Line 320 ft.

All-Time Record at O'Brate 60-21-1 (.738)

Year-by-Year

2021 23-8-1

2022 21-12

2023 16-1

• **First win** - Feb. 24, 2021 - OSU 7, Little Rock 2

• **Longest winning streak** - 14 games
(Feb. 26, 2023-pres.)

• **NCAA Regional host** - 2022

Largest O'Brate Stadium crowds

1. 7,811 vs. Oklahoma	April 9, 2022
2. 7,738 vs. TCU	April 22, 2022
3. 7,061 vs. Oklahoma	March 29, 2022
4. 7,048 vs. Arkansas	June 6, 2022
5. 6,653 vs. Oklahoma	April 10, 2022
6. 6,556 vs. Baylor	March 25, 2023
7. 6,550 vs. Kansas	March 26, 2022
8. 6,530 vs. Oklahoma	April 8, 2022
9. 6,362 vs. New Orleans	May 20, 2021
10. 6,077 vs. Texas Tech	May 14, 2022



If You Build It...

- OSU ranked eighth nationally in average home attendance in 2022; in the 32 home dates at O'Brate Stadium, the Cowboys averaged 5,580 fans.
- OSU's total of 178,566 fans at O'Brate Stadium last season ranked ninth in the NCAA.
- In a dozen Big 12 Conference games at home, OSU averaged 6,211 fans.
- In 15 home dates this season, OSU is averaging 4,810 fans to rank 10th nationally.

Oklahoma State began play in its new baseball complex, O'Brate Stadium, in 2021. Work on the \$75 million project (\$60 million in construction costs), which is located at the corner of Washington Street and McElroy Road, began in February 2018 and was completed during the spring of 2020.

Named after serial entrepreneur Cecil O'Brate, who gave \$35 million toward the project, O'Brate Stadium was officially dedicated on May 20, 2021. Inspired by Boone Pickens Stadium, the new home of the Cowboys has several amenities that cater to fans and players alike. The complex includes 3,500 permanent seats, 11 suites and 420 premium seats in dedicated club and suite areas. Seating can be expanded to 8,000 as needed.

The concourse area encompasses the entire playing field and features restroom and concession stands down the first-base and third-base lines, plus restrooms and spaces for temporary options such as food trucks in the outfield. Other features of the concourse area are tailgating tents, refreshment areas down both the right field and left field lines, a dedicated student section with special loge seating and terrace seating in the outfield that serves families with young children and groups looking for space and the ability to move around freely while watching games.

A 2,000-square foot video board allows for top-of-the-line graphics and video content to further enhance the game day experience, and fans benefit from a large parking lot that accommodates about 600 vehicles beyond center field.

The playing surface is natural grass and features a top-of-the-line drainage system. A second artificial turf infield is used for practice and is one-third of a maximum-efficiency "training triangle" area that also includes an indoor facility and a pitching lab that allows the Cowboys to practice year-round, regardless of weather conditions, without having to utilize the ballpark's main playing surface.

There are several notable cutting-edge technology features for swing training and pitching development built into the complex, including the TrackMan system, which measures pitch velocity, exit speed, launch angle, distance and more. Additionally, pitchers benefit from specialized equipment built for arm care and injury prevention.

Situated along the left-field line, the clubhouse and team room areas provide plush accommodations for the Cowboys, starting with a 7,400-square-foot locker room and player lounge space that has top-of-the-line lockers for each player. In that same area are a nutrition center that includes a sports performance pantry and fueling station and can accommodate the Cowboys' game day nutrition needs, a tiered-seated classroom that seats 50 and a fully modernized grand entrance that leads to the new operations center.

The operations center houses a sports medicine area with state-of-the-art hydrotherapy equipment, a modern weight room and a baseball-specific laundry center and equipment room. Former players have a dedicated space within the operations center that includes lockers they can utilize when returning to campus to continue their professional baseball training while finishing out their academic degree programs.

"Our vision was to build a facility that would allow us to develop players at the highest level, teach leadership concepts and principles, embrace the team concept and provide a first-class experience for our loyal fans and alumni," said head coach Josh Holliday. "When we set out to do this, we wanted to do it with our Stillwater community in mind and capture the same game day passion we see on display each Saturday at Boone Pickens Stadium and throughout the winter at Gallagher-Iba Arena. The end result was exactly what we wanted. We accomplished our goal, and it is beyond anything I could have envisioned."



The home of Cowboy Baseball bears the name of Cecil O'Brate, who gave \$35 million toward the project.

Born in Enid, Okla., O'Brate attended Oklahoma State (then Oklahoma A&M) from 1946-48 and went on to a career as a self-made serial entrepreneur. He is the owner, developer, and operator of multiple businesses in numerous and diverse industries such as agriculture, banking, manufacturing, energy, hospitality, real estate, alternative energy, medicine, and food science.

"OSU has always had a special place in my heart," O'Brate said. "My time at what was then Oklahoma A&M provided a strong foundation for the successes I have achieved over the years. I am honored to give back to the university that gave me my start 70 years ago. When I look at OSU today, I see a university that continues to enrich and inspire students. These students will carry the traditions and heart of OSU out into the world. For that reason, I am proud to give to OSU and the new generations of Cowboys. Go Pokes!"



COWBOYS IN THE RANKINGS

Baseball America (March 27)

1. LSU	21-3
2. Florida	22-4
3. Wake Forest	22-3
4. Vanderbilt	19-5
5. Virginia	22-2
6. Stanford	15-5
7. Arkansas	20-4
8. Louisville	19-4
9. East Carolina	19-5
10. South Carolina	23-2
11. Tennessee	19-6
12. UCLA	16-5
13. Boston College	17-5
14. Campbell	19-3
15. North Carolina	18-6
16. Miami (FL)	15-9
17. Oklahoma State	20-5
18. Kentucky	21-3
19. Texas	18-7
20. Texas Tech	18-7
21. Florida Gulf Coast	21-4
22. Iowa	19-3
23. UC Santa Barbara	17-4
24. UConn	16-5
25. Missouri	17-6

D1Baseball (March 27)

1. LSU	21-3
2. Wake Forest	22-3
3. Florida	22-4
4. Vanderbilt	19-5
5. Virginia	22-2
6. Arkansas	20-4
7. Stanford	15-5
8. East Carolina	19-5
9. South Carolina	23-2
10. Tennessee	19-6
11. Louisville	19-4
12. UCLA	16-5
13. North Carolina	18-6
14. Boston College	17-5
15. Campbell	19-3
16. Florida Gulf Coast	21-4
17. Oklahoma State	20-5
18. Kentucky	21-3
19. Coastal Carolina	14-7
20. UConn	16-5
21. Texas	18-7
22. Texas Tech	18-7
23. Miami (FL)	15-9
24. West Virginia	18-6
25. Iowa	19-3

NCBWA (March 27)

1. LSU	21-3
2. Florida	22-4
3. Wake Forest	22-3
4. Vanderbilt	19-5
5. Virginia	22-2
6. Arkansas	20-4
7. South Carolina	23-2
8. Stanford	15-5
9. East Carolina	19-5
10. Louisville	19-4
11. Tennessee	19-6
12. UCLA	16-5
13. Oklahoma State	20-5
14. North Carolina	18-6
15. Campbell	19-3
16. Kentucky	21-3
17. Boston College	17-5
18. Florida Gulf Coast	21-4
19. Texas Tech	18-7
20. UC Santa Barbara	17-4
21. Iowa	16-3
22. Ole Miss	15-9
23. Miami (FL)	15-9
24. Texas	18-7
25. West Virginia	18-6
26. UConn	16-5
27. TCU	15-9
28. Coastal Carolina	14-7
29. Missouri	17-6
30. Texas A&M	15-9

Collegiate Baseball (March 27)

1. LSU	21-3
2. South Carolina	23-2
3. Virginia	22-2
4. Wake Forest	22-3
5. Florida	22-4
6. Vanderbilt	19-5
7. Arkansas	20-4
8. Louisville	19-4
9. UC Santa Barbara	17-4
10. East Carolina	19-5
11. Stanford	15-5
12. Kentucky	21-3
13. UCLA	16-5
14. Oklahoma State	20-5
15. Texas	18-7
16. Tennessee	19-6
17. Iowa	19-3
18. North Carolina	18-6
19. Campbell	19-3
20. Arizona State	16-8
21. Miami (FL)	15-9
22. Texas Tech	18-7
23. Boston College	17-5
24. UConn	16-5
25. Florida Gulf Coast	21-4
26. Ball State	17-6
27. Old Dominion	20-4
28. San Diego	15-6
29. USC	14-8-1
30. Washington	16-6

USA TODAY Sports (March 27)

1. LSU	21-3
2. Wake Forest	22-3
3. Florida	22-4
4. Vanderbilt	19-5
5. Virginia	22-2
6. Arkansas	20-4
7. Stanford	15-5
8. South Carolina	23-2
9. Tennessee	19-6
10. East Carolina	19-5
11. Louisville	19-4
12. UCLA	16-5
13. Oklahoma State	20-5
14. North Carolina	18-6
15. Campbell	19-3
16. Boston College	17-5
17. Kentucky	21-3
18. Florida Gulf Coast	21-4
19. Texas	18-7
20. UConn	16-5
21. Texas Tech	18-7
22. Iowa	19-3
23. Miami (FL)	15-9
24. UC Santa Barbara	16-4
25. Ole Miss	15-9

Perfect Game (March 27)

1. LSU	21-3
2. Florida	22-4
3. Wake Forest	22-3
4. Vanderbilt	19-5
5. Arkansas	20-4
6. Virginia	22-2
7. Stanford	15-5
8. East Carolina	19-5
9. Tennessee	19-6
10. South Carolina	23-2
11. Louisville	19-4
12. UCLA	16-5
13. Boston College	17-5
14. Campbell	19-3
15. Texas Tech	18-7
16. Oklahoma State	20-5
17. UC Santa Barbara	17-4
18. North Carolina	18-6
19. Florida Gulf Coast	21-4
20. Kentucky	21-3
21. UConn	16-5
22. Miami (FL)	15-9
23. Ole Miss	15-9
24. TCU	15-9
25. UTSA	20-5

Cowboys Week-By-Week In The National Polls

	Baseball America	USA TODAY	NCBWA	Collegiate Baseball	D1Baseball	Perfect Game
Preseason	15	8	11	12	9	18
Feb. 20	21	No Poll	19	16	15	25
Feb. 27	21	13	18	23	12	24
March 6	18	14	15	24	13	23
March 13	17	13	13	18	12	15
March 20	20	15	16	19	20	18
March 27	17	13	13	14	17	16



2023 OVERALL STATISTICS

Record: 20-6 Home: 16-1 Away: 3-3 Neutral: 1-2 Big 12 Conf.: 4-2

Player	avg	gp-gs	ab	r	h	2b	3b	hr	rbi	tb	slg%	bb	hp	so	gdp	ob%	sf	sh	sb-att	po	a	e	fld%
10 Schubart, Nolan	.402	26-24	82	25	33	8	0	8	31	65	.793	21	2	26	1	.528	1	0	0-0	38	1	1	.975
33 Adkison, Chase	.356	22-22	73	17	26	4	0	2	12	36	.493	8	2	14	1	.434	0	4	2-2	220	24	0	1.000
3 Benge, Carson	.354	23-18	82	21	29	8	0	4	21	49	.598	7	1	15	1	.411	0	0	3-3	17	1	2	.900
7 Riggio, Roc	.330	26-26	94	31	31	9	2	8	27	68	.723	24	4	24	1	.484	0	0	4-4	30	69	6	.943
31 Mendham, David	.327	26-26	107	28	35	9	0	8	26	68	.636	10	0	12	5	.378	2	0	1-1	177	15	1	.995
2 Meola, Aidan	.321	21-21	84	11	27	7	1	2	16	42	.500	3	2	25	0	.356	1	0	1-1	6	34	1	.976
13 McLean, Nolan	.298	24-24	84	25	25	5	1	7	24	53	.631	22	0	35	1	.439	1	0	4-6	34	2	1	.973
19 Brown, Marcus	.289	25-25	83	22	24	2	1	4	14	40	.482	8	8	17	2	.396	2	0	2-4	27	49	2	.974

12 Brueggemann, Coli	.405	17-12	42	13	17	7	0	0	16	24	.571	8	0	10	0	.500	0	0	0-0	20	3	0	1.000
17 Wulfert, Tyler	.242	14-8	33	7	8	2	0	3	5	19	.576	3	2	14	0	.342	0	0	1-1	3	2	1	.833
6 Holt, Brennan	.240	15-5	25	6	6	1	0	1	4	10	.400	5	0	8	1	.367	0	0	0-0	10	5	1	.938
5 Crull, Jaxson	.226	21-7	31	11	7	1	0	1	4	11	.355	8	2	11	0	.415	0	0	3-3	18	0	0	1.000
4 Ehrhard, Zach	.190	8-5	21	1	4	2	0	0	0	6	.286	1	0	7	1	.227	0	1	1-1	5	0	0	1.000
18 Sylvester, Beau	.167	10-6	18	2	3	1	0	1	2	7	.389	2	0	7	0	.250	0	0	0-0	3	0	0	1.000
15 Turley, Noah	.111	8-1	9	1	1	0	0	1	1	4	.444	0	0	6	0	.111	0	0	0-0	0	0	0	.000
8 Daugherty, Ian	.000	4-3	7	1	0	0	0	0	1	0	.000	1	0	6	0	.125	0	1	0-0	32	1	0	1.000
26 Smith, Derek	.000	2-1	4	0	0	0	0	0	0	0	.000	0	1	3	0	.200	0	0	0-0	9	2	0	1.000
Totals	.314	26	879	222	276	66	5	50	204	502	.571	131	24	240	14	.414	7	6	22-26	662	228	19	.979
Opponents	.252	26	846	136	213	37	5	27	126	341	.403	94	21	273	9	.338	9	8	10-16	625	192	29	.966

LOB - Team (200), Opp (180). DPs turned - Team (10), Opp (16). IBB - Team (1), McLean 1, Opp (1). Picked off - Riggio 1, Mendham 1, Brown, M. 1.

(All games Sorted by Earned run avg)

Player	era	w-l	app	gs	cg	sho	sv	ip	h	r	er	bb	so	2b	3b	hr	b/avg	wp	hp	bk	sfa	sha
34 Stebens, Isaac	1.88	3-0	10	0	0	0/1	0	28.2	16	8	6	6	34	2	1	0	.160	1	2	0	1	1
23 Watts-Brown, Juaro	2.97	3-1	6	6	0	0/1	0	33.1	23	15	11	14	55	7	0	2	.192	6	4	0	1	1
55 Abram, Ben	5.00	4-0	7	4	0	0/0	0	27.0	28	15	15	10	35	5	1	6	.264	3	1	1	0	0

46 Reid, Dominick	0.00	0-0	2	0	0	0/0	0	2.0	2	0	0	1	1	0	0	0	.286	0	0	0	0	0
36 Hogue, Brant	0.00	0-0	3	0	0	0/0	0	0.2	2	0	0	1	0	0	0	0	.500	0	0	0	0	0
13 McLean, Nolan	1.35	1-1	9	0	0	0/2	6	13.1	10	3	2	6	17	2	0	0	.204	2	0	0	0	1
53 Bogusz, Ryan	2.84	0-0	4	0	0	0/0	0	6.1	10	2	2	2	5	0	0	1	.357	0	0	1	0	0
30 Shatwell, Kade	3.86	0-0	2	0	0	0/0	0	2.1	2	1	1	1	3	0	0	1	.222	0	0	0	0	0
32 Blake, Drew	4.22	1-0	11	0	0	0/1	0	10.2	10	5	5	4	8	2	0	0	.244	0	1	0	2	0
52 Benzor, Michael	4.91	0-0	5	0	0	0/0	0	3.2	7	6	2	2	8	0	0	1	.412	1	0	0	1	0
3 Benge, Carson	5.11	1-1	4	4	0	0/0	0	12.1	11	7	7	7	10	2	0	1	.239	1	1	0	0	1
27 Hendry, Brian	5.59	1-0	5	4	0	0/0	0	19.1	22	15	12	7	24	3	0	3	.293	0	1	0	1	3
25 O'Toole, Evan	6.00	2-0	9	0	0	0/2	0	12.0	16	13	8	4	12	4	0	3	.308	1	1	0	2	0
14 Root, Bayden	7.43	3-1	6	1	0	0/0	0	13.1	13	12	11	8	15	2	2	0	.265	3	3	0	0	0
22 Davis, Gabe	7.84	0-1	9	0	0	0/0	0	10.1	10	9	9	9	18	2	0	4	.250	1	2	0	0	0
39 Keisel, Janzen	7.84	0-0	4	3	0	0/1	0	10.1	10	9	9	7	17	4	0	3	.250	3	2	0	1	0
28 Phillips, Brennan	9.00	1-1	6	4	0	0/0	0	15.0	21	16	15	5	11	2	1	2	.333	2	3	0	0	1
Totals	4.69	20-6	26	26	0	2/2	6	220.2	213	136	115	94	273	37	5	27	.252	24	21	2	9	8
Opponents	8.34	6-20	26	26	0	1/1	1	208.1	276	222	193	131	240	66	5	50	.314	23	24	4	7	6

PB - Team (4), Adkison 3, Daugherty 1, Opp (5). Pickoffs - Team (5), Root 2, Abram 1, Hendry 1, Adkison 1, Opp (3). SBA/ATT - Adkison (10-15), Watts-Brown (0-3), Phillips, B. (2-2), Abram (2-2), Stebens (1-2), Hendry (1-2), Root (1-1), O'Toole (1-1), McLean (1-1), Keisel (1-1), Daugherty (0-1), Benge, C. (0-1).



2023 BIG 12 STATISTICS

Record: 4-2 Home: 3-0 Away: 1-2 Big 12 Conf.: 4-2

Player	avg	gp-gs	ab	r	h	2b	3b	hr	rbi	tb	slg%	bb	hp	so	gdp	ob%	sf	sh	sb-att	po	a	e	fld%
3 Benge, Carson	.440	6-4	25	7	11	3	0	2	10	20	.800	0	0	5	1	.440	0	0	2-2	5	1	1	.857
19 Brown, Marcus	.400	6-6	20	6	8	0	1	1	5	13	.650	4	2	4	0	.538	0	0	0-0	2	9	1	.917
10 Schubart, Nolan	.389	6-6	18	6	7	3	0	2	6	16	.889	9	0	7	1	.593	0	0	0-0	13	0	1	.929
33 Adkison, Chase	.350	6-6	20	5	7	2	0	0	1	9	.450	2	2	2	0	.458	0	2	0-0	64	4	0	1.000
31 Mendham, David	.296	6-6	27	5	8	1	0	2	9	15	.556	3	0	1	2	.367	0	0	1-1	33	2	1	.972
13 McLean, Nolan	.286	5-5	21	5	6	1	0	2	3	13	.619	3	0	10	0	.375	0	0	0-1	5	1	1	.857
7 Riggio, Roc	.261	6-6	23	8	6	1	1	2	9	15	.652	7	0	6	0	.433	0	0	0-0	11	18	2	.935
2 Meola, Aidan	.235	4-4	17	4	4	2	1	0	0	8	.471	0	0	4	0	.235	0	0	0-0	3	5	1	.889

17 Wulfert, Tyler	.357	5-3	14	3	5	1	0	2	3	12	.857	2	1	4	0	.471	0	0	1-1	2	1	0	1.000
6 Holt, Brennan	.300	4-2	10	3	3	0	0	1	4	6	.600	3	0	3	0	.462	0	0	0-0	4	0	0	1.000
5 Crull, Jaxson	.286	4-2	7	3	2	0	0	0	1	2	.286	4	0	2	0	.545	0	0	1-1	7	0	0	1.000
12 Brueggemann, Coli	.250	4-2	8	1	2	1	0	0	3	3	.375	0	0	2	0	.250	0	0	0-0	3	0	0	1.000
18 Sylvester, Beau	.000	3-2	3	0	0	0	0	0	0	0	.000	1	0	1	0	.250	0	0	0-0	1	0	0	1.000
15 Turley, Noah	.000	1-0	1	0	0	0	0	0	0	0	.000	0	0	0	0	.000	0	0	0-0	0	0	0	.000
4 Ehrhard, Zach	.000	1-0	0	0	0	0	0	0	0	0	.000	0	0	0	0	.000	0	0	0-0	0	0	0	.000
Totals	.322	6	214	56	69	15	3	14	54	132	.617	38	5	51	4	.436	0	2	5-6	155	43	10	.952
Opponents	.301	6	216	43	65	8	0	10	41	103	.477	26	7	67	3	.389	3	2	2-3	152	52	2	.990

LOB - Team (51), Opp (56). DPs turned - Team (3), Opp (4). IBB - Team (0), Opp (1). Picked off - Mendham 1.

(Big 12 Conf. games only Sorted by Earned run avg)

Player	era	w-l	app	gs	cg	sho	sv	ip	h	r	er	bb	so	2b	3b	hr	b/avg	wp	hp	bk	sfa	sha
13 McLean, Nolan	1.42	1-1	2	0	0	0/0	0	6.1	6	1	1	4	10	1	0	0	.261	1	0	0	0	1
55 Abram, Ben	3.65	2-0	2	2	0	0/0	0	12.1	14	5	5	5	16	2	0	4	.280	0	0	1	0	0
23 Watts-Brown, Juaro	5.06	1-1	2	2	0	0/0	0	10.2	10	10	6	7	20	3	0	2	.244	2	2	0	1	0
27 Hendry, Brian	7.56	0-0	2	2	0	0/0	0	8.1	12	10	7	4	7	2	0	1	.324	0	1	0	1	1

53 Bogusz, Ryan	0.00	0-0	1	0	0	0/0	0	1.1	4	0	0	1	0	0	0	0	.500	0	0	0	0	0
32 Blake, Drew	3.00	0-0	4	0	0	0/0	0	3.0	4	1	1	0	1	0	0	0	.308	0	1	0	0	0
34 Stebens, Isaac	5.79	0-0	2	0	0	0/0	0	4.2	3	5	3	2	7	0	0	0	.176	0	1	0	1	0
22 Davis, Gabe	6.00	0-0	2	0	0	0/0	0	3.0	2	2	2	1	3	0	0	2	.200	0	1	0	0	0
25 O'Toole, Evan	18.00	0-0	2	0	0	0/0	0	2.0	6	4	4	1	3	0	0	1	.462	0	1	0	0	0
52 Benzor, Michael	99.00	0-0	2	0	0	0/0	0	0.0	4	5	1	1	0	0	0	0	1.000	0	0	0	0	0
Totals	5.23	4-2	6	6	0	0/0	0	51.2	65	43	30	26	67	8	0	10	.301	3	7	1	3	2
Opponents	9.59	2-4	6	6	0	0/0	0	50.2	69	56	54	38	51	15	3	14	.322	6	5	0	0	2

PB - Team (3), Adkison 3, Opp (2). Pickoffs - Team (0), Opp (1). SBA/ATT - Adkison (2-3), Abram (1-1), Watts-Brown (0-1), McLean (1-1).



2023 SUMMARY

Score by innings	1	2	3	4	5	6	7	8	9	EX	Total
Oklahoma State	23	25	32	39	28	21	36	16	0	2	222
Opponents	12	20	27	10	24	7	17	13	3	3	136

Record when ...

Overall	20-6	After 6 leading	16-2
Conference	4-2 trailing	1-4
Non-Conference	16-4 tied	3-0
Home games	16-1	After 7 leading	13-2
Away games	3-3 trailing	0-2
Neutral site	1-2 tied	2-0
Day games	14-4	After 8 leading	14-0
Night games	6-2 trailing	0-2
vs Left starter	4-3 tied	1-2
vs Right starter	16-3		
1-Run games	2-1	Hit 0 home runs	3-4
2-Run games	4-2	... 1 home run	4-1
5+Run games	12-3	... 2+ home runs	13-1
Extra innings	1-2		
Shutouts	2-1	Opponent 0 home runs	9-2
	 1 home run	8-1
Scoring 0-2 runs	3-3 2+ HRs	3-3
..... 3-5 runs	1-0		
..... 6-9 runs	5-3	Made 0 errors	11-3
..... 10+ runs	11-0	... 1 error	7-1
		... 2+ errors	2-2
Opponent 0-2 runs	8-0		
..... 3-5 runs	9-0	Opp. made 0 errors	7-3
..... 6-9 runs	2-2 1 error	7-1
..... 10+ runs	1-4 2+ errors	6-2
Scored in 1st inning	9-4		
Opp. scored in 1st	4-2	Out-hit opponent	16-0
Scores first	14-4	Out-hit by opponent	3-6
Opp. scores first	6-2	Hits are tied	1-0

Record when team scores:

Runs	0	1	2	3	4	5	6	7	8	9	10+
W-L	0-1	1-2	2-0	0-0	0-0	1-0	0-0	1-1	1-1	3-1	11-0

Record when opponent scores:

Runs	0	1	2	3	4	5	6	7	8	9	10+
W-L	2-0	4-0	2-0	2-0	7-0	0-0	0-0	0-0	1-2	1-0	1-4

Record when leading after:

Inn.	1	2	3	4	5	6	7	8
W-L	7-3	10-3	13-2	15-2	17-2	16-2	13-2	14-0

Record when trailing after:

Inn.	1	2	3	4	5	6	7	8
W-L	3-2	4-3	3-4	2-4	1-4	1-4	0-2	0-2

Record when tied after:

Inn.	1	2	3	4	5	6	7	8
W-L	10-1	6-0	4-0	3-0	2-0	3-0	2-0	1-2

Current losing streak: 1
 Longest winning streak: 12
 Longest losing streak: 2

Home attendance : 72164 (15 dates avg = 4810)
 Away attendance : 67838 (9 dates avg = 7537)
 Total attendance: 140002 (24 dates avg = 5833)

2023 MISCELLANEOUS

Multiple Hit Games	2	3	4	5+	Total
2 Meola, Aidan	8	1	-	-	9
3 Bengé, Carson	5	4	-	-	9
13 McLean, Nolan	7	2	-	-	9
31 Mendham, David	6	2	1	-	9
7 Riggio, Roc	5	3	1	-	9
10 Schubart, Nolan	5	2	1	-	8
19 Brown, Marcus	7	1	-	-	8
12 Brueggemann, Coli	5	1	-	-	6
33 Adkison, Chase	1	2	2	-	5
5 Crull, Jaxson	2	-	-	-	2
17 Wulfert, Tyler	2	-	-	-	2
18 Sylvester, Beau	1	-	-	-	1
6 Holt, Brennan	1	-	-	-	1
TEAM	55	18	5	0	78

Multiple RBI Games	2	3	4	5+	Total
10 Schubart, Nolan	3	4	-	1	8
13 McLean, Nolan	2	6	-	-	8
31 Mendham, David	5	3	-	-	8
7 Riggio, Roc	4	2	1	1	8
2 Meola, Aidan	2	3	-	-	5
12 Brueggemann, Coli	2	2	1	-	5
3 Bengé, Carson	-	2	1	1	4
19 Brown, Marcus	3	1	-	-	4
17 Wulfert, Tyler	2	-	-	-	2
33 Adkison, Chase	-	-	-	1	1
6 Holt, Brennan	-	-	1	-	1
TEAM	23	23	4	4	54

Hitting Streaks	Longest	Current
31 Mendham, David	10	-
10 Schubart, Nolan	10	4
33 Adkison, Chase	8	2
2 Meola, Aidan	8	1
3 Bengé, Carson	7	-
19 Brown, Marcus	6	-
13 McLean, Nolan	4	-
7 Riggio, Roc	4	-
5 Crull, Jaxson	3	-
4 Ehrhard, Zach	3	1
12 Brueggemann, Coli	3	-
17 Wulfert, Tyler	2	-
6 Holt, Brennan	2	-
15 Turley, Noah	1	-
18 Sylvester, Beau	1	-

Reached Base Streaks	Longest	Current
10 Schubart, Nolan	16	16
7 Riggio, Roc	15	5
2 Meola, Aidan	13	1
31 Mendham, David	13	13
33 Adkison, Chase	11	7
13 McLean, Nolan	8	-
3 Bengé, Carson	7	-
12 Brueggemann, Coli	7	-
19 Brown, Marcus	6	-
17 Wulfert, Tyler	5	-
5 Crull, Jaxson	5	5
6 Holt, Brennan	4	-
4 Ehrhard, Zach	3	1
26 Smith, Derek	1	-
18 Sylvester, Beau	1	-
8 Daugherty, Ian	1	-
15 Turley, Noah	1	-



2023 STARTING LINEUPS

OSU RECORD BY STARTERS

Starting Lineup By Position (Team W-L record when starter)

PITCHER:

23 Watts-Brown, Juar	6	(5-1)
3 Bengé, Carson	4	(3-1)
55 Abram, Ben	4	(4-0)
27 Hendry, Brian	4	(2-2)
28 Phillips, Brennan	4	(3-1)
39 Keisel, Janzen	3	(3-0)
14 Root, Bayden	1	(0-1)

CATCHER:

33 Adkison, Chase	22	(17-5)
8 Daugherty, Ian	3	(2-1)
26 Smith, Derek	1	(1-0)

FIRST BASE:

31 Mendham, David	23	(18-5)
12 Brueggemann, Col	3	(2-1)

SECOND BASE:

7 Riggio, Roc	26	(20-6)
---------------	----	--------

THIRD BASE:

2 Meola, Aidan	21	(16-5)
31 Mendham, David	3	(2-1)
17 Wulfert, Tyler	2	(2-0)

SHORTSTOP:

19 Brown, Marcus	25	(19-6)
6 Holt, Brennan	1	(1-0)

LEFT FIELD:

10 Schubart, Nolan	24	(20-4)
18 Sylvester, Beau	2	(0-2)

CENTER FIELD:

13 McLean, Nolan	11	(9-2)
5 Crull, Jaxson	7	(6-1)
4 Ehrhard, Zach	5	(3-2)
6 Holt, Brennan	3	(2-1)

RIGHT FIELD:

13 McLean, Nolan	11	(8-3)
3 Bengé, Carson	10	(8-2)
18 Sylvester, Beau	3	(2-1)
6 Holt, Brennan	1	(1-0)
17 Wulfert, Tyler	1	(1-0)

DESIGNATED HITTER:

12 Brueggemann, Col	9	(7-2)
3 Bengé, Carson	8	(7-1)
17 Wulfert, Tyler	5	(2-3)
13 McLean, Nolan	2	(2-0)
18 Sylvester, Beau	1	(1-0)
15 Turley, Noah	1	(1-0)

BY POSITION

Opponent	P	C	1B	2B	3B	SS	LF	CF	RF	DH
Missouri	Watts-Brown	Daugherty	Mendham	Riggio	Wulfert	Brown	Schubart	Ehrhard	McLean	Benge
Vanderbilt	Phillips	Adkison	Mendham	Riggio	Meola	Brown	Sylvester	Ehrhard	McLean	Wulfert
Arkansas	Root	Daugherty	Mendham	Riggio	Meola	Brown	Sylvester	Ehrhard	McLean	Wulfert
Cal Baptist	Keisel	Adkison	Mendham	Riggio	Meola	Brown	Schubart	Ehrhard	McLean	Benge
LMU	Watts-Brown	Daugherty	Mendham	Riggio	Meola	Brown	Schubart	Ehrhard	McLean	Wulfert
LMU	Hendry	Adkison	Mendham	Riggio	Meola	Brown	Schubart	McLean	Benge	Brueggemann
LMU	Phillips	Adkison	Mendham	Riggio	Meola	Brown	Schubart	McLean	Benge	Brueggemann
Missouri St.	Keisel	Adkison	Mendham	Riggio	Meola	Brown	Schubart	McLean	Benge	Brueggemann
Austin Peay	Watts-Brown	Adkison	Mendham	Riggio	Meola	Brown	Schubart	McLean	Wulfert	Sylvester
Austin Peay	Benge	Adkison	Mendham	Riggio	Meola	Brown	Schubart	Crull	McLean	Brueggemann
Austin Peay	Phillips	Adkison	Mendham	Riggio	Meola	Brown	Schubart	McLean	Benge	Brueggemann
Arizona State	Keisel	Adkison	Mendham	Riggio	Meola	Brown	Schubart	McLean	Benge	Brueggemann
Arizona State	Abram	Adkison	Mendham	Riggio	Meola	Brown	Schubart	McLean	Holt	Benge
Utah Tech	Watts-Brown	Adkison	Mendham	Riggio	Meola	Brown	Schubart	McLean	Benge	Brueggemann
Utah Tech	Benge	Smith	Mendham	Riggio	Meola	Brown	Schubart	Crull	McLean	Benge
Utah Tech	Hendry	Adkison	Brueggemann	Riggio	Mendham	Brown	Schubart	Crull	McLean	Benge
Utah Tech	Phillips	Adkison	Mendham	Riggio	Meola	Holt	Schubart	McLean	Sylvester	Turley
DBU	Abram	Adkison	Mendham	Riggio	Meola	Brown	Schubart	Crull	Benge	Brueggemann
Texas Tech	Hendry	Adkison	Mendham	Riggio	Meola	Brown	Schubart	Crull	Benge	Brueggemann
Texas Tech	Abram	Adkison	Mendham	Riggio	Meola	Brown	Schubart	McLean	Sylvester	Wulfert
Texas Tech	Watts-Brown	Adkison	Mendham	Riggio	Meola	Brown	Schubart	McLean	Sylvester	Wulfert
Wichita St.	Benge	Adkison	Mendham	Riggio	Meola	Brown	Schubart	Crull	McLean	Benge
Baylor	Hendry	Adkison	Mendham	Riggio	Meola	Brown	Schubart	Crull	McLean	Benge
Baylor	Abram	Adkison	Mendham	Riggio	Wulfert	Brown	Schubart	Holt	Benge	McLean
Baylor	Watts-Brown	Adkison	Brueggemann	Riggio	Mendham	Brown	Schubart	Holt	Benge	McLean
Dallas Baptist	Benge	Adkison	Brueggemann	Riggio	Mendham	Brown	Schubart	Holt	McLean	Benge

* Pinch-hitter in OSU DH spot's first at-bat of game with pitcher listed in starting lineup



2023 STARTING LINEUPS/HOLLIDAY vs. THE NATION

HOLLIDAY RECORD VS. OPPONENTS

Team	Record
Abilene Christian	4-0
Alcorn State	6-0
Arizona	1-3
Arizona State	11-5
Arkansas	3-5
Arkansas-Pine Bluff	2-0
Auburn	0-1
Austin Peay	3-0
Baylor	19-11
Binghamton	1-0
Bowling Green	1-0
BYU	5-1
Cal Baptist	1-0
Cal State Fullerton	2-0
Central Arkansas	2-3
Clemson	2-0
Creighton	1-0
Dallas Baptist	8-4
East Tennessee State	0-0
Eastern Michigan	1-2
Gonzaga	1-3
Grand Canyon	8-4-1
Harvard	1-0
Illinois	1-3
Illinois State	3-0
Indiana State	2-1
Incarnate Word	3-0
Iona	4-0
Iowa	2-4
Kansas	18-10
Kansas State	24-4
Lamar	1-2
Little Rock	6-1
Louisville	0-1
Loyola Marymount	4-2
Manhattan	1-0
Marist	2-0
Miami (Fla.)	1-1
Michigan	5-2
Missouri	1-0
Missouri State	15-3
NJIT	3-0
Nebraska	5-0
New Mexico	4-1
New Orleans	2-0
North Carolina	0-3
Northwestern State	3-0
Oakland	3-1
Oklahoma	29-11
Oral Roberts	5-11
Oregon State	3-1
Pacific	1-0
Prarie View A&M	2-0
Rutgers	1-0
Saint Louis	2-1
Sam Houston	0-1
San Diego	1-2
Seton Hall	4-1-1
South Carolina	2-0
South Florida	2-0
South Dakota State	2-1
Southeast Missouri State	3-0
Southeastern Louisiana	2-1
Southeastern Oklahoma State	1-0
Stephen F. Austin	2-1
St. John's	1-1
Stetson	0-2
TCU	16-19
Texas	24-13
Texas A&M	1-0
Texas State	4-2
Texas Tech	12-23
UCLA	0-2
UConn	1-1
UC Davis	2-1
UC Irvine	0-2
UC Santa Barbara	1-2
ULM	0-1
UNCW	3-0
USC	1-0
UT Arlington	2-1
UT Rio Grande Valley (UTPA)	7-2
Utah	1-0
Utah Tech	4-0
Vanderbilt	3-4
Washington	1-0
Washington State	1-0
West Virginia	19-13
Western Illinois	2-0
Wichita State	14-3
Wright State	4-1

Bold indicates 2023 opponent

BY BATTING ORDER

Opponent	1	2	3	4	5	6	7	8	9
Missouri	Ehrhard	Riggio	Benge	McLean	Mendham	Wulfert	Brown	Schubart	Daugherty
Vanderbilt	Ehrhard	Riggio	McLean	Wulfert	Mendham	Meola	Brown	Sylvester	Adkison
Arkansas	Ehrhard	Riggio	McLean	Mendham	Wulfert	Meola	Brown	Sylvester	Daugherty
Cal Baptist	Ehrhard	Riggio	McLean	Mendham	Benge	Meola	Schubart	Brown	Adkison
LMU	Riggio	Ehrhard	McLean	Mendham	Wulfert	Schubart	Meola	Brown	Daugherty
LMU	Riggio	Benge	McLean	Mendham	Schubart	Meola	Brown	Brueggemann	Adkison
LMU	Riggio	Benge	McLean	Mendham	Schubart	Meola	Brown	Brueggemann	Adkison
Missouri St.	Riggio	Benge	McLean	Mendham	Schubart	Brueggemann	Meola	Brown	Adkison
Austin Peay	Riggio	Wulfert	Mendham	McLean	Schubart	Meola	Brown	Sylvester	Adkison
Austin Peay	Crull	Riggio	Mendham	McLean	Schubart	Meola	Brueggemann	Brown	Adkison
Austin Peay	Benge	Riggio	Mendham	McLean	Schubart	Brueggemann	Meola	Brown	Adkison
Arizona State	Benge	Riggio	Mendham	McLean	Schubart	Brueggemann	Brown	Meola	Adkison
Arizona State	Holt	Riggio	Mendham	McLean	Schubart	Benge	Brown	Meola	Adkison
Utah Tech	Benge	Riggio	Mendham	McLean	Schubart	Brueggemann	Meola	Brown	Adkison
Utah Tech	Crull	Riggio	Mendham	McLean	Schubart	Benge	Meola	Brown	Smith
Utah Tech	Crull	Riggio	Mendham	McLean	Schubart	Benge	Brueggemann	Brown	Adkison
Utah Tech	Riggio	Meola	Mendham	McLean	Schubart	Sylvester	Turley	Holt	Adkison
DBU	Crull	Riggio	Mendham	Schubart	Benge	Brueggemann	Meola	Brown	Adkison
Texas Tech	Crull	Riggio	Mendham	Schubart	Benge	Brueggemann	Meola	Brown	Adkison
Texas Tech	Riggio	Meola	Mendham	McLean	Schubart	Wulfert	Sylvester	Brown	Adkison
Texas Tech	Riggio	Meola	Mendham	McLean	Schubart	Wulfert	Sylvester	Brown	Adkison
Wichita St.	Crull	Riggio	Mendham	McLean	Schubart	Benge	Meola	Brown	Adkison
Baylor	Crull	Riggio	Mendham	McLean	Schubart	Benge	Meola	Brown	Adkison
Baylor	Holt	Riggio	Mendham	McLean	Schubart	Benge	Wulfert	Brown	Adkison
Baylor	Holt	Riggio	Mendham	McLean	Schubart	Benge	Brueggemann	Brown	Adkison
Dallas Baptis	Holt	Riggio	Mendham	McLean	Schubart	Benge	Brueggemann	Brown	Adkison

* Pinch-hitter in OSU DH spot's first at-bat of game with pitcher listed in starting lineup



PLAYER OSU CAREER/SEASON HIGHS

#55 Ben Abram, RHP*Season/OSU Career Highs*

IP	6.1	vs. Baylor	March 25
H	8	vs. Baylor	March 25
R	4	last time vs. Baylor	March 25
ER	4	last time vs. Baylor	March 25
BB	3	vs. Texas Tech	March 18
SO	10	vs. Baylor	March 25

#33 Chase Adkison, C*Season Highs*

H	4	vs. Dallas Baptist	March 14
R	3	vs. Dallas Baptist	March 14
RBI	6	vs. Dallas Baptist	March 14
BB	2	last time vs. Baylor	March 25
SO	2	last time vs. Dallas Baptist	March 28
SB	1	last time vs. Austin Peay	March 4

OSU Career Highs

H	4	last time vs. Dallas Baptist	March 14
R	3	last time vs. Dallas Baptist	March 14
RBI	6	vs. Dallas Baptist	March 14
BB	2	last time vs. Baylor	March 25
SO	3	vs. Gonzaga	3/7/22
SB	1	last time vs. Austin Peay	March 4

#3 Carson Benge, OF/RHP*Season/Career Highs (Hitting)*

H	3	last time vs. Baylor	March 24
R	3	vs. Austin Peay	March 5
RBI	5	vs. Baylor	March 25
BB	2	vs. Missouri State	Feb. 28
SO	2	last time vs. Baylor	March 24
SB	2	vs. Texas Tech	March 17

Season/Career Highs

IP	5.0	vs. Wichita State	March 22
H	3	last time vs. Dallas Baptist	March 28
R	5	vs. Dallas Baptist	March 28
ER	5	vs. Dallas Baptist	March 28
BB	3	vs. Dallas Baptist	March 28
SO	5	vs. Wichita State	March 22

#52 Michael Benzor, LHP*Season/Career Highs*

IP	1.2	vs. Utah Tech	March 11
H	4	vs. Texas Tech	March 19
R	4	vs. Texas Tech	March 19
ER	1	last time vs. Texas Tech	March 17
BB	1	last time vs. Texas Tech	March 17
SO	5	vs. Utah Tech	March 11

#32 Drew Blake, LHP*Season/OSU Career Highs*

IP	2.2	vs. Missouri State	Feb. 28
H	3	vs. Arkansas	Feb. 19
R	3	vs. Arkansas	Feb. 19
ER	3	vs. Arkansas	Feb. 19
BB	2	last time vs. Arkansas	Feb. 19
SO	4	vs. Missouri State	Feb. 28

#53 Ryan Bogusz, RHP*Season Highs*

IP	3.0	vs. Dallas Baptist	March 28
H	4	last time vs. Dallas Baptist	March 28
R	2	vs. Dallas Baptist	March 28
ER	2	vs. Dallas Baptist	March 28
BB	1	last time vs. Dallas Baptist	March 28
SO	3	vs. Dallas Baptist	March 28

Career Highs

IP	8.0	vs. Texas	5/28/22
H	5	vs. Texas	5/28/22
R	6	vs. Missouri State	6/5/22
ER	6	vs. Missouri State	6/5/22
BB	3	vs. Texas	5/28/22
SO	5	last time vs. Arkansas	6/6/22

#19 Marcus Brown, INF*Season Highs*

H	3	vs. Baylor	March 24
R	3	vs. Austin Peay	March 3
RBI	3	vs. Baylor	March 25
BB	1	last time vs. Baylor	March 25
SO	2	last time vs. Dallas Baptist	March 28
SB	1	last time vs. Utah Tech	March 10

Career Highs

H	5	last time vs. Missouri State	6/5/22
R	5	vs. Missouri State	6/5/22
RBI	3	last time vs. Baylor	March 25
BB	3	vs. West Virginia	4/17/22
SO	3	vs. Gonzaga	3/4/22
SB	1	last time vs. Utah Tech	March 10

#12 Colin Brueggemann, 1B/DH*Season/Career Highs*

H	3	vs. Dallas Baptist	March 14
R	3	vs. Dallas Baptist	March 14
RBI	4	vs. Utah Tech	March 10
BB	2	last time vs. Utah Tech	March 11
SO	3	vs. Dallas Baptist	March 28
SB	n/a		

#5 Jaxson Crull, OF*Season Highs*

H	2	last time vs. Utah Tech	March 11
R	2	last time vs. Wichita State	March 22
RBI	1	last time vs. Texas Tech	March 17
BB	3	vs. Texas Tech	March 17
SO	2	last time vs. Baylor	March 24
SB	1	last time vs. Texas Tech	March 17

Career Highs

H	2	last time vs. Utah Tech	March 11
R	2	last time vs. Wichita State	March 22
RBI	2	last time vs. Missouri State	6/5/22
BB	3	vs. Texas Tech	March 17
SO	3	vs. Texas Tech	3/19/21
SB	2	vs. Gonzaga	3/4/22

#8 Ian Daugherty, C*Season Highs*

H	n/a		
R	1	vs. Missouri	Feb. 17
RBI	1	vs. Missouri	Feb. 17
BB	1	vs. Missouri	Feb. 17
SO	2	last time vs. LMU	Feb. 25
SB	n/a		

Career Highs

H	3	vs. Wichita State	4/26/22
R	3	vs. Missouri State	6/5/22
RBI	3	vs. Wichita State	4/26/22
BB	3	vs. Missouri State	6/5/22
SO	3	vs. Missouri State	6/5/22
SB	1	vs. SE Missouri State	5/7/22

#22 Gabe Davis, RHP*Season/OSU Career Highs*

IP	2.2	vs. LMU	Feb. 25
H	3	vs. LMU	Feb. 25
R	5	vs. Arkansas	Feb. 19
ER	5	vs. Arkansas	Feb. 19
BB	4	vs. Arkansas	Feb. 19
SO	6	vs. LMU	Feb. 25

#4 Zach Ehrhard, OF*Season Highs*

H	1	last time vs. Dallas Baptist	March 28
R	1	vs. Vanderbilt	Feb. 18
RBI	n/a		
BB	1	vs. Missouri	Feb. 17
SO	3	vs. Vanderbilt	Feb. 18
SB	1	vs. Missouri	Feb. 17

Career Highs

H	3	last time vs. Baylor	5/26/22
R	3	last time vs. Baylor	5/26/22
RBI	2	last time vs. Missouri State	6/5/22
BB	5	vs. Missouri State	6/5/22
SO	3	last time vs. Vanderbilt	Feb. 18
SB	2	last time vs. Wichita State	4/5/22

#27 Brian Hendry, RHP*Season/OSU Career Highs*

IP	6.0	vs. Utah Tech	March 11
H	7	vs. Baylor	March 24
R	7	vs. Baylor	March 24
ER	7	vs. Baylor	March 24
BB	3	vs. Texas Tech	March 17
SO	13	vs. Utah Tech	March 11

#36 Brant Hogue, LHP*Season/Career Highs*

IP	0.2	vs. Missouri	Feb. 17
H	2	vs. LMU	Feb. 25
R	n/a		
ER	n/a		
BB	1	vs. Arizona State	March 8
SO	n/a		

#6 Brennan Holt, INF*Season Highs*

H	2	vs. Baylor	March 26
R	2	vs. Baylor	March 25
RBI	4	vs. Baylor	March 26
BB	2	vs. Baylor	March 25
SO	2	last time vs. Dallas Baptist	March 28
SB	n/a		

#39 Janzen Keisel, RHP*Season/OSU Career Highs*

IP	5.1	vs. California Baptist	Feb. 21
H	6	vs. Missouri State	Feb. 28
R	5	vs. Missouri State	Feb. 28
ER	5	vs. Missouri State	Feb. 28
BB	4	vs. Arizona State	March 8
SO	11	vs. California Baptist	Feb. 21



PLAYER OSU CAREER/SEASON HIGHS

#45 Landry Kyle, RHP*Career Highs*

IP	1.0	last time vs. Seton Hall	3/18/22
H	n/a		
R	n/a		
ER	n/a		
BB	1	last time vs. Oklahoma	4/9/22
SO	2	last time vs. Seton Hall	3/18/22

#13 Nolan McLean, INF/OF/RHP*Season Highs (Hitting)*

H	3	last time vs. Baylor	March 26
R	4	vs. Austin Peay	March 3
RBI	3	last time vs. Wichita State	March 22
BB	3	last time vs. Missouri State	Feb. 28
SO	4	vs. Baylor	March 24
SB	2	vs. Missouri State	Feb. 28

Career Highs (Hitting)

H	4	vs. TCU	4/22/22
R	4	vs. Missouri State	6/5/22
RBI	4	last time vs. TCU	4/22/22
BB	3	last time vs. Missouri State	Feb. 28
SO	4	last time vs. Baylor	March 25
SB	2	vs. Missouri State	Feb. 28

Season Highs (Pitching)

IP	4.0	vs. Baylor	March 24
H	4	vs. Texas Tech	March 17
R	1	last time vs. Texas Tech	March 17
ER	1	last time vs. Texas Tech	March 17
BB	2	last time vs. Baylor	March 24
SO	7	vs. Baylor	March 24

Career Highs (Pitching)

IP	4.0	vs. Baylor	March 24
H	4	vs. Texas Tech	March 17
R	4	last time vs. Arkansas	6/4/22
ER	4	last time vs. Arkansas	6/4/22
BB	3	last time vs. Arkansas	6/4/22
SO	7	vs. Baylor	March 24

#31 David Mendham, INF*Season Highs*

H	4	vs. Austin Peay	March 3
R	4	vs. Austin Peay	March 3
RBI	3	last time vs. Baylor	March 26
BB	2	last time vs. Baylor	March 25
SO	2	vs. Missouri	Feb. 17
SB	1	vs. Baylor	March 26

OSU Career Highs

H	4	vs. Austin Peay	March 3
R	4	vs. Austin Peay	March 3
RBI	4	vs. Seton Hall	3/18/22
BB	3	last time vs. SE Missouri State	5/7/22
SO	3	last time vs. Texas Tech	5/15/22
SB	1	vs. Baylor	March 26

#2 Aidan Meola, INF*Season/Career Highs*

H	3	vs. Arizona State	March 8
R	2	last time vs. Texas Tech	March 17
RBI	3	last time vs. Utah Tech	March 12
BB	1	last time vs. Dallas Baptist	March 14
SO	3	vs. Utah Tech	March 11
SB	1	vs. Arizona State	March 7

#25 Evan O'Toole, RHP*Season/Career Highs*

IP	2.0	last time vs. Wichita State	March 22
H	5	vs. Baylor	March 25
R	5	vs. Arkansas	Feb. 19
ER	4	vs. Baylor	March 25
BB	2	vs. Utah Tech	March 11
SO	3	last time vs. Wichita State	March 22

#28 Brennan Phillips, LHP*Season/Career Highs*

IP	6.0	vs. LMU	Feb. 26
H	7	vs. Austin Peay	March 5
R	7	vs. Vanderbilt	Feb. 18
ER	7	vs. Vanderbilt	Feb. 18
BB	2	vs. Vanderbilt	Feb. 18
SO	5	vs. LMU	Feb. 26

#7 Roc Riggio, INF*Season Highs*

H	4	vs. Utah Tech	March 11
R	3	last time vs. Wichita State	March 22
RBI	5	vs. Wichita State	March 22
BB	3	last time vs. Arizona State	March 7
SO	3	vs. Baylor	March 24
SB	1	last time vs. Utah Tech	March 11

Career Highs

H	5	vs. Missouri State	6/5/22
R	3	last time vs. Utah Tech	March 12
RBI	7	vs. Missouri State	6/5/22
BB	3	last time vs. Arizona State	March 7
SO	4	last time vs. Texas	5/1/22
SB	1	last time vs. Utah Tech	March 11

#14 Bayden Root, RHP*Season Highs*

IP	5.2	vs. Austin Peay	March 5
H	4	vs. Arkansas	Feb. 19
R	5	vs. Arkansas	Feb. 19
ER	5	vs. Arkansas	Feb. 19
BB	4	vs. Utah Tech	March 11
SO	6	vs. Austin Peay	March 5

OSU Career Highs

IP	5.2	vs. Austin Peay	March 5
H	5	vs. Oral Roberts	4/19/22
R	6	vs. Oral Roberts	4/19/22
ER	6	vs. Oral Roberts	4/19/22
BB	4	vs. Utah Tech	March 11
SO	6	vs. Austin Peay	March 5

#10 Nolan Schubart, 1B/OF*Season/Career Highs*

H	4	vs. Austin Peay	March 3
R	4	vs. Dallas Baptist	March 14
RBI	6	vs. Missouri State	Feb. 28
BB	3	vs. Baylor	March 24
SO	2	last time vs. Wichita State	March 22
SB	n/a		

#30 Kade Shatwell, RHP*Season/Career Highs*

IP	1.1	vs. Arkansas	Feb. 19
H	1	vs. Arkansas	Feb. 19
R	n/a		
ER	n/a		
BB	1	vs. Arkansas	Feb. 19
SO	2	vs. Arkansas	Feb. 19

#26 Derek Smith, C*Season/Career Highs*

H	n/a		
R	n/a		
RBI	n/a		
BB	n/a		
SO	3	vs. Utah Tech	March 11
SB	n/a		

#34 Isaac Stebens, RHP*Season/Career Highs*

IP	6.0	vs. Utah Tech	March 12
H	4	vs. LMU	Feb. 25
R	3	last time vs. Texas Tech	March 17
ER	3	last time vs. Texas Tech	March 17
BB	2	last time vs. Texas Tech	March 17
SO	6	vs. Utah Tech	March 12

#18 Beau Sylvester, C/OF*Season/Career Highs*

H	2	vs. Vanderbilt	Feb. 18
R	2	vs. Vanderbilt	Feb. 18
RBI	1	last time vs. Austin Peay	March 3
BB	1	last time vs. Texas Tech	March 18
SO	2	vs. Vanderbilt	Feb. 18
SB	n/a		

#15 Noah Turley, 1B/OF*Season/Career Highs*

H	1	vs. Utah Tech	March 12
R	1	vs. Utah Tech	March 12
RBI	1	vs. Utah Tech	March 12
BB	n/a		
SO	1	last time vs. Dallas Baptist	March 28
SB	n/a		

#24 Ryan Ure, LHP*Career Highs*

IP	2.0	last time vs. Seton Hall	3/20/22
H	2	last time vs. Arkansas	6/4/22
R	3	vs. Dallas Baptist	5/10/22
ER	3	vs. Dallas Baptist	5/10/22
BB	2	last time vs. Wichita State	4/12/22
SO	5	vs. Seton Hall	3/20/22

#23 Juaron Watts-Brown, RHP*Season/OSU Career Highs*

IP	6.2	vs. Utah Tech	March 10
H	7	vs. Missouri	Feb. 17
R	8	vs. Texas Tech	March 19
ER	4	vs. Texas Tech	March 19
BB	4	vs. Texas Tech	March 19
SO	13	last time vs. Baylor	March 26

#17 Tyler Wulftert, INF*Season/Career Highs*

H	2	last time vs. Baylor	March 25
R	2	last time vs. Texas Tech	March 18
RBI	2	last time vs. Texas Tech	March 18
BB	1	last time vs. Baylor	March 25
SO	3	vs. Missouri	Feb. 17
SB	1	vs. Texas Tech	March 17



PLAYER OSU CAREER STATISTICS

Adkison, Chase

Year	avg	gp-gs	ab	r	h	2b	3b	hr	rbi	tb	slg%	bb	hbp	so	gdp	ob%	sf	sh	sb-att	po	a	e	fld%
2022	.240	52-43	146	30	35	7	0	4	25	54	.370	15	4	26	0	.316	6	2	1-2	436	38	1	.998
2023	.356	22-22	73	17	26	4	0	2	12	36	.493	8	2	14	1	.434	0	4	2-2	220	24	0	1.000
TOTAL	.279	74-65	219	47	61	11	0	6	37	90	.411	23	6	40	1	.354	6	6	3-4	656	62	1	.999

Bogusz, Ryan

Year	avg	gp-gs	ab	r	h	2b	3b	hr	rbi	tb	slg%	bb	hbp	so	gdp	ob%	sf	sh	sb-att	po	a	e	fld%
2022	.000	0-0	0	0	0	0	0	0	0	0	.000	0	0	0	0	.000	0	0	0-0	1	0	1	.500
2023	.000	0-0	0	0	0	0	0	0	0	0	.000	0	0	0	0	.000	0	0	0-0	2	1	0	1.000
TOTAL	.000	0-0	0	0	0	0	0	0	0	0	.000	0	0	0	0	.000	0	0	0-0	3	1	1	.800

Year	era	w-l	app	qs	cq	sho	sv	ip	h	r	er	bb	so	2b	3b	hr	bf	bavg	wp	hbp	bk	sfa	sha
2020	6.75	0-0	5	0	0	0/0	0	4.0	6	3	3	0	5	0	0	0	19	.333	1	0	0	1	0
2022	3.86	3-1	20	3	0	0/0	1	37.1	32	19	16	16	34	8	1	1	162	.229	4	4	0	1	1
2023	2.84	0-0	4	0	0	0/0	0	6.1	10	2	2	2	5	0	0	1	30	.357	0	0	1	0	0
TOTAL	3.97	3-1	29	3	0	0/0	1	47.2	48	24	21	18	44	8	1	2	211	.258	5	4	1	2	1

Brown, Marcus

Year	avg	gp-gs	ab	r	h	2b	3b	hr	rbi	tb	slg%	bb	hbp	so	gdp	ob%	sf	sh	sb-att	po	a	e	fld%
2021	.364	24-10	44	9	16	2	0	0	7	18	.409	3	4	7	0	.442	1	0	1-3	18	22	2	.952
2022	.316	64-61	247	44	78	15	2	4	31	109	.441	21	5	38	6	.378	2	3	5-5	75	134	11	.950
2023	.289	25-25	83	22	24	2	1	4	14	40	.482	8	8	17	2	.396	2	0	2-4	27	49	2	.974
TOTAL	.316	113-96	374	75	118	19	3	8	52	167	.447	32	17	62	8	.390	5	3	8-12	120	205	15	.956

Crull, Jaxson

Year	avg	gp-gs	ab	r	h	2b	3b	hr	rbi	tb	slg%	bb	hbp	so	gdp	ob%	sf	sh	sb-att	po	a	e	fld%
2021	.222	12-7	27	7	6	1	1	0	2	9	.333	4	1	10	0	.333	1	2	1-2	14	0	0	1.000
2022	.262	56-5	42	18	11	3	0	0	8	14	.333	5	1	11	1	.347	1	5	6-6	20	0	0	1.000
2023	.226	21-7	31	11	7	1	0	1	4	11	.355	8	2	11	0	.415	0	0	3-3	18	0	0	1.000
TOTAL	.240	89-19	100	36	24	5	1	1	14	34	.340	17	4	32	1	.366	2	7	10-11	52	0	0	1.000

Daugherty, Ian

Year	avg	gp-gs	ab	r	h	2b	3b	hr	rbi	tb	slg%	bb	hbp	so	gdp	ob%	sf	sh	sb-att	po	a	e	fld%
2022	.309	31-21	68	11	21	4	0	1	12	28	.412	10	2	22	0	.402	2	0	1-1	224	13	1	.996
2023	.000	4-3	7	1	0	0	0	0	1	0	.000	1	0	6	0	.125	0	1	0-0	32	1	0	1.000
TOTAL	.280	35-24	75	12	21	4	0	1	13	28	.373	11	2	28	0	.378	2	1	1-1	256	14	1	.996

Ehrhard, Zach

Year	avg	gp-gs	ab	r	h	2b	3b	hr	rbi	tb	slg%	bb	hbp	so	gdp	ob%	sf	sh	sb-att	po	a	e	fld%
2022	.332	58-55	220	60	73	8	0	3	31	90	.409	33	8	48	2	.429	5	4	18-23	99	3	0	1.000
2023	.190	8-5	21	1	4	2	0	0	0	6	.286	1	0	7	1	.227	0	1	1-1	5	0	0	1.000
TOTAL	.320	66-60	241	61	77	10	0	3	31	96	.398	34	8	55	3	.413	5	5	19-24	104	3	0	1.000

Kyle, Landry

Year	avg	gp-gs	ab	r	h	2b	3b	hr	rbi	tb	slg%	bb	hbp	so	gdp	ob%	sf	sh	sb-att	po	a	e	fld%
2022	.000	0-0	0	0	0	0	0	0	0	0	.000	0	0	0	0	.000	0	0	0-0	0	1	0	1.000
TOTAL	.000	0-0	0	0	0	0	0	0	0	0	.000	0	0	0	0	.000	0	0	0-0	0	1	0	1.000

Year	era	w-l	app	qs	cq	sho	sv	ip	h	r	er	bb	so	2b	3b	hr	bf	bavg	wp	hbp	bk	sfa	sha
2022	0.00	1-0	4	0	0	0/0	0	2.2	0	0	0	2	5	0	0	0	11	.000	0	1	0	0	0
TOTAL	0.00	1-0	4	0	0	0/0	0	2.2	0	0	0	2	5	0	0	0	11	.000	0	1	0	0	0



PLAYER OSU CAREER STATISTICS

McLean, Nolan

Year	avg	gp-gs	ab	r	h	2b	3b	hr	rbi	tb	slg%	bb	hbp	so	gdp	ob%	sf	sh	sb-att	po	a	e	fld%
2021	.263	39-39	137	36	36	10	1	8	20	72	.526	27	8	50	1	.410	1	0	1-2	62	19	4	.953
2022	.285	63-63	242	55	69	16	1	19	47	144	.595	37	9	107	4	.397	2	0	2-4	44	79	4	.969
2023	.298	24-24	84	25	25	5	1	7	24	53	.631	22	0	35	1	.439	1	0	4-6	34	2	1	.973
TOTAL	.281	126-126	463	116	130	31	3	34	91	269	.581	86	17	192	6	.409	4	0	7-12	140	100	9	.964

Year	era	w-l	app	gs	cq	sho	sv	ip	h	r	er	bb	so	2b	3b	hr	bf	bavg	wp	hbp	bk	sfa	sha
2021	18.00	0-1	2	0	0	0/0	0	2.0	2	4	4	4	3	0	0	0	11	.286	1	0	0	0	0
2022	4.97	2-1	23	0	0	0/1	5	25.1	20	17	14	13	39	5	0	3	111	.206	2	1	0	0	0
2023	1.35	1-1	9	0	0	0/2	6	13.1	10	3	2	6	17	2	0	0	56	.204	2	0	0	0	1
TOTAL	4.43	3-3	34	0	0	0/3	11	40.2	32	24	20	23	59	7	0	3	178	.209	5	1	0	0	1

Mendham, David

Year	avg	gp-gs	ab	r	h	2b	3b	hr	rbi	tb	slg%	bb	hbp	so	gdp	ob%	sf	sh	sb-att	po	a	e	fld%
2022	.276	61-57	221	46	61	16	0	11	45	110	.498	37	2	46	3	.385	0	0	0-1	356	10	1	.997
2023	.327	26-26	107	28	35	9	0	8	26	68	.636	10	0	12	5	.378	2	0	1-1	177	15	1	.995
TOTAL	.293	87-83	328	74	96	25	0	19	71	178	.543	47	2	58	8	.383	2	0	1-2	533	25	2	.996

Meola, Aidan

Year	avg	gp-gs	ab	r	h	2b	3b	hr	rbi	tb	slg%	bb	hbp	so	gdp	ob%	sf	sh	sb-att	po	a	e	fld%
2022	.286	26-8	35	7	10	4	1	0	8	16	.457	2	1	10	1	.333	1	0	0-0	3	9	2	.857
2023	.321	21-21	84	11	27	7	1	2	16	42	.500	3	2	25	0	.356	1	0	1-1	6	34	1	.976
TOTAL	.311	47-29	119	18	37	11	2	2	24	58	.487	5	3	35	1	.349	2	0	1-1	9	43	3	.945

Riggio, Roc

Year	avg	gp-gs	ab	r	h	2b	3b	hr	rbi	tb	slg%	bb	hbp	so	gdp	ob%	sf	sh	sb-att	po	a	e	fld%
2022	.295	54-53	210	54	62	14	0	11	47	109	.519	34	9	58	4	.413	1	5	2-5	91	145	6	.975
2023	.330	26-26	94	31	31	9	2	8	27	68	.723	24	4	24	1	.484	0	0	4-4	30	69	6	.943
TOTAL	.306	80-79	304	85	93	23	2	19	74	177	.582	58	13	82	5	.436	1	5	6-9	121	214	12	.965

Root, Bayden

Year	avg	gp-gs	ab	r	h	2b	3b	hr	rbi	tb	slg%	bb	hbp	so	gdp	ob%	sf	sh	sb-att	po	a	e	fld%
2022	.000	0-0	0	0	0	0	0	0	0	0	.000	0	0	0	0	.000	0	0	0-0	0	6	3	.667
2023	.000	0-0	0	0	0	0	0	0	0	0	.000	0	0	0	0	.000	0	0	0-0	0	6	0	1.000
TOTAL	.000	0-0	0	0	0	0	0	0	0	0	.000	0	0	0	0	.000	0	0	0-0	0	12	3	.800

Year	era	w-l	app	gs	cq	sho	sv	ip	h	r	er	bb	so	2b	3b	hr	bf	bavg	wp	hbp	bk	sfa	sha
2022	7.96	3-1	21	0	0	0/0	0	26.0	25	24	23	13	30	8	0	2	118	.258	12	7	0	1	0
2023	7.43	3-1	6	1	0	0/0	0	13.1	13	12	11	8	15	2	2	0	60	.265	3	3	0	0	0
TOTAL	7.78	6-2	27	1	0	0/0	0	39.1	38	36	34	21	45	10	2	2	178	.260	15	10	0	1	0

Ure, Ryan

Year	avg	gp-gs	ab	r	h	2b	3b	hr	rbi	tb	slg%	bb	hbp	so	gdp	ob%	sf	sh	sb-att	po	a	e	fld%
2022	.000	0-0	0	0	0	0	0	0	0	0	.000	0	0	0	0	.000	0	0	0-0	0	0	2	.000
TOTAL	.000	0-0	0	0	0	0	0	0	0	0	.000	0	0	0	0	.000	0	0	0-0	0	0	2	.000

Year	era	w-l	app	gs	cq	sho	sv	ip	h	r	er	bb	so	2b	3b	hr	bf	bavg	wp	hbp	bk	sfa	sha
2022	7.36	0-1	13	0	0	0/0	0	11.0	10	10	9	11	15	2	0	4	56	.227	3	1	0	0	0
TOTAL	7.36	0-1	13	0	0	0/0	0	11.0	10	10	9	11	15	2	0	4	56	.227	3	1	0	0	0



2023 OSU SEASON HIGHS

Batting

At bats:	45	-	vs LMU (Feb 25, 2023)
Runs scored:	45	-	vs Baylor (Mar 24, 2023)
Hits:	20	-	vs DBU (Mar 14, 2023)
RBIs:	19	-	vs DBU (Mar 14, 2023)
	18	-	vs Austin Peay (Mar 03, 2023)
	18	-	vs DBU (Mar 14, 2023)
Doubles:	6	-	vs Utah Tech (Mar 11, 2023)
Triples:	1	-	(5 times)
Home runs:	6	-	vs Austin Peay (Mar 05, 2023)
Total bases:	35	-	vs DBU (Mar 14, 2023)
Walks:	12	-	vs Baylor (Mar 25, 2023)
Strikeouts:	18	-	vs Baylor (Mar 24, 2023)
Sac hits:	1	-	(6 times)
Sac flies:	2	-	vs Utah Tech (Mar 10, 2023)
Stolen bases:	4	-	at Missouri State (02-28-23)
	4	-	at Texas Tech (Mar 17, 2023)
Hit by pitch:	2	-	(8 times)
Caught stealing:	1	-	(4 times)
Runners LOB:	13	-	vs LMU (Feb 25, 2023)
Hit into DP:	2	-	vs Vanderbilt (Feb 18, 2023 at Arlington, Texas)
	2	-	vs Austin Peay (Mar 04, 2023)
	2	-	vs Baylor (Mar 25, 2023)

Fielding

Putouts:	33	-	vs Baylor (Mar 24, 2023)
Assists:	14	-	vs Austin Peay (Mar 05, 2023)
	14	-	vs Utah Tech (Mar 12, 2023)
Errors:	4	-	at Texas Tech (Mar 17, 2023)
Passed balls:	1	-	(4 times)
DPs turned:	3	-	vs Austin Peay (Mar 05, 2023)

Pitching

Innings pitched:	11.0	-	vs Baylor (Mar 24, 2023)
Runs allowed:	18	-	vs Arkansas (Feb 19, 2023 at Arlington, Texas)
Earned runs:	13	-	vs Arkansas (Feb 19, 2023 at Arlington, Texas)
Walks allowed:	10	-	vs Arkansas (Feb 19, 2023 at Arlington, Texas)
Strikeouts:	17	-	vs Utah Tech (Mar 11, 2023)
Hits allowed:	15	-	vs LMU (Feb 25, 2023)
Doubles allowed:	6	-	at Missouri State (02-28-23)
Triples allowed:	2	-	vs Vanderbilt (Feb 18, 2023 at Arlington, Texas)
Homers allowed:	4	-	at Missouri State (02-28-23)
	4	-	vs Baylor (Mar 25, 2023)
Wild pitches:	3	-	vs Austin Peay (Mar 03, 2023)
Hit batters:	3	-	vs Arkansas (Feb 19, 2023 at Arlington, Texas)

Batting

At bats:	6	-	(9 times)
Runs scored:	4	-	Mendham, David vs Austin Peay (Mar 03, 2023)
	4	-	McLean, Nolan vs Austin Peay (Mar 03, 2023)
	4	-	Schubart, Nolan vs DBU (Mar 14, 2023)
Hits:	4	-	(5 times)
RBIs:	6	-	Schubart, Nolan at Missouri State (02-28-23)
	6	-	Adkison, Chase vs DBU (Mar 14, 2023)
Doubles:	4	-	Riggio, Roc vs Utah Tech (Mar 11, 2023)
Triples:	1	-	(5 times)
Home runs:	2	-	(7 times)
Total bases:	10	-	Adkison, Chase vs DBU (Mar 14, 2023)
	10	-	Riggio, Roc at Wichita State (Mar 22, 2023)
Walks:	3	-	(7 times)
Strikeouts:	4	-	McLean, Nolan vs Baylor (Mar 24, 2023)
Sac hits:	1	-	(6 times)
Sac flies:	1	-	(7 times)
Stolen bases:	2	-	McLean, Nolan at Missouri State (02-28-23)
	2	-	Benge, Carson at Texas Tech (Mar 17, 2023)
Hit by pitch:	2	-	Brown, Marcus vs Baylor (Mar 25, 2023)
Caught stealing:	1	-	(4 times)
Runners LOB:	6	-	Mendham, David vs Arizona State (Mar 07, 2023)
	6	-	Holt, Brennan vs Baylor (Mar 25, 2023)

Fielding

Putouts:	16	-	Adkison, Chase vs Baylor (Mar 24, 2023)
Assists:	5	-	(4 times)
Errors:	2	-	Stebens, Isaac vs Baylor (Mar 24, 2023)
Passed balls:	1	-	(4 times)

Pitching

Innings pitched:	6.2	-	Watts-Brown, Juaron vs Utah Tech (Mar 10, 2023)
Runs allowed:	8	-	Watts-Brown, Juaron at Texas Tech (Mar 19, 2023)
Earned runs:	7	-	Phillips, Brennan vs Vanderbilt (Feb 18, 2023 at Arlington, Texas)
	7	-	Hendry, Brian vs Baylor (Mar 24, 2023)
Walks allowed:	4	-	(4 times)
Strikeouts:	13	-	Watts-Brown, Juaron vs Utah Tech (Mar 10, 2023)
	13	-	Hendry, Brian vs Utah Tech (Mar 11, 2023)
	13	-	Watts-Brown, Juaron vs Baylor (Mar 26, 2023)
Hits allowed:	8	-	Abram, Ben vs Baylor (Mar 25, 2023)
Doubles allowed:	3	-	Abram, Ben vs Arizona State (Mar 08, 2023)
Triples allowed:	1	-	(5 times)
Homers allowed:	3	-	Keisel, Janzen at Missouri State (02-28-23)
	3	-	Abram, Ben vs Baylor (Mar 25, 2023)
Wild pitches:	3	-	Watts-Brown, Juaron vs Austin Peay (Mar 03, 2023)
Hit batters:	2	-	Phillips, Brennan vs Vanderbilt (Feb 18, 2023 at Arlington, Texas)
	2	-	Root, Bayden vs Arkansas (Feb 19, 2023 at Arlington, Texas)



2023 OPPONENT SEASON HIGHS

Batting

At bats:	45	-	vs LMU (Feb 25, 2023)
Runs scored:	18	-	vs Arkansas (Feb 19, 2023 at Arlington, Texas)
Hits:	15	-	vs LMU (Feb 25, 2023)
RBIs:	17	-	vs Arkansas (Feb 19, 2023 at Arlington, Texas)
Doubles:	6	-	at Missouri State (02-28-23)
Triples:	2	-	vs Vanderbilt (Feb 18, 2023 at Arlington, Texas)
Home runs:	4	-	at Missouri State (02-28-23)
	4	-	vs Baylor (Mar 25, 2023)
Total bases:	31	-	at Missouri State (02-28-23)
Walks:	10	-	vs Arkansas (Feb 19, 2023 at Arlington, Texas)
Strikeouts:	17	-	vs Utah Tech (Mar 11, 2023)
Sac hits:	2	-	vs Utah Tech (Mar 11, 2023)
Sac flies:	3	-	vs Arkansas (Feb 19, 2023 at Arlington, Texas)
Stolen bases:	2	-	vs Arizona State (Mar 07, 2023)
	2	-	vs Utah Tech (Mar 12, 2023)
Hit by pitch:	3	-	vs Arkansas (Feb 19, 2023 at Arlington, Texas)
Caught stealing:	1	-	(6 times)
Runners LOB:	14	-	at Texas Tech (Mar 17, 2023)
Hit into DP:	3	-	vs Austin Peay (Mar 05, 2023)

Fielding

Putouts:	32	-	vs Baylor (Mar 24, 2023)
Assists:	13	-	at Texas Tech (Mar 19, 2023)
Errors:	3	-	(5 times)
Passed balls:	1	-	(5 times)
DPs turned:	2	-	vs Vanderbilt (Feb 18, 2023 at Arlington, Texas)
	2	-	vs Austin Peay (Mar 04, 2023)
	2	-	vs Baylor (Mar 25, 2023)

Pitching

Innings pitched:	10.2	-	vs Baylor (Mar 24, 2023)
Runs allowed:	20	-	vs DBU (Mar 14, 2023)
Earned runs:	17	-	vs Austin Peay (Mar 03, 2023)
	17	-	vs DBU (Mar 14, 2023)
Walks allowed:	12	-	vs Baylor (Mar 25, 2023)
Strikeouts:	18	-	vs Baylor (Mar 24, 2023)
Hits allowed:	19	-	vs DBU (Mar 14, 2023)
Doubles allowed:	6	-	vs Utah Tech (Mar 11, 2023)
Triples allowed:	1	-	(5 times)
Homers allowed:	6	-	vs Austin Peay (Mar 05, 2023)
Wild pitches:	3	-	at Missouri State (02-28-23)
	3	-	vs Utah Tech (Mar 10, 2023)
Hit batters:	2	-	(8 times)

Batting

At bats:	6	-	(6 times)
Runs scored:	3	-	(5 times)
Hits:	4	-	J. Thomas vs LMU (Feb 25, 2023)
RBIs:	5	-	Wegner vs Arkansas (Feb 19, 2023 at Arlington, Texas)
	5	-	Green, A. at Texas Tech (Mar 19, 2023)
	5	-	Mann, E. at DBU (Mar 28, 2023)
Doubles:	2	-	Stewart, Z. at Missouri State (02-28-23)
	2	-	Nivens, S. at Missouri State (02-28-23)
Triples:	1	-	(5 times)
Home runs:	2	-	Robertson, D. at Missouri State (02-28-23)
	2	-	Teplansky vs Baylor (Mar 25, 2023)
Total bases:	8	-	(4 times)
Walks:	3	-	Jones vs Arkansas (Feb 19, 2023 at Arlington, Texas)
	3	-	Boughton, N. at DBU (Mar 28, 2023)
Strikeouts:	6	-	D. Ornelas vs LMU (Feb 25, 2023)
Sac hits:	1	-	(8 times)
Sac flies:	1	-	(9 times)
Stolen bases:	1	-	(10 times)
Hit by pitch:	1	-	(21 times)
Caught stealing:	1	-	(6 times)
Runners LOB:	6	-	Jackson, I. vs Arizona State (Mar 07, 2023)

Fielding

Putouts:	17	-	Castle vs Baylor (Mar 24, 2023)
Assists:	5	-	Lopez, T. at Texas Tech (Mar 19, 2023)
	5	-	Rodden at Wichita State (Mar 22, 2023)
Errors:	3	-	Diaz vs Vanderbilt (Feb 18, 2023 at Arlington, Texas)
Passed balls:	1	-	(5 times)

Pitching

Innings pitched:	6.2	-	D. Barrera vs LMU (Feb 25, 2023)
Runs allowed:	13	-	Marriott vs Baylor (Mar 25, 2023)
Earned runs:	12	-	Marriott vs Baylor (Mar 25, 2023)
Walks allowed:	5	-	(4 times)
Strikeouts:	9	-	Neubeck vs Missouri (Feb 17, 2023 at Arlington, Texas)
Hits allowed:	11	-	JAMES, N. vs Austin Peay (Mar 03, 2023)
Doubles allowed:	4	-	JAMES, N. vs Austin Peay (Mar 03, 2023)
Triples allowed:	1	-	(5 times)
Homers allowed:	4	-	Marriott vs Baylor (Mar 25, 2023)
Wild pitches:	2	-	Eddington, J. at Missouri State (02-28-23)
	2	-	MERRILL, D. vs Austin Peay (Mar 03, 2023)
	2	-	Muirhead vs Baylor (Mar 24, 2023)
Hit batters:	2	-	Porthan, B. vs Utah Tech (Mar 10, 2023)
	2	-	Hardman, R. vs Utah Tech (Mar 11, 2023)



The Last Time...

A Cowboy Hitter Had...

8+ At Bats in a Game:	Gage Green & Corey Hassel (8) vs. Texas, April 3, 2015
5+ Hits in a Game:	Marcus Brown (5) & Roc Riggio (5) vs. Missouri State, June 5, 2022
6 Runs in a Game:	Christian Funk vs. Kansas, April 12, 2019 (tied school record)
5 Runs in a Game:	Marcus Brown vs. Missouri State, June 5, 2022
3 Doubles in a Game:	Roc Riggio (4) vs. Utah Tech (Game 2), March 11, 2023
2 Triples in a Game:	Carson McCusker vs. Kansas State, March 23, 2019 (tied school record)
A Grand Slam:	Brennan Holt vs. Baylor (7th inning), March 26, 2023
A Pinch-Hit Home Run:	Garrett Martin vs. Wright State (9th inning, Gm. 2), Feb. 27, 2022
Hit For the Cycle:	Christian Encarnacion-Strand vs. UAPB, April 21, 2021
10 RBI in a Game:	Jason Heath vs. Kansas State, April 24, 1993 (school record)
9 RBI in a Game:	Robbie Rea vs. Alabama A&M, March 10, 2012 (Game 1)
8 RBI in a Game:	Adam Carr vs. Kansas, May 22, 2005
7 RBI in a Game:	Roc Riggio vs. Missouri State, June 5, 2022
6 RBI in a Game:	Chase Adkison vs. Dallas Baptist, March 14, 2023*
5 RBI in a Game:	Carson Bengel vs. Baylor, March 25, 2023*
10+ Total Bases:	Roc Riggio (10) vs. Wichita State, March 22, 2023*
5 Walks in a Game:	Zach Ehrhard vs. Missouri State, June 5, 2022
4 Walks in a Game:	Caeden Trenkle vs. Oklahoma, April 30, 2021
4 Strikeouts in a Game:	Nolan McLean vs. Oral Roberts, April 19, 2022
Stole Home:	Aidan Meola vs. Arizona State (5th inning), March 7, 2023
4 Stolen Bases in a Game:	Garrett McCain vs. Incarnate Word, March 1, 2016
3 Stolen Bases in a Game:	Gage Green vs. Southeastern Oklahoma State, March 20, 2013
3 HRs in a Game:	Trevor Boone vs. Texas, April 18, 2019 (tied school record)
2 HRs in a Game:	Carson Bengel vs. Baylor, March 25, 2023*
HRs in Consecutive At Bats:	Chase Adkison vs. Dallas Baptist (5th inning), March 14, 2023*
Inside-the-Park Home Run:	Aidan Meola vs. Utah Tech (9th inning), March 10, 2023
2 Hits in an Inning:	Chase Adkison & Roc Riggio (5th inning) vs. Dallas Baptist, March 14, 2023*
3 Hits in an Inning:	Toby Rhodes vs. Grambling, Feb. 11, 2000 (tied for NCAA record)
3 HBP in a Game:	Rafael Thomas vs. Western Illinois, March 18, 2009 (Game 2)
Led Off Game with HR:	Zach Ehrhard vs. Baylor, May 20, 2022
Walk-Off Home Run:	Brennan Holt vs. Baylor, March 26, 2023*

A Cowboy Pitcher Had...

A Complete Game:	Justin Campbell vs. Kansas, March 25, 2022
A Complete Game (7 Innings):	Justin Campbell vs. Baylor, May 26, 2022
A Complete Game by a Freshman:	Justin Campbell vs. Kansas, May 8, 2021
Four-Straight Complete Games:	Spencer Grogan vs. Kansas State 4/25; Kansas 4/17; Baylor 4/11; Texas A&M 4/3, 2004
Consecutive Complete Games:	Jensen Elliott vs. Oklahoma, May 10, 2019; vs. Baylor, May 17, 2019
Consecutive Complete Games (7 Innings):	Matt Smith at Baylor (9), April 18, 1998; vs. Nebraska (7), April 24, 1998
A Shutout:	Justin Campbell vs. Kansas, May 8, 2021
A Shutout (7 Innings):	C.J. Varela vs. Little Rock, Feb. 26, 2020
Consecutive Shutouts:	Thomas Hatch vs. TCU, April 22, 2016; vs. Texas, April 30, 2016; vs. Prairie View A&M, May 6, 2016
A Combined Shutout:	Juaron Watts-Brown (6.0), Evan O'Toole (2.0) & Nolan McLean (1.0) vs. LMU, Feb. 25, 2023 (Game 1)*
A Combined Shutout (7 Innings):	C.J. Varela (5.0) & Roman Phansalkar (2.0) vs. UAPB, April 20, 2021
A Shutout by a Freshman:	Justin Campbell vs. Kansas, May 8, 2021
Hit Four Batters in a Game:	Matt Gardner vs. La Salle, Feb. 16, 2007
A Three-Pitch Inning:	Rick Rivas (5th inn.) vs. Dallas Baptist, April 11, 2006
Had 10+ Strikeouts in a Game:	Juaron Watts-Brown (13) vs. Baylor, March 26, 2023*
A 1-Hit Game:	Jensen Elliott vs. Texas, April 18, 2019
A 1-Hit Game (7 Innings):	C.J. Varela vs. Little Rock, Feb. 26, 2020
A Combined 1-Hit Game:	Jensen Elliott (7.0), Peyton Battenfield (1.0) & Ben Leeper (1.0) vs. Southeastern Louisiana, March 15, 2019
A No-Hitter:	Justin Campbell vs. Kansas, May 8, 2021
A No-Hitter (7 Innings):	Joe Giordanella vs. Oklahoma, April 1, 1985
A Combined No-Hitter:	Juaron Watts-Brown (6.0), Evan O'Toole (2.0) & Nolan McLean (1.0) vs. LMU, Feb. 25, 2023 (Game 1)*



The Last Time...

Oklahoma State (The Team)...

Scored 30+ Runs:	30 vs. Western Illinois, March 18, 2009 (Game 1)
Scored 20+ Runs:	20 vs. <i>Dallas Baptist, March 14, 2023</i>
Scored 10+ Runs in an Inning:	10 (4th inn.) vs. <i>Austin Peay, March 3, 2023</i>
Had 20+ Hits:	26 vs. Missouri State, June 5, 2022
Had 7+ Doubles:	7 vs. Missouri State, June 5, 2022
Did Not Strikeout:	vs. Kansas, May 2, 2010
Had 4+ Triples:	4 vs. Arkansas-Pine Bluff, March 23, 2011
Had 10+ HRs:	12 vs. Kansas, April 12, 2019 (school record)
Had 7+ HRs:	12 vs. Kansas, April 12, 2019 (school record)
Had 10+ Walks:	12 vs. <i>Baylor, March 25, 2023</i>
Had 10+ Stolen Bases:	11 vs. Wichita State, April 27, 1956 (school record)
Allowed Less Than Three Hits:	0 vs. <i>LMU, Feb. 25, 2023 (Game 1)*</i>
Was Shut Out:	vs. <i>Dallas Baptist, March 28, 2023</i>
Was Shut Out at Home:	vs. Vanderbilt, March 13, 2021 (Game 1)
Was Shut Out On The Road:	vs. <i>Dallas Baptist, March 28, 2023</i>
Had Back-to-Back Homers:	<i>Nolan Schubart & Carson Benge (2nd inn.) vs. Baylor, March 25, 2023*</i>
Had Three Consecutive Homers:	Christian Funk/Colin Simpson/Andrew Navigato (1st inn.) vs. Oklahoma, May 10, 2019
Struck Out 15+ Times:	15 vs. <i>Dallas Baptist, March 28, 2023*</i>
Turned a Triple Play:	vs. Cal State Fullerton, May 31, 2014
Was Held to 2 or Less Hits:	2 vs. Oral Roberts, May 2, 2017
Committed 4+ Errors in a Game:	4 vs. <i>Texas Tech, March 17, 2023</i>
Won Both Games of a Doubleheader:	vs. <i>Utah Tech, March 11, 2023</i>
Lost Both Games of a Doubleheader:	vs. Texas, April 24, 2021
Recorded 12+ Strikeouts (pitching):	13 vs. <i>Baylor, March 26, 2023*</i>
Did Not Issue a Walk (pitching):	vs. Baylor, May 26, 2022

An Opponent...

Threw a No-Hitter:	Nick Schmidt (6), Brian McLelland (1) & Devin Collis (2), Arkansas, Feb. 11, 2006
Threw a One-Hitter:	B.R. Cook, Oregon State, Feb. 18, 1999
Hit 3 HRs:	Charlie Llewellyn, Texas-Arlington, March 10, 1993
Hit 2 HRs:	<i>Hunter Teplanszky, Baylor, March 25, 2023*</i>
Had Back-to-Back HRs:	Silas Ardoin, Skyler Messinger & Dylan Campbell (2nd inn.), Texas, May 1, 2022
Hit a Grand Slam:	<i>Austin Green, Texas Tech (5th inning), March 19, 2023</i>
Had 5+ Hits in a Game:	Caleb Denny (5), Oral Roberts, April 19, 2022
Had 5+ RBI in a Game:	<i>Ethan Mann (5), Dallas Baptist, March 28, 2023*</i>
Scored 10+ Runs in an Inning:	<i>Texas Tech (10 in the 5th inn.), March 19, 2023</i>
Had a Pinch-Hit Home Run:	Staus Pokrovsky (5th inn.), Seton Hall, March 19, 2022
Pitched a Complete Game:	Jack Perkins, Stetson, June 3, 2018
Had 10+ Strikeouts in a Game:	Pete Hansen (12), Texas, May 25, 2022

italics — occurred during 2023 season

* — most recent occurrence in 2023