



OKLAHOMA STATE

COWBOY BASEBALL

Wade McWhorter • Coordinator, Athletics Communications • (405) 744-7853 (o) or 612-5240 (c) • wade.mcwhorter@okstate.edu
Oklahoma State Athletics Communications • 220 Athletics Center, Stillwater, OK 74078 • www.okstate.com

GAME INFO

Video/TV: okstate.com/watchbsb-ap (Fri.)

Big 12 Now on ESPN+ (Sun.)

(Dave Hunziker & Tom Holliday)

Radio: KSPI 93.7 FM (Fri.) & Pete 94.3 FM (Sat.-Sun.)

The Varsity Network - okla.st/GetVarsity

Live Stats: okstate.statbroadcast.com

Twitter In-Game Updates: @OSUBaseball

SERIES CAPSULE

Austin Peay (2-6) at #12 Oklahoma State (5-3)

Fri., March 3 • 4 p.m. / Sat., March 4 • 1 p.m. / Sun., March 5 • 1 p.m.
O'Brate Stadium (8,000) • Stillwater, Okla.



2023 SCHEDULE/RESULTS

Feb. 17	vs. Missouri#	W, 5-3
Feb. 18	vs. #6 Vanderbilt#	L, 9-11
Feb. 19	vs. #4 Arkansas#	L, 1-18 (7)
Feb. 21	California Baptist	W, 2-0
Feb. 25	LMU (DH, Game 1)	W, 1-0
	LMU (DH, Game 2)	L, 8-10 (10)
Feb. 26	LMU	W, 11-1 (7)
Feb. 28	at Missouri State	W, 12-10
March 3	Austin Peay	4 p.m.
March 4	Austin Peay	1 p.m.
March 5	Austin Peay	1 p.m.
March 7	Arizona State	6 p.m.
March 8	Arizona State	12 p.m.
March 10	Utah Tech	6 p.m.
March 11	Utah Tech (DH)	1 p.m./6 p.m.
March 12	Utah Tech	1 p.m.
March 14	Dallas Baptist	6 p.m.
March 17	at Texas Tech*	6:30 p.m.
March 18	at Texas Tech*	2 p.m.
March 19	at Texas Tech*	2 p.m.
March 22	at Wichita State	6 p.m.
March 24	Baylor*	6 p.m.
March 25	Baylor*	6 p.m.
March 26	Baylor*	1 p.m.
March 28	at Dallas Baptist	6 p.m.
March 31	Texas*	6 p.m.
April 1	Texas*	6 p.m.
April 2	Texas*	1 p.m.
April 4	Wichita State	6 p.m.
April 6	at TCU*	6 p.m.
April 7	at TCU*	8 p.m.
April 8	at TCU*	4 p.m.
April 11	Oral Roberts	6 p.m.
April 14	West Virginia*	6 p.m.
April 15	West Virginia*	6 p.m.
April 16	West Virginia*	1 p.m.
April 18	Oklahoma	6 p.m.
April 21	at Kansas*	6 p.m.
April 22	at Kansas*	2 p.m.
April 23	at Kansas*	1 p.m.
April 25	Wichita State	6 p.m.
April 28	at Michigan	3 p.m.
April 29	at Michigan	1 p.m.
April 30	at Michigan	11 a.m.
May 2	at Oral Roberts	6 p.m.
May 5	East Tennessee State	6 p.m.
May 6	East Tennessee State	6 p.m.
May 7	East Tennessee State	1 p.m.
May 12	Kansas State*	6 p.m.
May 13	Kansas State*	6 p.m.
May 14	Kansas State*	1 p.m.
May 18	at Oklahoma*	6:30 p.m.
May 19	at Oklahoma*	6:30 p.m.
May 20	at Oklahoma*	4 p.m.
May 24-28	Big 12 Championship%	
June 2-5	NCAA Regional\$	
June 8-11	NCAA Super Regional\$	
June 16-26	College World Series!	

Bold indicates home game • All Times Central & Subject To Change

* — Big 12 Conference game

— College Baseball Showdown • Globe Life Field • Arlington, Texas

% — Big 12 Championship • Globe Life Field • Arlington, Texas

\$ — Campus Sites

! — Charles Schwab Field • Omaha, Neb.

	Value	NCAA Rank
Batting Avg.	.278	108
Base On Balls	37	119
Double Plays	1	268
Doubles	19	43
Earned Run Avg.	6.22	172
Fielding Pct.	.979	63
Hit By Pitch	7	195
Hits	73	113
Home Runs	10	78
On-Base Pct.	.380	120
Runs	49	137
Sac Bunts	3	78
Sac Flies	1	220
Scoring	6.1	155
Shutouts	2	4
Slugging Pct.	.464	89
Stolen Bases	6	187
Triples	n/a	n/a
K-to-BB Ratio	2.58	71
Ks Per 9 Inn.	10.6	56
WHIP	1.40	78
W-L Pct.	.625	86

	Value	NCAA Rank
Batting Avg.	.269	142
Base On Balls	29	201
Double Plays	4	157
Doubles	15	102
Earned Run Avg.	8.21	242
Fielding Pct.	.968	139
Hit By Pitch	11	105
Hits	75	100
Home Runs	13	37
On-Base Pct.	.357	185
Runs	56	106
Sac Bunts	n/a	n/a
Sac Flies	3	122
Scoring	7.0	110
Shutouts	n/a	n/a
Slugging Pct.	.477	74
Stolen Bases	8	138
Triples	2	80
K-to-BB Ratio	1.90	136
Ks Per 9 Inn.	10.6	56
WHIP	1.90	232
W-L Pct.	.250	228

OSU PROBABLE STARTERS

Position Players				Season Statistics				Noteworthy
Pos.	No.	Player	Class	GP-GS	Avg.	HR	RBI	
C	33	Chase Adkison	Jr.	5-5	.563	0	2	Previous stops at San Jacinto JC & Boise St.
or	8	Ian Daugherty	So.	4-3	.000	0	1	21-for-68 as a freshman
1B	31	David Mendham	Sr.	8-8	.344	2	4	.498 slugging percentage a year ago
2B	7	Roc Riggio	So.	8-8	.258	1	5	Freshman All-American in 2022
SS	19	Marcus Brown	Jr.	8-8	.222	1	4	Second on team with 78 hits last season
3B	2	Aidan Meola	So.	7-7	.379	0	3	Hit safely in all seven games played
RF	3	Carson Bengie	Fr.	7-5	.200	0	3	Missed 2022 after Tommy John surgery
CF	13	Nolan McLean	Jr.	8-8	.182	1	6	13 BBs, .486 on-base percentage
LF	10	Nolan Schubart	Fr.	8-6	.375	4	10	Leads Big 12 in home runs
DH	12	Colin Brueggemann	So.	3-3	.455	0	2	5-for-11, three doubles on the year

Probable Starting Pitchers

R/L	No.	Player	Class	W-L	ERA	Last Appearance	W-L	IP	H	R	ER	BB	SO
R	23	Juaron Watts-Brown	So.	0-0	2.70	2/25 vs. LMU	ND	6.0	0	0	0	2	8
TBA													
L	28	Brennan Phillips	Fr.	1-1	9.82	2/26 vs. LMU	W	6.0	2	1	1	1	5



2023 COWBOY BASEBALL ROSTER

NUMERICAL ROSTER

No.	Name	Position	B/T	Height	Weight	Year/Exp.	Hometown (Previous College/High School)
1	Phoenix Meza	INF	R/R	6-0	180	Fr./1st year	Choctaw, Okla. (Choctaw HS)
2	Aidan Meola	INF	R/R	6-1	207	So./2nd year	Palm Beach Gardens, Fla. (Palm Beach Gardens HS)
3	Carson Benge	OF/RHP	L/R	6-1	184	RS-Fr./2nd year	Yukon, Okla. (Yukon HS)
4	Zach Ehrhard	OF	R/R	5-11	190	So./2nd year	Tampa, Fla. (Wharton HS)
5	Jaxson Crull	OF	L/L	6-0	180	Jr./3rd year	Bixby, Okla. (Bixby HS)
6	Brennan Holt	INF/OF	L/R	5-9	160	RS-Fr./2nd year	Baton Rouge, La. (LSU/Parkview Baptist HS)
7	Roc Riggio	INF	L/R	5-9	180	So./2nd year	Simi Valley, Calif. (Thousand Oaks HS)
8	Ian Daugherty	C	R/R	6-2	204	So./2nd year	Kingfisher, Okla. (Kingfisher HS)
10	Nolan Schubart	OF/1B	L/R	6-5	227	Fr./1st year	Durand, Mich. (St. Mary's HS)
12	Colin Brueggemann	1B	L/R	6-6	231	So./2nd year	Smithton, Ill. (Johnson County CC/Freeburg HS)
13	Nolan McLean	INF/OF/RHP	R/R	6-4	214	Jr./3rd year	Willow Springs, N.C. (Garner HS)
14	Bayden Root	RHP	R/R	6-3	235	Sr./5th year	Kokomo, Ind. (Ohio State/Kokomo HS)
15	Noah Turley	1B/OF	R/R	6-4	208	Jr./3rd year	Midway, Utah (Arizona/Yavapai JC/Wasatch HS)
17	Tyler Wulfert	INF/OF	R/R	6-0	197	Jr./3rd year	Farmington, N.M. (Midland JC/Piedra Vista HS)
18	Beau Sylvester	C/1B/OF	R/R	6-0	212	Fr./1st year	Kailua, Hawaii (Kamehameha Kapalama HS)
19	Marcus Brown	INF	L/R	6-0	187	Jr./3rd year	Springdale, Ark. (Shiloh Christian HS)
22	Gabe Davis	RHP	R/R	6-9	225	Fr./1st year	Choctaw, Okla. (Choctaw HS)
23	Juaron Watts-Brown	RHP	R/R	6-3	190	So./3rd year	Hanford, Calif. (Long Beach State/Hanford HS)
24	Ryan Ure	LHP	R/L	6-7	232	So./2nd year	Eaton, Colo. (Eaton HS)
25	Evan O'Toole	RHP	R/R	6-2	202	Jr./3rd year	Bridgewater, Nova Scotia, Canada (Iowa Western CC/Vauxhall Academy)
26	Derek Smith	C	R/R	6-3	202	Fr./1st year	Scottsdale, Ariz. (Horizon HS)
27	Brian Hendry	RHP	R/R	6-4	225	Jr./4th year	Medford, N.J. (St. John's/Shawnee HS)
28	Brennan Phillips	LHP	L/L	6-1	194	Fr./1st year	Owasso, Okla. (Owasso HS)
30	Kade Shatwell	RHP	R/R	6-3	187	Fr./1st year	Edmond, Okla. (Santa Fe HS)
31	David Mendham	1B/INF	L/R	6-2	204	Sr./5th year	Dorchester, Ontario, Canada (South Carolina/Connors State JC/London Catholic HS)
32	Drew Blake	LHP	L/L	6-2	190	RS-Fr./2nd year	Stillwater, Okla. (Stillwater HS)
33	Chase Adkison	C	R/R	6-0	205	Jr./4th year	Grangeville, Idaho (San Jacinto JC/Boise St./Grangeville HS)
34	Isaac Stebens	RHP	L/R	6-0	194	Jr./3rd year	Stillwater, Okla. (Cowley County CC/Stillwater HS)
35	Dan Swirsky	INF	R/R	6-0	191	Fr./1st year	Plantation, Fla. (South Plantation HS)
36	Brant Hogue	LHP	L/L	6-4	223	Jr./3rd year	Sioux City, Iowa (Iowa Western CC/Bishop Heelan HS)
39	Janzen Keisel	RHP	R/R	6-4	208	So./2nd year	Gunnison, Utah (BYU/Gunnison Valley HS)
40	Luke Fernandez	RHP	R/R	6-2	236	Fr./1st year	Cumming, Ga. (West Forsyth HS)
41	Bowen Bridges	RHP	R/R	6-1	195	RS-Fr./2nd year	Edmond, Okla. (Heritage Hall HS)
43	Riley Taylor	RHP	R/R	6-3	225	Jr./5th year	Haslet, Texas (V.R. Eaton HS)
44	Cole Cosman	C	L/R	6-0	192	So./4th year	Foristell, Mo. (Hutchinson CC/Timberland HS)
45	Landry Kyle	RHP	R/R	6-3	191	Jr./3rd year	Oklahoma City, Okla. (Seminole St. JC/Heritage Hall HS)
46	Dominick Reid	RHP	R/R	6-3	197	Fr./1st year	Little Elm, Texas (Lone Star HS)
52	Michael Benzor	LHP	L/L	6-4	213	Fr./1st year	Houston, Texas (Porter HS)
53	Ryan Bogusz	RHP	R/R	6-2	183	Jr./4th year	Frisco, Texas (Lone Star HS)
54	Manning West	RHP	R/R	6-6	229	Fr./1st year	Winder, Ga. (Apalachee HS)
55	Ben Abram	RHP	R/R	6-8	262	Sr./5th year	Georgetown, Ontario, Canada (Oklahoma/Georgetown District HS)

COACHES

9	Josh Holliday – Head Coach (11th Season)
37	Rob Walton – Assistant Coach (11th Season)
18	Justin Seely – Assistant Coach (Second Season)
21	Robin Ventura – Volunteer Assistant Coach (Fourth Season)
38	Jordy Mercer – Student Assistant Coach (First Season)
	Blake Kangas – Director of Player Development (First Season)
	Victor Romero – Director of Baseball Operations (Seventh Season)
	Garrett Bayliff – Strength & Conditioning/Sports Performance (First Season)
	Eli Williams – Athletic Trainer (11th Season)
	Colton Lovelace – Director of Video & Analytics (First Season)
	Jack Montgomery – Graduate Manager (First Season)



2023 COWBOY BASEBALL ROSTER

ROSTER BREAKDOWN

INFIELDERS

Marcus Brown, Brennan Holt, Nolan McLean, David Mendham, Phoenix Meza, Aidan Meola, Roc Riggio, Nolan Schubart, Dan Swirsky, Beau Sylvester, Noah Turley, Tyler Wulfert

OUTFIELDERS

Carson Bengé, Jaxson Crull, Zach Ehrhard, Brennan Holt, Nolan McLean, Nolan Schubart, Beau Sylvester, Nolan Turley, Tyler Wulfert

CATCHERS

Chase Adkison, Cole Cosman, Ian Daugherty, David Mendham, Derek Smith, Beau Sylvester

RIGHT-HANDED PITCHERS

Ben Abram, Carson Bengé, Ryan Bogusz, Bowen Bridges, Gabe Davis, Luke Fernandez, Brian Hendry, Janzen Keisel, Landry Kyle, Nolan McLean, Evan O'Toole, Dominick Reid, Bayden Root, Kade Shatwell, Isaac Stebens, Riley Taylor, Juaron Watts-Brown, Manning West

LEFT-HANDED PITCHERS

Michael Bengor, Drew Blake, Brant Hogue, Brennan Phillips, Ryan Ure

BY CLASS

Grads/Seniors (3): Abram, Mendham, Root

Juniors (14): Adkison, Bogusz, M. Brown, Cosman, Crull, Hendry, Hogue, Kyle, McLean, O'Toole, Stebens, Taylor, Turley, Wulfert

Sophomores (8): Brueggemann, Daugherty, Ehrhard, Keisel, Meola, Riggio, Ure, Watts-Brown

Redshirt Freshmen (4): Bengé, Blake, Bridges, Holt

Freshmen (12): Bengor, Davis, Fernandez, Meza, Phillips, Reid, Schubart, Shatwell, Smith, Swirsky, Sylvester, West

BY STATE/COUNTRY

Oklahoma (11): Bengé, Blake, Bridges, Crull, Daugherty, Davis, Kyle, Meza, Phillips, Shatwell, Stebens

Texas (4): Bengor, Bogusz, Reid, Taylor

Canada (3): Abram, Mendham, O'Toole

Florida (3): Ehrhard, Meola, Swirsky

California (2): Riggio, Watts-Brown

Georgia (2): Fernandez, West

Utah (2): Keisel, Turley

Arizona (1): Smith

Arkansas (1): M. Brown

Colorado (1): Ure

Hawaii (1): Sylvester

Idaho (1): Adkison

Illinois (1): Brueggemann

Indiana (1): Root

Iowa (1): Hogue

Louisiana (1): Holt

Michigan (1): Schubart

Missouri (1): Cosman

New Jersey (1): Hendry

New Mexico (1): Wulfert

North Carolina (1): McLean

ALPHABETICAL ROSTER

No.	Name	Pos.
55	Abram, Ben	RHP
33	Adkison, Chase	C
3	Bengé, Carson	INF/RHP
52	Bengor, Michael	LHP
32	Blake, Drew	LHP
53	Bogusz, Ryan	RHP
41	Bridges, Bowen	RHP
19	Brown, Marcus	INF
12	Brueggemann, Colin	1B
44	Cosman, Cole	C
26	Crull, Jaxson	OF
8	Daugherty, Ian	C
22	Davis, Gabe	RHP
4	Ehrhard, Zach	INF/OF
40	Fernandez, Luke	RHP
27	Hendry, Brian	RHP
36	Hogue, Brant	LHP
6	Holt, Brennan	INF/OF
39	Keisel, Janzen	RHP
45	Kyle, Landry	RHP
13	McLean, Nolan	INF/OF/RHP
31	Mendham, David	1B/INF
2	Meola, Aidan	INF
1	Meza, Phoenix	INF
25	O'Toole, Evan	RHP
28	Phillips, Brennan	LHP
46	Reid, Dominick	RHP
7	Riggio, Roc	INF/OF
14	Root, Bayden	RHP
10	Schubart, Nolan	OF/1B
30	Shatwell, Kade	RHP
26	Smith, Derek	C
34	Stebens, Isaac	RHP
35	Swirsky, Dan	INF
18	Sylvester, Beau	C/1B/OF
43	Taylor, Riley	RHP
15	Turley, Noah	1B/OF
24	Ure, Ryan	LHP
23	Watts-Brown, Juaron	RHP
54	West, Manning	RHP
17	Wulfert, Tyler	INF/OF

PRONUNCIATION GUIDE

Bengé	binj
Bogusz	bogus
Brueggemann	brig-a-men
Cosman	coz-man
Ehrhard	air-hard
Juaron Watts-Brown	Ja-ron
Keisel	Key-sul
McLean	mc-lane
Aidan Meola	ay-den me-oh-la
Riggio	ri-geo
Schubart	shew-bert
Stebens	Steb-ins
Ure	yur



RADIO/TV CHART




1
Phoenix Meza
INF • R/R • 6-0, 180
FR • Choctaw, OK



2
Aidan Meola
INF • R/R • 6-1, 207
SO • Palm Beach Gardens, FL



3
Carson Bengel
OF/RHP • L/R • 6-1, 184
RS-FR • Yukon, OK



4
Zach Ehrhard
INF/OF • R/R • 5-11, 190
SO • Tampa, FL



5
Jaxson Crull
OF • L/L • 6-0, 180
JR • Bixby, OK



6
Brennan Holt
INF/OF • L/R • 5-9, 160
RS-FR • Baton Rouge, LA



7
Roc Riggio
INF • L/R • 5-9, 180
SO • Simi Valley, CA



8
Ian Daugherty
C • R/R • 6-2, 204
SO • Kingfisher, OK



10
Nolan Schubart
OF/1B • L/R • 6-5, 227
FR • Durand, MI



12
Colin Brueggemann
1B • L/R • 6-6, 231
SO • Smithton, IL



13
Nolan McLean
OF/INF/RHP • R/R • 6-4, 214
JR • Willow Springs, NC



14
Bayden Root
RHP • 6-3, 235
SR • Kokomo, IN



15
Noah Turley
1B/OF • R/R • 6-4, 208
JR • Midway, UT



17
Tyler Wulfert
INF/OF • R/R • 6-0, 197
JR • Farmington, NM



18
Beau Sylvester
C/1B/OF • R/R • 6-0, 212
FR • Kailua, HI



19
Marcus Brown
INF • L/R • 6-0, 187
SO • Springdale, AR



22
Gabe Davis
RHP • 6-9, 225
FR • Choctaw, OK



23
Juaron Watts-Brown
RHP • 6-3, 190
SO • Hanford, CA



24
Ryan Ure
LHP • 6-7, 232
SO • Eaton, CO



25
Evan O'Toole
RHP • 6-2, 202
JR • Nova Scotia, Canada



26
Derek Smith
C • R/R • 6-3, 202
FR • Scottsdale, AZ



27
Brian Hendry
RHP • 6-4, 225
JR • Medford, NJ



28
Brennan Phillips
LHP • 6-1, 194
FR • Owasso, OK



30
Kade Shatwell
RHP • 6-3, 187
FR • Edmond, OK



31
David Mendham
1B/INF • L/R • 6-2, 204
SR • Ontario, Canada



32
Drew Blake
LHP • 6-2, 190
RS-FR • Stillwater, OK



33
Chase Adkison
C • R/R • 6-0, 205
JR • Grangeville, ID




34
Isaac Stebens
RHP • 6-0, 194
JR • Stillwater, OK



35
Dan Swirsky
INF • R/R • 6-0, 191
FR • Plantation, FL



36
Brant Hogue
LHP • 6-4, 223
JR • Sioux City, IA



39
Janzen Keisel
RHP • 6-4, 208
SO • Gunnison, UT



40
Luke Fernandez
RHP • 6-2, 236
FR • Cumming, GA




41
Bowen Bridges
RHP • 6-1, 195
RS-FR • Edmond, OK



43
Riley Taylor
RHP • 6-3, 225
JR • Haslet, TX




44
Cole Cosman
C • L/R • 6-0, 192
SO • Wentzville, MO




45
Landry Kyle
RHP • 6-3, 191
JR • Oklahoma City, OK



46
Dominick Reid
RHP • 6-3, 197
FR • Little Elm, TX




52
Michael Benzor
LHP • 6-4, 213
FR • Houston, TX



53
Ryan Bogusz
RHP • 6-2, 183
JR • Frisco, TX



54
Manning West
RHP • 6-6, 229
FR • Winder, GA



56
Ben Abram
RHP • 6-8, 262
FR • Ontario, Canada



9
Josh Holliday
Head Coach
11th Season



37
Rob Walton
Assistant Coach
11th Season



18
Justin Seely
Assistant Coach
Second Season




21
Robin Ventura
Volunteer Asst. Coach
Fourth Season




38
Jordy Mercer
Student Asst. Coach
First Season



Blake Kangas
Dir. Player Development
First Season



Victor Romero
Director of Operations
Seventh Season



Eli Williams
Athletic Trainer
11th Season



Garrett Bayliff
Strength & Conditioning/
Sports Performance
First Season

GAME NOTES



2023 BIG 12 CONFERENCE STANDINGS

	Big 12		Overall	
	W	L	W	L
Texas Tech	0	0	10	0
Kansas	0	0	5	2
Oklahoma State	0	0	5	3
TCU	0	0	5	3
West Virginia	0	0	4	3
Oklahoma	0	0	4	4
Kansas State	0	0	4	5
Texas	0	0	3	5
Baylor	0	0	2	6

Big 12 Weekend Schedule

Friday

Texas Tech vs. Rice (Houston, TX)	11 a.m.
Oklahoma vs. California (Frisco, TX)	2 p.m.
West Virginia at William & Mary	2 p.m.
TCU vs. Michigan (Houston, TX)	3 p.m.
Kansas at Belmont	4 p.m.
Army at Kansas State	4 p.m.
Youngstown State at Baylor	6:30 p.m.
Texas at Cal State Fullerton	8 p.m.

Saturday

Texas Tech vs. Michigan (Houston, TX)	11 a.m.
Stonehill at Kansas State	12 p.m.
West Virginia at VCU	1 p.m.
Oklahoma vs. Mississippi State (Frisco, TX)	1 p.m.
Youngstown State at Baylor (DH)	2 p.m.
Kansas at Belmont	2 p.m.
TCU vs. Louisville (Houston, TX)	3 p.m.
Texas at Cal State Fullerton	7 p.m.

Sunday

Kansas at Belmont	11 a.m.
West Virginia at Richmond	11 a.m.
Youngstown State at Baylor	1 p.m.
Texas at Cal State Fullerton	2 p.m.
TCU vs. Rice (Houston, TX)	3 p.m.
Oklahoma vs. Ohio State (Frisco, TX)	3 p.m.
Army at Kansas State	4 p.m.
Texas Tech vs. Texas A&M (Houston, TX)	7 p.m.

• • •

2023 Big 12 Preseason Coaches Poll

1. TCU (5)	6. West Virginia
2. Oklahoma State (4)	7. Kansas State
3. Texas Tech	8. Kansas
4. Texas	9. Baylor
5. Oklahoma	

• • •

Big 12 Awards

Preseason All-Big 12: Marcus Brown, Roc Riggio, Nolan McLean, Juaron Watts-Brown

Preseason Pitcher of Year/Newcomer of Year: Juaron Watts-Brown

Player/Pitcher/Newcomer of Week: Janzen Keisel Newcomer, Feb. 27

About Oklahoma State

- OSU is 5-3 and opens a 10 games in 12 days homestand Friday at O'Brate Stadium when the Cowboys host Austin Peay in the first of a three-game series.
- The Cowboys are coming off a 42-22 season in 2022 in which they made their ninth consecutive NCAA Regional appearance. OSU finished tied for second in the Big 12 standings with a 15-9 conference mark, one game out of first place.
- OSU was the No. 7 national seed in last year's NCAA Championship, the program's highest ever tourney seeding, and was an NCAA Regional host for the fourth time under Josh Holliday; the Pokes advanced to the NCAA Regional finals for the sixth time under Holliday.
- Led by Nolan McLean and Roc Riggio, OSU returns six position starters and 13 letterwinners from '22.
- The 2023 season is OSU's 11th under head coach Josh Holliday, who is 366-202-2 at his alma mater. The Cowboys have earned an NCAA Region berth each year under his watch.

About Austin Peay

- Austin Peay is 2-6 and on a four-game losing streak.
- Roland Fanning is in his first season as APSU's head coach. Fanning served two stints on Josh Holliday's staff at OSU, first as volunteer assistant in 2013 and 2014 then as director of player development from 2019-22.
- This will mark the first-ever time OSU and APSU have met on the diamond.
- APSU's starting pitching rotation vs. the Cowboys is expected to be:
Friday: LHP Nick James — 1-1, 4.66 ERA in two starts; 12 K, 3 BB in 9.2 IP
Saturday: RHP Lyle Miller-Green — 0-1, 13.50 ERA in two starts; 6 K, 7 BB in 6.0 IP
Sunday: RHP Jacob Kush — 0-0, 10.50 ERA in two starts; 8 K, 6 BB in 6.0 IP

R-E-S-P-E-C-T

OSU was ranked as high as No. 8 in the preseason national polls, getting that ranking from *USA TODAY* Sports. This week, the Cowboys are ranked No. 12 by *DIBaseball*, 13th by *USA Today*, 18th by the NCBWA, 21st by *Baseball America*, 23rd by *Collegiate Baseball* and 24th by *Perfect Game*.

OSU has been nationally ranked for 40 consecutive weeks dating back to the 2021 preseason polls. The Cowboys reached No. 2 twice in 2022, marking their highest-ever ranking under Josh Holliday.

From March 4, 2013 to April 3, 2017, a streak of 77 consecutive weeks, OSU was ranked in at least one national poll. During that time, the Cowboys spent 18 weeks in the Top 10, climbing as high as No. 3. They have finished in the top 10 in the final polls twice under Josh Holliday — 10th in 2014 and fourth in 2016.

Big 12 Love For The Pokes

The Cowboys placed four players on the 2023 Preseason All-Big 12 Team as Marcus Brown, Nolan McLean, Roc Riggio and Juaron Watts-Brown earned that distinction. Additionally, Watts-Brown was named the Big 12 Preseason Pitcher of the Year and Big 12 Preseason Newcomer of the Year.

OSU was picked to finish second in the Big 12 standings, getting four first-place votes from the league's coaches. Two-time defending champion TCU collected five first-place votes to edge OSU as the favorite.

All-American Golden Cowboys

Juaron Watts-Brown and Nolan McLean are both consensus Preseason All-Americans.

Watts-Brown, the Cowboys' sophomore right-handed pitcher, was a second-team pick by *DIBaseball* and *Baseball America* and a third-team choice by *Collegiate Baseball*, *Perfect Game* and the NCBWA.

A two-way standout, McLean was named a Preseason All-American as a utility player and earned second-team status from *DIBaseball* and *Collegiate Baseball* and third-team honors from *Baseball America*, *Perfect Game* and the NCBWA.

Both McLean and Watts-Brown are also on the Golden Spikes Award Preseason Watch List, which includes 55 of the nation's top amateur players.

Joining the McLean/Watts-Brown duo as a Preseason All-American is second baseman Roc Riggio, who was a third-team selection by *Baseball America* and *DIBaseball*.

New Faces

OSU's roster includes 23 newcomers, and the Cowboys brought in a recruiting class and transfer class that were both ranked in the top 10 nationally.

The group of newcomers includes 12 freshmen, six Division I transfers and five players who joined the Pokes from the JUCO ranks.

Shoes To Fill

Seven pitchers from OSU's 2022 roster were MLB Draft picks and only one — Nolan McLean — is back for the 2023 season as five signed pro contracts and one transferred.

That group of six hurlers lost — Justin Campbell, Trevor Martin, Victor Mederos, Roman Phansalkar, Bryce Osmond and Kale Davis — combined for 128 appearances (48 starts), 28 wins, 460 strikeouts and 372 1/3 innings pitched a year ago.

GAME NOTES



JOSH HOLLIDAY

Head Coach,
11th Season

Josh Holliday returned home to Stillwater in 2012 poised to lead the Oklahoma State baseball program back to national prominence, and he has done just that over the decade.

Holliday took over OSU baseball on June 8, 2012, when he was named the 15th head coach in program history. The Oklahoma State alumnus and native of Stillwater had served the previous three seasons as an assistant coach at Vanderbilt and established himself as one of the nation's top assistant coaches over a span of just over a decade.

Holliday's hire has paid huge dividends as he has led the OSU program back to national prominence in his first eight seasons at the helm.

Since Holliday took over the reins, the Cowboys have never failed to make the postseason as he has guided them to eight NCAA Regional appearances. During his tenure, the program has also celebrated three Big 12 Conference championships, including the program's first-ever regular season title, three NCAA Super Regional berths and a return to the College World Series for the first time since his playing days in 1999.

Over the last 10 years, OSU has won 362 games, the second-highest win total among Big 12 teams during that span, and has finished first or second in the conference standings six times. His win total ranks as the second highest in program history, trailing only hall of famer Gary Ward's 953.

OSU's impressive 2016 run saw the Pokes make their 20th College World Series appearance, and Holliday became one of only 17 people in NCAA history to reach the CWS as both a player and head coach after playing for OSU teams in 1996 and 1999 that advanced to Omaha.

Holliday, who was named the 2016 ABCA/Diamond Midwest Regional Coach of the Year, guided OSU to a 43-22 overall record, and the Cowboys finished the season ranked No. 4 in the final national polls.

Holliday is the first former OSU player to serve as the program's head coach. A four-year letterwinner for the Cowboys from 1996-99, Holliday was a starter on Cowboy teams that made four NCAA Tournament appearances and reached the College World Series in 1996 and 1999.

During a career that spanned 256 games, which ranks second all time at OSU, Holliday compiled a career .311 batting average to go along with 53 home runs, 62 doubles and 237 RBIs. He was inducted into the OSU Baseball Hall of Fame in 2003.

Holliday was a three-time All-Big 12 performer, earning first-team honors in 1998 (at catcher) and 1999 (at third base). He was a second-team selection as a utility player in 1997 and was named the Big Eight Conference Freshman of the Year and a Freshman All-American in 1996.

Holliday was selected in the 1999 Major League Baseball Draft by Toronto in the ninth round and spent two years in the Blue Jays organization. Following his professional baseball career, Holliday returned to Stillwater and joined the OSU coaching staff, where he served as an assistant for three seasons. He was a student assistant in 2001 before joining the full-time staff the following year.

Holliday left Stillwater to continue his coaching career in 2004, and over an 11-year span, he served as an assistant coach at some of the nation's top baseball programs, serving stints on the staffs at North Carolina State, Georgia Tech, Arizona State and Vanderbilt. He coached on seven NCAA Tournament teams and three of those advanced to the College World Series (Georgia Tech in 2006, Arizona State in 2009 and Vanderbilt in 2011).

Holliday Year-By-Year At OSU

	Overall	Big 12
2013	41-19	13-10
2014	48-18	18-6
2015	38-20	14-8
2016	43-22	16-8
2017	30-27	8-14
2018	31-26-1	16-8
2019	40-21	14-9
2020	13-5	0-0
2021	36-19-1	12-12
2022	42-22	15-9
2023	5-3	0-0
Totals	367-202-2 (.644)	126-84 (.600)

THE JOSH HOLLIDAY FILE

- **1996-99:** Played at Oklahoma State
- **1999-00:** Played in Toronto Blue Jays organization
- **2001-03:** Oklahoma State assistant coach
- **2004:** North Carolina State assistant coach
- **2005-07:** Georgia Tech assistant coach
- **2008-09:** Arizona State assistant coach
- **2010-12:** Vanderbilt assistant coach
- **2013-pres.:** Oklahoma State head coach

K Kounter

The 2022 OSU pitching staff shattered the program record for strikeouts in a season with 679, besting the previous mark by 91.

The Cowboys' 679 strikeouts ranked fifth nationally, and they ranked seventh in the NCAA in strikeouts per nine innings at 10.7.

No-No, No-No

OSU achieved one of the rarest of baseball feats when it tossed no-hitters in consecutive games last week, first in a midweek contest against California Baptist followed by the opening game of a double-header with LMU.

At this point, it's only the third confirmed time in NCAA Division I history that a team has thrown a no-hitter in back-to-back games and the first time it's been accomplished in two nine-inning games. On March 27, 1968, Florida State tossed consecutive no-hitters against Springfield College (7 innings) and Wake Forest (9 innings); in 1971, Vanderbilt had back-to-back, seven-inning no-hitters in a doubleheader against Louisville.

OSU also became the first team in Big 12 history to record two no-hitters in the same season.

The no-hitter against CBU was the 12th in Cowboy Baseball history as five OSU pitchers combined for the feat. Janzen Keisel worked the first 5 1/3 innings, striking out 11 along the way, before Isaac Stebens tossed two innings in relief. Drew Blake and Evan O'Toole both recorded outs in the eighth, and Nolan McLean earned the save with a perfect ninth.

It was the program's first no-hitter since Justin Campbell achieved the feat against Kansas on May 8, 2021. It was also the third combined no-hitter by OSU and the first since Jason Bell, Brent Nichols, Rob Gaiko and Marcus Cuper no-hit Missouri Southern on March 16, 1993.

Just four days later, OSU's Juaron Watts-Brown teamed with O'Toole and McLean to no-hit LMU. Watts-Brown worked six innings and struck out eight before O'Toole spelled him to begin the seventh. After two innings, O'Toole yielded to McLean, who came on in the ninth to secure the no-no.

OSU now counts six no-hitters in games that went nine innings as last week's efforts joined the 1993 combined no-no, Campbell's in 2021 and no-hitters by Bob Richardson in 1968 and Jim Wixson in the 1960 College World Series.

Counting the final out against Arkansas on Feb. 19 and the first two outs of the doubleheader nightcap against LMU, the Cowboys went a combined 19 innings over a four-game stretch without allowing a hit.

Inside The Numbers

- Nolan McLean is tied with Georgia Tech's Terry Busse for the NCAA saves lead with four.
- McLean also ranks fifth nationally by having drawn 13 walks.
- Juaron Watts-Brown ranks second in the Big 12 with 14 strikeouts.
- Evan O'Toole's two wins, both of which came in relief, are tied for the Big 12 lead and also tied for sixth nationally.

Two-Way Talent

Nolan McLean's powerful bat was a fixture in the middle of the Cowboys' order in 2022, and he also emerged as OSU's closer. That combination led to him being named a Perfect Game All-American and a semifinalist for the John Olerud Two-Way Player of the Year Award.

A native of North Carolina, McLean also became the third player in OSU history to earn All-Big 12 honors at two different positions — he was named to the All-Big 12 First Team as a utility player, was an All-Big 12 Second Team selection as a relief pitcher and collected honorable mention All-Big 12 plaudits as an infielder.

McLean slugged a team-high 19 home runs and hit .285 with 16 doubles and 47 RBIs while spending the majority of his time at third base. He was OSU's second-leading hitter in Big 12 play, posting a .330 average to go along with seven homers and 20 RBIs.

On the mound, McLean made 23 relief appearances and posted a 2-1 record and five saves while recording 39 strikeouts in 25 1/3 innings. Four of his saves came in league play.

McLean spurned professional baseball to return to Stillwater after being selected with the first pick of the third round of last July's Major League Baseball Draft by the Baltimore Orioles.

Random Fact: McLean was a quarterback on the OSU football team during the 2020 season.

What Can Brown Do For You

Marcus Brown developed into the Cowboys' everyday shortstop as a sophomore in 2022 and thrived in that role, hitting .316 with 15 doubles, four homers and 31 RBIs to earn honorable mention All-Big 12 status.

Brown went on a tear at the plate during conference play. He entered league action hitting .256 but posted a .318 average against conference foes to boost that mark.

Brown, who also turned in the longest hitting streak by a Poke last season at 13-games, was named a Cape Cod League All-Star over the summer after starring for the Chatham Anglers.

Random Fact: Brown was named the 2021 Appalachian League Player of the Year as a member of the Elizabethton River Riders.

GAME NOTES

COWBOY BASEBALL BY THE NUMBERS

2,706/.661	OSU entered the 2023 season, the 112th in program history, with 2,748 wins and a .661 winning percentage
209	OSU's 209 All-Big 12 selections are the most of any program in conference history
132	OSU Cowboys have earned All-American honors 132 times in the program's history
100	Career home runs by Cowboy Pete Incaviglia, an NCAA record
61	OSU's record for wins in a season, set in 1984 & 1988
58	Consecutive game hitting streak for Robin Ventura in 1987, an NCAA record
48/143	Number of home runs & RBIs for Pete Incaviglia during the 1985 season, both NCAA records
54	Number of Cowboys to earn All-Big 12 First Team honors
47	NCAA Tournament berths for OSU, the fourth-highest total all time
33	Conference championships for the Cowboys (24 Big Eight, 5 Missouri Valley, 4 Big 12)
27	Cowboys have been named first-team All-American
24	Big Eight Conference championships, a record
20	College World Series appearances by OSU, which ranks sixth all time
19	Cowboys drafted in the first round of the Major League Baseball Draft
16	OSU won an NCAA record 16-straight Big Eight Conference championships from 1981-1996
15	Top 10 finishes in Baseball America final season polls (since 1981)
7	50 win seasons by the Cowboys
6	Berths in the College World Series championship game
5	NCAA Super Regional appearances by the Cowboys – 1999, 2007, 2014, 2016, 2019
4	Cowboys in the National College Baseball Hall of Fame – Robin Ventura, Pete Incaviglia, Gary Ward & Tom Borland
3	Cowboys named Big 12 Conference Pitcher of the Year – Thomas Hatch (2016), Michael Freeman (2014) & Andrew Heaney (2012)
2	Cowboy alumni who have been Major League Baseball managers – Robin Ventura (White Sox) & John Farrell (Blue Jays, Red Sox)
2	Cowboys named Big 12 Conference Player of the Year – Zach Fish (2014) & Tyler Mach (2006)
1	National championship for OSU, in 1959
1	Golden Spikes Award winner – Robin Ventura in 1988

Roc Rolled

Roc Riggio enjoyed a Freshman All-American season in 2022, starting 53 games for the Cowboys and hitting .295 with 11 home runs, 14 doubles and 47 RBIs.

The second baseman caught fire at the plate in the postseason and was named to the all-tournament team at both the Big 12 Baseball Championship and the NCAA Stillwater Regional. In 10 games, he hit .458 (22-for-48) with six doubles, five homers and 19 RBIs.

Random Fact: As an eighth grader, Riggio committed to play baseball at UCLA.

Bat Man

Another reliable bat in the middle of the Cowboys' 2022 batting order returned this season in the form of David Mendham.

In his first season in Stillwater after transferring from South Carolina, Mendham started 57 games (50 at first base) and hit .276 with 16 doubles, 11 homers and 45 RBIs.

Mendham, who was an honorable mention All-Big 12 pick, committed just one fielding error on the season.

Random Fact: Mendham is dating OSU softball All-American pitcher Kelly Maxwell.

Fab Frosh

Zach Ehrhard was a unanimous pick for the Big 12 All-Freshman Team last season as he proved to be one of the Cowboys' most consistent hitters and a fixture at the top of the lineup.

The Florida native finished second on the team with a .332 batting average and 23 multi-hit games and led the Pokes with 18 stolen bases on 23 attempts. He also had a streak of 23 games reaching base safely, the longest by an OSU player on the season.

Ehrhard started 44 games in right field and 11 in center field in 2022 but is expected to take over center field duties as a sophomore.

Random Fact: At Wharton High School, Ehrhard was coached by MLB Hall of Famer Wade Boggs, who was a volunteer coach for the baseball team.

Meet The New Guy

OSU bolstered its pitching staff with the addition of transfer Juaron Watts-Brown, who has emerged as the Friday night starter in the Cowboys' weekend rotation.

Watts-Brown transferred to OSU after earning Freshman All-America honors at Long Beach State last season. The right-handed pitcher went 4-4 with a 3.68 ERA in 15 appearances, including 12 starts, for the Dirtbags and racked up 111 strikeouts in 73 1/3 innings.

During the month of May, Watts-Brown went 3-0 with a 1.64 ERA and 55 strikeouts in 33 innings, and he posted double-digit strikeout games in four of his last five starts of the season.

Watts-Brown's first collegiate season also saw him toss the first complete game no-hitter in LBSU history, and he set the school record for strikeouts per nine innings in a season with 13.62.

Random Fact: Watts-Brown was named the West Yosemite League Player of the Year in baseball, football and basketball during his prep career at Hanford High School; he played quarterback on the gridiron and forward in hoops.

Stillwater Slingers

A pair of hometown hurlers have stepped up for the Cowboys this season.

Southpaw Drew Blake picked up the win in relief in the season opener against Missouri as the redshirt freshman worked two scoreless innings in relief. Blake is tied for the team lead with four appearances.

Isaac Stebens tossed four shutout innings out of the bullpen in his debut against Vanderbilt, then worked two more scoreless frames with four Ks in the combined no-hitter against Cal Baptist. The righty is in his first season with the Pokes after a JUCO All-American career at Cowley County CC.

Random Fact: Drew Blake's dad, Randy, was teammates with Josh Holliday on the Stillwater High School football team in the mid-1990s; Holliday was the Pioneers' quarterback, while Blake starred at wide receiver.

Dominant Debut

Janzen Keisel made history in his first appearance in an Oklahoma State uniform.

A sophomore right-hander, Keisel was the starting pitcher for the Cowboys last week against California Baptist and worked the first 5 1/3 innings of a combined no-hitter against the Lancers at O'Brate Stadium.

Keisel, a transfer from BYU, racked up 11 strikeouts, the most by a Big 12 pitcher in a game this season, and issued just one walk in OSU's 2-0 victory. He combined with four other Cowboys for the no-hitter, which marked the 12th no-no in program history and was the first combined no-hitter for OSU since 1993.

For his efforts, Keisel was honored as the Big 12 Newcomer of the Week and was also named one of Collegiate Baseball's National Players of the Week.

Random Fact: On March 11, 2022, as a freshman at BYU, Keisel was the starting pitcher against OSU in a game at Globe Life Field in Arlington, Texas. He worked five shutout innings, allowing two hits and striking out six, in a game the Cougars won, 3-0.

GAME NOTES

JUST SAY NO



OSU's 2023 roster includes five players who have been Major League Baseball Draft picks.

Name	Year Drafted	Team	Round
Ben Abram	2018	San Diego	37th
Zach Ehrhard	2021	Boston	13th
Nolan McLean	2022	Baltimore	3rd
Roc Riggio	2021	Milwaukee	11th
Ryan Ure	2021	Texas	16th

HERE, THERE, EVERYWHERE

A breakdown by venue of the Cowboys' record under Josh Holliday.

Year	Home	Away	Neutral
2013	24-7	9-7	8-5
2014	25-10	13-4	10-4
2015	19-8	9-9	10-3
2016	18-7	19-8	6-7
2017	16-14	6-10	8-3
2018	12-10-1	15-14	4-2
2019	19-7	12-11	9-3
2020	10-1	2-2	1-2
2021	23-8-1	8-7	5-4
2022	21-12	16-5	5-5
2023	3-1	1-0	1-2
Totals	190-85-2 (.690)	110-77 (.588)	67-40 (.626)

IN THE CLASSROOM

For the fall 2022 semester, the Cowboys posted a team grade point average of 3.4, continuing a trend that has seen the program thrive academically under Josh Holliday's leadership.

The program's academic achievements during Holliday's tenure as head coach include:

- 107 graduates
- 10 Cowboys who have graduated with honors
- 124 Academic All-Big 12 selections
- Big 12-record 20 Academic All-Big 12 performers in 2021
- 359 players on OSU Dean's & President's Honor Rolls
- 3 consecutive years (2020-22) as ABCA Team Academic Excellence Award winner (3.0 or above team GPA)

Freshman Swinging A Hot Bat

Eight games into his first collegiate season, Nolan Schubart has proven to be a powerful addition to the OSU lineup.

The left-handed hitting outfielder has hit safely in the Cowboys' last five games and boasts a .375 batting average. He was 4-of-10 with two homers and three RBIs in the LMU series, and his seventh inning round-tripper provided the lone run in OSU's series opening win.

Schubart followed that with a 3-for-6 effort in a win at Missouri State in which he slugged two tape-measure homers en route to six RBIs.

The frosh leads the Big 12 with four homers and is second with an .875 slugging percentage.

Random Fact: Schubart was originally committed to play at Michigan before a coaching change there led to him signing with the Cowboys.

Holding Down The Hot Corner

Aidan Meola battled injuries throughout his freshman season in 2022 but has been a standout for the Cowboys through the first two weeks of the season.

Meola leads OSU with a .379 batting average and has hit safely in seven consecutive games. He has four multi-hit games and is tied for the team lead with three doubles.

He has also flashed the leather at third base, where he has not committed an error and had a pair of stellar defensive plays - one of them in the ninth inning - to help the Cowboys record a no-hitter against California Baptist.

Random Fact: Aidan is the son of Tony Meola, the former goalkeeper for the United States Men's National Soccer Team who played in the 1990, 1994 and 2002 World Cups and was inducted into the United States Soccer Hall of Fame in 2012.

Cowboy Country

OSU's 2023 roster includes players from 20 different states and Canada.

THIS IS COWBOY BASEBALL

COWBOYS IN THE PROS



Name (Yrs. at OSU)

Team

Thomas Hatch, RHP (2014-16)	Toronto Blue Jays
Andrew Heaney, LHP (2010-12)	Texas Rangers
Jonathan Heasley, RHP (2017-18)	Kansas City Royals



Triple A

Peyton Battenfield, RHP (2017-19)	Columbus (Guardians)
Trey Cobb, RHP (2014-17)	Lehigh Valley (Phillies)
Ben Loeper, RHP (2016-20)	Iowa (Cubs)
Donovan Walton, INF (2013-16)	Sacramento (Giants)
Garrett Williams, LHP (2014-16)	Las Vegas (A's)

Double A

Brady Basso, LHP (2017-19)	Midland (Athletics)
Jensen Elliott, RHP (2016-19)	Bowie (Orioles)
Christian Encarnacion-Strand, 3B (2021)	Chattanooga (Reds)
Logan Gragg, RHP (2019)	Springfield (Cardinals)
Matt Kroon, INF (2018)	Reading (Phillies)
Jake Lyons, RHP (2019)	Bowie (Orioles)
Victor Mederos (2022)	Rocket City (Angels)
Andrew Navigato, INF (2019)	Erie (Tigers)
Kaden Polcovich (2020)	Arkansas (Mariners)

High A

Trevor Boone, OF (2017-19)	Spokane (Rockies)
Max Hewitt, UTL (2018-21)	Great Lakes (Dodgers)
Colin Simpson, C (2016-19)	Spokane (Rockies)
Brett Standlee, RHP (2019-21)	Eugene (Giants)

Single A

Zach Cable, RHP (2020-21)	Kannapolis (White Sox)
Griffin Doersching, 1B (2022)	Lake Elsinore (Padres)
Roman Phansalkar, RHP (2020-22)	Inland Empire (Angels)
Jake Thompson, 3B (2020-22)	Jupiter (Marlins)
Caeden Trenkle, OF (2020-22)	Stockton (A's)
Justin Wroblewski, LHP (2021)	Rancho Cucamonga (Dodgers)

Rookie

Justin Campbell, RHP (2020-22)	Guardians organization
Trevor Martin, RHP (2021-22)	FCL Rays (Rays)
Hueston Morrill, INF (2019-22)	FCL Yankees (Yankees)
Bryce Osmond, RHP (2020-22)	ACL Angels (Angels)

High Five

Oklahoma State entered the 2023 season as the fourth-winningest team in NCAA baseball history in terms of winning percentage at .661.

Team	Seasons	Wins	Losses	Ties	Pct.
1. Texas	126	3,623	1,375	31	.724
2. Florida State	75	3,001	1,162	11	.720
3. Miami (Fla.)	78	2,721	1,149	18	.702
4. Oklahoma State	111	2,748	1,408	6	.661
Arizona State	111	2,969	1,522	8	.661

2,748 & Counting

Oklahoma State began the 2023 season 14th on the NCAA's all-time Division I wins list with 2,748. The Cowboys are one of only 19 programs in Division I history to reach 2,700 victories, and of those, only one — Florida State and Miami (FL) — have played fewer seasons than OSU's 111.

Star Studied

With Robin Ventura (volunteer asst.) and Jordy Mercer (student asst.) on staff, OSU has a coaching duo unique in college baseball. Between them, Ventura and Mercer played in over 3,000 Major League Baseball games over 26 seasons.

Ventura racked up six Gold Gloves as a third baseman for the White Sox, Mets, Yankees and Dodgers and also spent five seasons (2012-16) as the manager of the White Sox, leading them to 375 wins.

Mercer was on three playoff teams for the Pirates and ranked in the top four in the National League in fielding percentage among shortstops four times. He also played for the Tigers, Yankees and Nationals.

Orange Blood

Baseball — and Oklahoma State — is a family affair for Josh Holliday.

Josh's father, Tom, served as an OSU assistant coach for 19 years then took over as the Cowboys' head coach from 1997-2003, leading the program to a College World Series appearance in 1999 (and coaching Josh in his final three college seasons). Tom spent four decades as a collegiate coach and was inducted into the OSU Cowboy Baseball Hall of Fame in 2016.

Josh's younger brother, Matt, was a Major League Baseball standout from 2004-18 who was named to seven All-Star teams in 15 career seasons with the Rockies, Athletics, Cardinals and Yankees. Matt was on the OSU staff as a volunteer assistant from 2019-22.

Josh's uncle, Dave Holliday, was an OSU assistant coach from 1981-87 and has since held a variety of roles in Major League Baseball, including his current spot as a professional scout for Philadelphia.

Building A Winner

In 10 seasons as head coach at his alma mater, Josh Holliday has built a sparkling resume.

- The Cowboys have earned nine NCAA Regional berths, advanced to three Super Regionals and played in the College World Series for the first time since Holliday was a senior for the Cowboys in 1999.
- OSU has finished first or second in the Big 12 Conference standings six times, claiming the program's first-ever regular season Big 12 title in 2014 and finishing second in 2013, 2015, 2016, 2018 and 2022.
- The Pokes have added three Big 12 championships to the program's total. In 2014, OSU won its first-ever Big 12 Conference regular season championship, and the 2017 club captured the second Big 12 Championship title in program history. The Cowboys also claimed the conference tourney title in 2019.
- OSU hosted NCAA Regionals in 2014, 2015 and 2022 and was the top-seeded team each time. The Cowboys were a national seed twice — No. 7 in 2022 and No. 9 in 2019.
- Holliday has coached 83 All-Big 12 performers, 12 All-Americans, two Big 12 Pitcher of the Year honorees, two Big 12 Newcomer of the Year winners and a Big 12 Player of the Year.
- With 362 wins, Holliday ranks second on OSU's all-time head coach wins list behind hall of famer Gary Ward, who guided the Pokes to 953 victories in 19 seasons.

Go Pro

During Josh Holliday's tenure as head coach, OSU has had 58 players selected in the Major League Baseball Draft. Twenty-two of those were top 10 round picks, including two first-rounders in Jason Hursh and Justin Campbell; in 2022, a program-record seven Cowboys were top-10 round picks.

In 2016, OSU tied a program record with 11 MLB Draft picks. (The 2007 Cowboys also had 11 draftees). The 11 draft picks tied the Cowboys with Mississippi State for the third most of any Division I program in 2016 behind only Texas A&M (13) and Southern California (12).

OSU's nine 2022 draftees were the fourth most in program history and tied for the third most among Division I schools in '22.

The Wizard

In 10 seasons under Rob Walton's direction, OSU's pitching staffs have thrived.

The Cowboys' success under Walton includes 32 All-Big 12 pitchers, four first-team All-Americans, (Brendan Mc Curry, Michael Freeman, Thomas Hatch and Justin Campbell), two Big 12 Pitcher of the Year winners (Freeman and Hatch) and 31 MLB Draft picks, including two first rounders (Campbell and Jason Hursh).

Walton pitched on four College World Series teams at OSU from 1983-86.

O'BRATE STADIUM

O'BRATE STADIUM QUICK FACTS

Architects Studio Architecture

Jim Hasenbeck, Project Principal

Joshua Hill, Project Architect

Construction Manager Manhattan Construction Co.

Chad Kendrick, Senior Project Manager

Jay Cheves, Assistant Project Manager

Justin Fegel, Senior Superintendent

Kevin Atnip, Senior Superintendent

Wade Woodard, Project Engineer

Taylor West, Project Engineer

Janna Benear, Field Office Manager

Justin Talbert, Safety & Risk Manager

Groundbreaking February 6, 2018

Dedication August 14, 2020

(O'Brate family & friends and OSU players & coaches in attendance)

Official Dedication May 20, 2021

First Game February 24, 2021 vs. Little Rock

Capacity 3,500 (permanent) 8,000 (expanded)

Premium Seats 420

Suites 11

Largest Crowd 7,811 vs. Oklahoma (April 9, 2022)

Dimensions

Left-Field Line..... 330 ft.

Left-Field Power Alley 375 ft.

Center Field 402 ft.

Right-Field Power Alley..... 375 ft.

Right-Field Line 320 ft.

Oklahoma State University

Burns Hargis, President

Mike Holder, Director of Athletics

John Houck, Manager, Cowboy Athletic Facilities

All-Time Record at O'Brate Stadium..... 44-19-1



If You Build It...

OSU ranked eighth nationally in average home attendance in 2022; in the 32 home dates at O'Brate Stadium, the Cowboys averaged 5,580 fans.

OSU's total of 178,566 fans at O'Brate Stadium last season ranked ninth in the NCAA.

In a dozen Big 12 Conference games at home, OSU averaged 6,211 fans.

Oklahoma State began play in its new baseball complex, O'Brate Stadium, in 2021. Work on the \$75 million project (\$60 million in construction costs), which is located at the corner of Washington Street and McElroy Road, began in February 2018 and was completed during the spring of 2020.

Named after serial entrepreneur Cecil O'Brate, who gave \$35 million toward the project, O'Brate Stadium was officially dedicated on May 20, 2021.

Inspired by Boone Pickens Stadium, the new home of the Cowboys has several amenities that cater to fans and players alike. The complex includes 3,500 permanent seats, 11 suites and 420 premium seats in dedicated club and suite areas. Seating can be expanded to 8,000 as needed.

The concourse area encompasses the entire playing field and features restroom and concession stands down the first-base and third-base lines, plus restrooms and spaces for temporary options such as food trucks in the outfield. Other features of the concourse area are tailgating tents, refreshment areas down both the right field and left field lines, a dedicated student section with special loge seating and terrace seating in the outfield that serves families with young children and groups looking for space and the ability to move around freely while watching games.

A 2,000-square foot video board allows for top-of-the-line graphics and video content to further enhance the game day experience, and fans benefit from a large parking lot that accommodates about 600 vehicles beyond center field.

The playing surface is natural grass and features a top-of-the-line drainage system. A second artificial turf infield is used for practice and is one-third of a maximum-efficiency "training triangle" area that also includes an indoor facility and a pitching lab that allows the Cowboys to practice year-round, regardless of weather conditions, without having to utilize the ballpark's main playing surface.

There are several notable cutting-edge technology features for swing training and pitching development built into the complex, including the TrackMan system, which measures pitch velocity, exit speed, launch angle, distance and more. Additionally, pitchers benefit from specialized equipment built for arm care and injury prevention.

Situated along the left-field line, the clubhouse and team room areas provide plush accommodations for the Cowboys, starting with a 7,400-square-foot locker room and player lounge space that has top-of-the-line lockers for each player. In that same area are a nutrition center that includes a sports performance pantry and fueling station and can accommodate the Cowboys' game day nutrition needs, a tiered-seated classroom that seats 50 and a fully modernized grand entrance that leads to the new operations center.

The operations center houses a sports medicine area with state-of-the-art hydrotherapy equipment, a modern weight room and a baseball-specific laundry center and equipment room. Former players have a dedicated space within the operations center that includes lockers they can utilize when returning to campus to continue their professional baseball training while finishing out their academic degree programs.

"Our vision was to build a facility that would allow us to develop players at the highest level, teach leadership concepts and principles, embrace the team concept and provide a first-class experience for our loyal fans and alumni," said head coach Josh Holliday. "When we set out to do this, we wanted to do it with our Stillwater community in mind and capture the same game day passion we see on display each Saturday at Boone Pickens Stadium and throughout the winter at Gallagher-Iba Arena. The end result was exactly what we wanted. We accomplished our goal, and it is beyond anything I could have envisioned."



The home of Cowboy Baseball bears the name of Cecil O'Brate, who gave \$35 million toward the project.

Born in Enid, Okla., O'Brate attended Oklahoma State (then Oklahoma A&M) from 1946-48 and went on to a career as a self-made serial entrepreneur. He is the owner, developer, and operator of multiple businesses in numerous and diverse industries such as agriculture, banking, manufacturing, energy, hospitality, real estate, alternative energy, medicine, and food science.

"OSU has always had a special place in my heart," O'Brate said. "My time at what was then Oklahoma A&M provided a strong foundation for the successes I have achieved over the years. I am honored to give back to the university that gave me my start 70 years ago. When I look at OSU today, I see a university that continues to enrich and inspire students. These students will carry the traditions and heart of OSU out into the world. For that reason, I am proud to give to OSU and the new generations of Cowboys. Go Pokes!"



COWBOYS IN THE RANKINGS

Baseball America (Feb. 27)

1. LSU	6-1
2. Florida	7-1
3. Stanford	5-2
4. Louisville	6-1
5. Vanderbilt	5-3
6. Tennessee	6-2
7. Wake Forest	9-0
8. Ole Miss	6-1
9. Arkansas	5-2
10. Miami (FL)	7-1
11. TCU	4-3
12. Texas A&M	4-3
13. Virginia Tech	5-2
14. UCLA	5-2
15. Virginia	7-0
16. Florida State	6-1
17. Maryland	3-4
18. Texas Tech	8-0
19. Oregon State	6-1
20. East Carolina	5-1
21. Oklahoma State	4-3
22. North Carolina	4-3
23. Auburn	5-1-1
24. North Carolina State	7-0
25. Southern Miss	5-2

D1Baseball (Feb. 27)

1. LSU	6-1
2. Stanford	5-2
3. Tennessee	6-2
4. Ole Miss	6-1
5. Wake Forest	9-0
6. Florida	7-1
7. Vanderbilt	5-3
8. Arkansas	5-2
9. East Carolina	5-1
10. TCU	4-3
11. Virginia Tech	5-2
12. Oklahoma State	4-3
13. North Carolina	4-3
14. Louisville	6-1
15. Texas A&M	4-3
16. Florida State	6-1
17. UCLA	5-2
18. Maryland	3-4
19. Virginia	7-0
20. Alabama	8-0
21. North Carolina State	7-0
22. Miami (FL)	7-1
23. South Carolina	8-0
24. Texas Tech	8-0
25. Southern Miss	5-2

NCBWA (Feb. 27)

1. LSU	6-1
2. Florida	7-1
3. Wake Forest	9-0
4. Stanford	5-2
5. Ole Miss	6-1
6. Tennessee	6-2
7. Arkansas	5-2
8. Vanderbilt	5-3
9. East Carolina	5-1
10. Louisville	6-1
11. Virginia	7-0
12. TCU	4-3
13. UCLA	5-2
14. Virginia Tech	5-2
15. Texas A&M	4-3
16. Texas Tech	8-0
17. Miami (FL)	7-1
18. Oklahoma State	4-3
19. North Carolina	4-3
20. North Carolina State	7-0
21. Alabama	8-0
22. Southern Miss	5-2
23. Florida State	6-1
24. South Carolina	8-0
25. Maryland	3-4
26. Oregon State	6-1
27. Auburn	5-1-1
28. Grand Canyon	6-2
29. UC Santa Barbara	5-2
30. Georgia Tech	7-0

Collegiate Baseball (Feb. 27)

1. LSU	6-1
2. Wake Forest	9-0
3. Florida	7-1
4. Louisville	6-1
5. Miami (FL)	7-1
6. Tennessee	6-2
7. Stanford	5-2
8. Arkansas	5-2
9. Vanderbilt	5-3
10. UCLA	5-2
11. UC Santa Barbara	5-2
12. Virginia	7-0
13. Texas Tech	8-0
14. East Carolina	5-1
15. Ole Miss	6-1
16. Georgia Tech	7-0
17. Florida State	6-1
18. Oregon State	6-1
19. North Carolina State	7-0
20. TCU	4-3
21. North Carolina	4-3
22. Texas A&M	4-3
23. Oklahoma State	4-3
24. Iowa	5-1
25. Southern Miss	5-2
26. Auburn	5-1-1
27. Alabama	8-0
28. Virginia Tech	5-2
29. South Carolina	8-0
30. San Diego	5-0-1

USA TODAY Sports (Feb. 27)

1. LSU	6-1
2. Tennessee	6-2
3. Wake Forest	9-0
4. Stanford	5-2
5. Ole Miss	6-1
6. Florida	7-1
7. Vanderbilt	5-3
8. Arkansas	5-2
9. East Carolina	5-1
10. Louisville	6-1
11. Virginia Tech	5-2
12. UCLA	5-2
13. Oklahoma State	4-3
14. Virginia	7-0
15. Florida State	6-1
16. Texas Tech	8-0
17. TCU	4-3
18. Texas A&M	4-3
19. Miami (FL)	7-1
20. North Carolina State	7-0
21. North Carolina	4-3
22. Alabama	8-0
23. South Carolina	8-0
24. Oregon State	6-1
25. Maryland	3-4

Perfect Game (Feb. 27)

1. LSU	6-1
2. Stanford	5-2
3. Arkansas	5-2
4. Wake Forest	9-0
5. Tennessee	6-2
6. Ole Miss	6-1
7. Florida	7-1
8. Louisville	6-1
9. Miami (FL)	7-1
10. Vanderbilt	5-3
11. UCLA	5-2
12. Texas Tech	8-0
13. Auburn	5-1-1
14. Virginia	7-1
15. Virginia Tech	5-2
16. TCU	4-3
17. North Carolina State	7-0
18. East Carolina	5-1
19. Florida State	6-1
20. North Carolina	4-3
21. Oregon State	6-1
22. Texas A&M	4-3
23. Southern Miss	5-2
24. Oklahoma State	4-3
25. UC Santa Barbara	5-2

Cowboys Week-By-Week In The National Polls

	Baseball America	USA TODAY	NCBWA	Collegiate Baseball	D1Baseball	Perfect Game
Preseason	15	8	11	12	9	18
Feb. 20	21	No Poll	19	16	15	25
Feb. 27	21	13	18	23	12	24



2023 OVERALL STATISTICS

Record: 5-3 Home: 3-1 Away: 1-0 Neutral: 1-2 Big 12 Conf.: 0-0

Player	avg	gp-gs	ab	r	h	2b	3b	hr	rbi	tb	slg%	bb	hp	so	gdp	ob%	sf	sh	sb-att	po	a	e	fld%
2 Meola, Aidan	.379	7-7	29	2	11	3	0	0	3	14	.483	1	0	7	0	.400	0	0	0-0	2	13	0	1.000
10 Schubart, Nolan	.375	8-6	24	6	9	0	0	4	10	21	.875	2	0	6	0	.423	0	0	0-0	6	0	0	1.000
31 Mendham, David	.344	8-8	32	6	11	3	0	2	4	20	.625	3	0	6	1	.400	0	0	0-0	65	4	0	1.000
7 Riggio, Roc	.258	8-8	31	5	8	1	0	1	5	12	.387	3	3	11	1	.378	0	0	1-1	5	23	3	.903
19 Brown, Marcus	.222	8-8	27	7	6	1	0	1	4	10	.370	2	2	6	2	.313	1	0	1-1	12	20	1	.970
3 Benge, Carson	.200	7-5	20	4	4	2	0	0	3	6	.300	4	1	5	0	.360	0	0	0-0	6	0	1	.857
13 McLean, Nolan	.182	8-8	22	5	4	1	0	1	6	8	.364	13	0	9	1	.486	0	0	2-3	15	0	0	1.000
4 Ehrhard, Zach	.150	6-5	20	1	3	1	0	0	0	4	.200	1	0	7	1	.190	0	1	1-1	5	0	0	1.000

33 Adkison, Chase	.563	5-5	16	4	9	2	0	0	2	11	.688	2	0	1	0	.611	0	1	1-1	49	2	0	1.000
12 Brueggemann, Coli	.455	3-3	11	4	5	3	0	0	2	8	.727	3	0	2	0	.571	0	0	0-0	0	0	0	.000
18 Sylvester, Beau	.333	2-2	6	2	2	1	0	1	1	6	1.000	1	0	2	0	.429	0	0	0-0	2	0	0	1.000
17 Wulfert, Tyler	.071	5-4	14	1	1	1	0	0	0	2	.143	0	1	9	0	.133	0	0	0-0	0	0	0	.000
8 Daugherty, Ian	.000	4-3	7	1	0	0	0	0	1	0	.000	1	0	6	0	.125	0	1	0-0	32	1	0	1.000
5 Crull, Jaxson	.000	6-0	3	0	0	0	0	0	0	0	.000	0	0	2	0	.000	0	0	0-0	0	0	0	.000
6 Holt, Brennan	.000	2-0	1	1	0	0	0	0	0	0	.000	1	0	1	0	.500	0	0	0-0	0	0	0	.000
Totals	.278	8	263	49	73	19	0	10	41	122	.464	37	7	80	6	.380	1	3	6-7	204	71	6	.979
Opponents	.242	8	264	53	64	12	4	10	48	114	.432	31	9	80	1	.339	3	2	1-2	195	65	9	.967

LOB - Team (67), Opp (52). DPs turned - Team (1), Opp (6).

(All games Sorted by Earned run avg)

Player	era	w-l	app	gs	cq	sho	sv	ip	h	r	er	bb	so	2b	3b	hr	b/avg	wp	hp	bk	sfa	sha
23 Watts-Brown, Juaro	2.70	0-0	2	2	0	0/1	0	10.0	7	3	3	3	14	2	0	0	.200	1	2	0	0	1
34 Stebens, Isaac	2.89	0-0	3	0	0	0/1	0	9.1	6	3	3	2	11	1	1	0	.176	1	0	0	0	1

25 O'Toole, Evan	0.00	2-0	4	0	0	0/2	0	5.0	4	5	0	1	3	1	0	1	.211	0	0	0	1	0
30 Shatwell, Kade	0.00	0-0	1	0	0	0/0	0	1.1	1	0	0	1	2	0	0	0	.200	0	0	0	0	0
52 Benzor, Michael	0.00	0-0	1	0	0	0/0	0	1.0	1	0	0	0	1	0	0	0	.333	0	0	0	0	0
36 Hogue, Brant	0.00	0-0	2	0	0	0/0	0	0.2	2	0	0	0	0	0	0	0	.500	0	0	0	0	0
13 McLean, Nolan	2.25	0-0	4	0	0	0/2	4	4.0	3	1	1	1	2	1	0	0	.200	1	0	0	0	0
32 Blake, Drew	4.50	1-0	4	0	0	0/1	0	6.0	4	3	3	4	5	1	0	0	.190	0	0	0	2	0
39 Keisel, Janzen	6.75	0-0	2	2	0	0/1	0	6.2	6	5	5	2	12	2	0	3	.231	1	1	0	0	0
28 Phillips, Brennan	9.82	1-1	2	2	0	0/0	0	7.1	6	8	8	3	6	1	1	1	.207	1	3	0	0	0
55 Abram, Ben	11.12	0-0	3	0	0	0/0	0	5.2	9	7	7	3	5	0	1	2	.346	1	0	0	0	0
22 Davis, Gabe	11.81	0-1	3	0	0	0/0	0	5.1	5	7	7	6	11	1	0	2	.238	1	1	0	0	0
27 Hendry, Brian	13.50	0-0	1	1	0	0/0	0	2.0	3	3	3	1	3	0	0	1	.333	0	0	0	0	0
14 Root, Bayden	17.18	1-1	2	1	0	0/0	0	3.2	7	8	7	4	5	2	1	0	.412	2	2	0	0	0
Totals	6.22	5-3	8	8	0	2/2	4	68.0	64	53	47	31	80	12	4	10	.242	9	9	0	3	2
Opponents	5.95	3-5	8	8	0	0/0	1	65.0	73	49	43	37	80	19	0	10	.278	7	7	2	1	3

PB - Team (1), Daugherty 1, Opp (2). Pickoffs - Team (1), Root 1. SBA/ATT - Adkison (1-1), Abram (1-1), Daugherty (0-1), Watts-Brown (0-1).



2022 BIG 12 STATISTICS

Record: 15-9 Home: 6-6 Away: 9-3 Big 12 Conf.: 15-9

Player	avg	gp-gs	ab	r	h	2b	3b	hr	rbi	tb	slg%	bb	hp	so	gdp	ob%	sf	sh	sb-att	po	a	e	fld%
17 Thompson, Jake	.356	24-24	87	26	31	9	1	8	26	66	.759	23	3	13	2	.500	1	0	1-1	27	1	1	.966
13 McLean, Nolan	.330	24-24	94	20	31	8	0	7	20	60	.638	13	2	41	2	.422	0	0	1-2	15	33	2	.960
19 Brown, Marcus	.318	24-22	85	18	27	5	1	2	6	40	.471	9	3	17	2	.398	1	1	3-3	29	49	6	.929
4 Ehrhard, Zach	.301	21-20	83	20	25	5	0	2	14	36	.434	10	1	22	0	.379	1	1	4-5	45	0	0	1.000
28 Trenkle, Caeden	.281	24-20	64	15	18	4	0	2	13	28	.438	13	4	9	1	.432	0	1	2-3	50	0	1	.980
31 Mendham, David	.276	24-24	98	21	27	6	0	6	19	51	.520	8	1	18	1	.336	0	0	0-1	154	1	1	.994
7 Riggio, Roc	.253	18-18	79	14	20	4	0	2	15	30	.380	7	3	24	0	.337	0	1	0-1	36	45	3	.964
52 Doerschling, Griffin	.232	19-18	69	14	16	2	0	7	20	39	.565	13	3	22	1	.368	2	0	1-1	26	1	0	1.000
33 Adkison, Chase	.226	22-19	62	10	14	3	0	1	12	20	.323	3	2	10	0	.264	5	1	0-1	180	14	0	1.000

36 Bay, John	.400	9-3	10	3	4	2	0	0	0	6	.600	2	2	2	0	.571	0	0	0-2	2	0	0	1.000
8 Daugherty, Ian	.385	7-5	13	2	5	1	0	0	4	6	.462	4	0	3	0	.500	1	0	0-0	41	2	0	1.000
6 Brumbaugh, Cayden	.385	6-2	13	0	5	0	0	1	1	7	.538	0	0	4	0	.385	0	0	0-0	0	7	0	1.000
5 Crull, Jaxson	.273	21-3	22	7	6	0	0	0	1	6	.273	1	0	6	0	.304	0	0	1-1	11	0	0	1.000
1 Morrill, Hueston	.240	11-8	25	5	6	1	0	0	3	7	.280	6	1	7	1	.406	0	2	1-2	11	18	1	.967
15 Brown, Brett	.182	9-1	11	1	2	0	0	0	1	2	.182	0	1	5	0	.250	0	0	0-0	2	0	0	1.000
2 Meola, Aidan	.167	9-4	12	1	2	1	0	0	1	3	.250	1	0	2	1	.231	0	0	0-0	0	0	1	.000
12 Martin, Garrett	.000	5-1	5	0	0	0	0	0	0	0	.000	0	0	3	0	.000	0	0	0-0	1	0	0	1.000
Totals	.287	24	832	177	239	51	3	37	156	407	.489	113	26	208	11	.385	11	7	14-23	633	195	17	.980
Opponents	.243	24	805	134	196	45	2	38	123	359	.446	91	14	223	8	.329	6	3	24-30	625	234	25	.972

LOB - Team (189), Opp (152). DPs turned - Team (10), Opp (13). CI - Team (0), Opp (2). IBB - Team (3), Thompson, J. 1, Ehrhard 1, Brown, M. 1, Opp (4). Picked off - Ehrhard 1.

(Big 12 Conf. games only Sorted by Earned run avg)

Player	era	w-l	app	gs	cg	sho	sv	ip	h	r	er	bb	so	2b	3b	hr	b/avg	wp	hp	bk	sfa	sha
3 Osmond, Bryce	3.62	4-1	7	7	0	0/0	0	37.1	27	16	15	18	43	14	0	4	.201	7	4	2	0	0
27 Campbell, Justin	5.12	5-1	8	8	1	0/0	0	51.0	48	29	29	13	62	9	1	10	.244	1	1	1	1	1
16 Mederos, Victor	6.07	2-2	7	7	0	0/0	0	29.2	28	21	20	8	26	8	0	6	.246	4	2	1	1	1

45 Kyle, Landry	0.00	0-0	1	0	0	0/0	0	0.1	0	0	0	1	0	0	0	0	.000	0	0	0	0	0
22 Stone, Mitchell	3.00	1-0	5	0	0	0/0	0	9.0	7	4	3	3	6	0	0	1	.219	0	0	0	0	1
25 Phansalkar, Roman	3.27	1-0	14	0	0	0/0	0	22.0	21	14	8	14	20	2	0	3	.244	4	1	0	1	0
13 McLean, Nolan	3.27	1-0	10	0	0	0/0	4	11.0	8	5	4	5	13	3	0	1	.200	0	0	0	0	0
34 Marsh, Dillon	5.40	0-0	3	0	0	0/0	0	3.1	2	4	2	4	4	0	0	2	.154	0	0	0	0	0
40 Davis, Kale	5.79	0-0	8	0	0	0/0	0	9.1	5	6	6	7	8	0	0	3	.152	4	1	0	0	0
14 Root, Bayden	6.75	0-0	6	0	0	0/0	0	5.1	6	5	4	3	7	2	0	1	.316	3	2	0	1	0
24 Ure, Ryan	6.75	0-1	3	0	0	0/0	0	1.1	1	1	1	2	0	0	0	0	.200	0	0	0	0	0
54 Martin, Trevor	7.20	1-2	10	2	0	0/0	3	15.0	20	12	12	6	20	5	0	5	.317	1	1	0	1	0
1 Morrill, Hueston	7.36	0-2	6	0	0	0/0	1	11.0	14	9	9	4	11	1	0	2	.311	2	2	0	0	0
53 Bogusz, Ryan	8.44	0-0	6	0	0	0/0	0	5.1	9	8	5	3	3	1	1	0	.391	2	0	0	1	0
Totals	5.03	15-9	24	24	1	0/0	8	211.0	196	134	118	91	223	45	2	38	.243	28	14	4	6	3
Opponents	6.70	9-15	24	24	0	0/0	6	208.1	239	177	155	113	208	51	3	37	.287	26	26	4	11	7

PB - Team (5), Adkison 3, Daugherty 2, Opp (8). Pickoffs - Team (6), Osmond 4, Mederos 1, Phansalkar 1, Opp (1). SBA/ATT - Adkison (23-29), Phansalkar (8-8), Campbell (4-6), Mederos (5-5), Martin, T. (3-4), Davis, K. (1-2), Root (2-2), Osmond (1-2), Bogusz (0-1), Daugherty (1-1).



2023 SUMMARY

Score by innings	1	2	3	4	5	6	7	8	9	EX	Total
Oklahoma State	4	11	3	3	3	3	14	8	0	0	49
Opponents	2	18	9	6	5	3	4	3	1	2	53

Record when ...

Overall	5-3	After 6 leading	2-1
Conference	0-0 trailing	1-2
Non-Conference	5-3 tied	2-0
Home games	3-1	After 7 leading	3-1
Away games	1-0 trailing	0-1
Neutral site	1-2 tied	1-0
Day games	5-3	After 8 leading	4-0
Night games	0-0 trailing	0-1
vs Left starter	1-2 tied	0-1
vs Right starter	4-1		
1-Run games	1-0	Hit 0 home runs	1-1
2-Run games	3-2	... 1 home run	2-1
5+Run games	1-1	... 2+ home runs	2-1
Extra innings	0-1		
Shutouts	2-0	Opponent 0 home runs	3-1
	 1 home run	1-0
Scoring 0-2 runs	2-1 2+ HRs	1-2
..... 3-5 runs	1-0		
..... 6-9 runs	0-2	Made 0 errors	1-2
..... 10+ runs	2-0 1 error	3-1
	 2+ errors	1-0
Opponent 0-2 runs	3-0		
..... 3-5 runs	1-0	Opp. made 0 errors	3-1
..... 6-9 runs	0-0 1 error	1-0
..... 10+ runs	1-3 2+ errors	1-2
Scored in 1st inning	1-2		
Opp. scored in 1st	0-1	Out-hit opponent	4-0
Scores first	4-2	Out-hit by opponent	1-3
Opp. scores first	1-1	Hits are tied	0-0

Record when team scores:

Runs	0	1	2	3	4	5	6	7	8	9	10+
W-L	0-0	1-1	1-0	0-0	0-0	1-0	0-0	0-0	0-1	0-1	2-0

Record when opponent scores:

Runs	0	1	2	3	4	5	6	7	8	9	10+
W-L	2-0	1-0	0-0	1-0	0-0	0-0	0-0	0-0	0-0	0-0	1-3

Record when leading after:

Inn.	1	2	3	4	5	6	7	8
W-L	1-1	2-1	2-1	2-1	2-1	2-1	3-1	4-0

Record when trailing after:

Inn.	1	2	3	4	5	6	7	8
W-L	0-1	1-2	1-2	1-2	1-2	1-2	0-1	0-1

Record when tied after:

Inn.	1	2	3	4	5	6	7	8
W-L	4-1	2-0	2-0	2-0	2-0	2-0	1-0	0-1

Current winning streak: 2

Longest winning streak: 2

Longest losing streak: 2

Home attendance : 13816 (3 dates avg = 4605)

Away attendance : 53147 (4 dates avg = 13286)

Total attendance: 66963 (7 dates avg = 9566)

2023 MISCELLANEOUS

Multiple Hit Games	2	3	4	5+	Total
2 Meola, Aidan	4	-	-	-	4
31 Mendham, David	2	1	-	-	3
19 Brown, Marcus	2	-	-	-	2
10 Schubart, Nolan	1	1	-	-	2
7 Riggio, Roc	2	-	-	-	2
12 Brueggemann, Coli	2	-	-	-	2
33 Adkison, Chase	1	-	1	-	2
3 Bengé, Carson	1	-	-	-	1
18 Sylvester, Beau	1	-	-	-	1
13 McLean, Nolan	1	-	-	-	1
TEAM	17	2	1	0	20

Multiple RBI Games	2	3	4	5+	Total
13 McLean, Nolan	-	2	-	-	2
7 Riggio, Roc	2	-	-	-	2
31 Mendham, David	1	-	-	-	1
12 Brueggemann, Coli	1	-	-	-	1
10 Schubart, Nolan	-	-	-	1	1
2 Meola, Aidan	1	-	-	-	1
TEAM	5	2	0	1	8

Hitting Streaks	Longest	Current
2 Meola, Aidan	7	7
10 Schubart, Nolan	5	5
33 Adkison, Chase	5	5
31 Mendham, David	5	5
7 Riggio, Roc	4	2
12 Brueggemann, Coli	3	3
19 Brown, Marcus	3	3
4 Ehrhard, Zach	3	-
13 McLean, Nolan	2	-
3 Bengé, Carson	1	1
18 Sylvester, Beau	1	-
17 Wulfert, Tyler	1	-

Reached Base Streaks	Longest	Current
2 Meola, Aidan	7	7
13 McLean, Nolan	6	1
10 Schubart, Nolan	5	5
31 Mendham, David	5	5
33 Adkison, Chase	5	5
7 Riggio, Roc	4	3
19 Brown, Marcus	4	4
3 Bengé, Carson	4	1
12 Brueggemann, Coli	3	3
4 Ehrhard, Zach	3	-
17 Wulfert, Tyler	2	-
8 Daugherty, Ian	1	-
6 Holt, Brennan	1	1
18 Sylvester, Beau	1	-



2023 STARTING LINEUPS

OSU RECORD BY STARTERS

Starting Lineup By Position (Team W-L record when starter)

PITCHER:

23 Watts-Brown, Juar	2	(2-0)
28 Phillips, Brennan	2	(1-1)
39 Keisel, Janzen	2	(2-0)
14 Root, Bayden	1	(0-1)
27 Hendry, Brian	1	(0-1)

CATCHER:

33 Adkison, Chase	5	(3-2)
8 Daugherty, Ian	3	(2-1)

FIRST BASE:

31 Mendham, David	8	(5-3)
-------------------	---	-------

SECOND BASE:

7 Riggio, Roc	8	(5-3)
---------------	---	-------

THIRD BASE:

2 Meola, Aidan	7	(4-3)
17 Wulfert, Tyler	1	(1-0)

SHORTSTOP:

19 Brown, Marcus	8	(5-3)
------------------	---	-------

LEFT FIELD:

10 Schubart, Nolan	6	(5-1)
18 Sylvester, Beau	2	(0-2)

CENTER FIELD:

4 Ehrhard, Zach	5	(3-2)
13 McLean, Nolan	3	(2-1)

RIGHT FIELD:

13 McLean, Nolan	5	(3-2)
3 Bengé, Carson	3	(2-1)

DESIGNATED HITTER:

12 Brueggemann, Col	3	(2-1)
17 Wulfert, Tyler	3	(1-2)
3 Bengé, Carson	2	(2-0)

BY POSITION

Opponent	P	C	1B	2B	3B	SS	LF	CF	RF	DH
Missouri	Watts-Brown	Daugherty	Mendham	Riggio	Wulfert	M. Brown	Schubart	Ehrhard	McLean	Benge
Vanderbilt	Phillips	Adkison	Mendham	Riggio	Meola	M. Brown	Sylvester	Ehrhard	McLean	Wulfert
Arkansas	Root	Daugherty	Mendham	Riggio	Meola	M. Brown	Sylvester	Ehrhard	McLean	Wulfert
Cal Baptist	Keisel	Adkison	Mendham	Riggio	Meola	M. Brown	Schubart	Ehrhard	McLean	Benge
LMU	Watts-Brown	Daugherty	Mendham	Riggio	Meola	M. Brown	Schubart	Ehrhard	McLean	Wulfert
LMU	Hendry	Adkison	Mendham	Riggio	Meola	M. Brown	Schubart	McLean	Benge	Brueggemann
LMU	Phillips	Adkison	Mendham	Riggio	Meola	M. Brown	Schubart	McLean	Benge	Brueggemann
Missouri St.	Keisel	Adkison	Mendham	Riggio	Meola	M. Brown	Schubart	McLean	Benge	Brueggemann

* Pinch-hitter in OSU DH spot's first at-bat of game with pitcher listed in starting lineup



2023 STARTING LINEUPS/HOLLIDAY vs. THE NATION

HOLLIDAY RECORD VS. OPPONENTS

Team	Record
Ablene Christian	4-0
Alcorn State	6-0
Arizona	1-3
Arizona State	9-5
Arkansas	3-5
Arkansas-Pine Bluff	2-0
Auburn	0-1
Austin Peay	0-0
Baylor	16-11
Binghamton	1-0
Bowling Green	1-0
BYU	5-1
Cal Baptist	1-0
Cal State Fullerton	2-0
Central Arkansas	2-3
Clemson	2-0
Creighton	1-0
Dallas Baptist	7-3
East Tennessee State	0-0
Eastern Michigan	1-2
Gonzaga	1-3
Grand Canyon	8-4-1
Harvard	1-0
Illinois	1-3
Illinois State	3-0
Indiana State	2-1
Incarnate Word	3-0
Iona	4-0
Iowa	2-4
Kansas	18-10
Kansas State	24-4
Lamar	1-2
Little Rock	6-1
Louisville	0-1
Loyola Marymount	4-2
Manhattan	1-0
Marist	2-0
Miami (Fla.)	1-1
Michigan	5-2
Missouri	1-0
Missouri State	15-3
NJIT	3-0
Nebraska	5-0
New Mexico	4-1
New Orleans	2-0
North Carolina	0-3
Northwestern State	3-0
Oakland	3-1
Oklahoma	29-11
Oral Roberts	5-11
Oregon State	3-1
Pacific	1-0
Prarie View A&M	2-0
Rutgers	1-0
Saint Louis	2-1
Sam Houston	0-1
San Diego	1-2
Seton Hall	4-1-1
South Carolina	2-0
South Florida	2-0
South Dakota State	2-1
Southeast Missouri State	3-0
Southeastern Louisiana	2-1
Southeastern Oklahoma State	1-0
Stephen F. Austin	2-1
St. John's	1-1
Stetson	0-2
TCU	16-19
Texas	24-13
Texas A&M	1-0
Texas State	4-2
Texas Tech	11-21
UCLA	0-2
UConn	1-1
UC Davis	2-1
UC Irvine	0-2
UC Santa Barbara	1-2
ULM	0-1
UNCW	3-0
USC	1-0
UT Arlington	2-1
UT Rio Grande Valley (UTPA)	7-2
Utah	1-0
Utah Tech	0-0
Vanderbilt	3-4
Washington	1-0
Washington State	1-0
West Virginia	19-13
Western Illinois	2-0
Wichita State	13-3
Wright State	4-1

Bold indicates 2023 opponent

BY BATTING ORDER

Opponent	1	2	3	4	5	6	7	8	9
Missouri	Ehrhard	Riggio	Benge	McLean	Mendham	Wulfert	Brown	Schubart	Daugherty
Vanderbilt	Ehrhard	Riggio	McLean	Wulfert	Mendham	Meola	Brown	Sylvester	Adkison
Arkansas	Ehrhard	Riggio	McLean	Mendham	Wulfert	Meola	Brown	Sylvester	Daugherty
Cal Baptist	Ehrhard	Riggio	McLean	Mendham	Benge	Meola	Schubart	Brown	Adkison
LMU	Riggio	Ehrhard	McLean	Mendham	Wulfert	Schubart	Meola	Brown	Daugherty
LMU	Riggio	Benge	McLean	Mendham	Schubart	Meola	Brown	Brueggemann	Adkison
Missouri St.	Riggio	Benge	McLean	Mendham	Schubart	Brueggemann	Meola	Brown	Adkison

* Pinch-hitter in OSU DH spot's first at-bat of game with pitcher listed in starting lineup



PLAYER OSU CAREER/SEASON HIGHS

#55 Ben Abram, RHP*Season/OSU Career Highs*

IP	2.2	vs. Vanderbilt	Feb. 18
H	5	vs. Vanderbilt	Feb. 18
R	4	vs. Vanderbilt	Feb. 18
ER	4	vs. Vanderbilt	Feb. 18
BB	2	vs. LMU	Feb. 25
SO	2	last time vs. Missouri State	Feb. 28

#33 Chase Adkison, C*Season Highs*

H	4	vs. LMU	Feb. 25
R	2	vs. LMU	Feb. 25
RBI	1	last time vs. Missouri State	Feb. 28
BB	2	vs. Vanderbilt	Feb. 18
SO	1	vs. Missouri State	Feb. 28
SB	1	vs. LMU	Feb. 25

OSU Career Highs

H	4	vs. LMU	Feb. 25
R	3	last time vs. Arkansas	6/4/22
RBI	3	last time vs. Kansas	3/25/22
BB	2	last time vs. Vanderbilt	Feb. 18
SO	3	vs. Gonzaga	3/7/22
SB	1	last time vs. LMU	Feb. 25

#3 Carson Benge, OF/DH/RHP*Season/Career Highs*

H	2	vs. LMU	Feb. 25
R	2	vs. LMU	Feb. 25
RBI	1	last time vs. LMU	Feb. 26
BB	2	vs. Missouri State	Feb. 28
SO	2	last time vs. California Baptist	Feb. 21
SB	n/a		

#52 Michael Benzor, LHP*Season/Career Highs*

IP	1.0	vs. LMU	Feb. 26
H	1	vs. LMU	Feb. 26
R	n/a		
ER	n/a		
BB	n/a		
SO	1	vs. LMU	Feb. 26

#32 Drew Blake, LHP*Season/OSU Career Highs*

IP	2.2	vs. Missouri State	Feb. 28
H	3	vs. Arkansas	Feb. 19
R	3	vs. Arkansas	Feb. 19
ER	3	vs. Arkansas	Feb. 19
BB	2	last time vs. Arkansas	Feb. 19
SO	4	vs. Missouri State	Feb. 28

#53 Ryan Bogusz, RHP*Career Highs*

IP	8.0	vs. Texas	5/28/22
H	5	vs. Texas	5/28/22
R	6	vs. Missouri State	6/5/22
ER	6	vs. Missouri State	6/5/22
BB	3	vs. Texas	5/28/22
SO	5	last time vs. Arkansas	6/6/22

#19 Marcus Brown, INF*Season Highs*

H	2	last time vs. Missouri State	Feb. 28
R	2	last time vs. Missouri State	Feb. 28
RBI	1	last time vs. Missouri State	Feb. 28
BB	1	last time vs. LMU	Feb. 25
SO	2	vs. Vanderbilt	Feb. 18
SB	1	vs. Missouri State	Feb. 28

Career Highs

H	5	last time vs. Missouri State	6/5/22
R	5	vs. Missouri State	6/5/22
RBI	3	last time vs. Missouri State	6/5/22
BB	3	vs. West Virginia	4/17/22
SO	3	vs. Gonzaga	3/4/22
SB	1	last time vs. Missouri State	Feb. 28

#12 Colin Brueggemann, 1B/DH*Season/Career Highs*

H	2	last time vs. Missouri State	Feb. 28
R	2	vs. LMU	Feb. 26
RBI	2	vs. LMU	Feb. 26
BB	2	vs. Missouri State	Feb. 28
SO	1	last time vs. Missouri State	Feb. 28
SB	n/a		

#5 Jaxson Crull, OF*Season Highs*

H	n/a		
R	n/a		
RBI	n/a		
BB	n/a		
SO	1	last time vs. Arkansas	Feb. 19
SB	n/a		

Career Highs

H	2	last time vs. TCU	4/22/22
R	2	last time vs. TCU	4/22/22
RBI	2	last time vs. Missouri State	6/5/22
BB	2	vs. UNCW	4/10/21
SO	3	vs. Texas Tech	3/19/21
SB	2	vs. Gonzaga	3/4/22

#8 Ian Daugherty, C*Season Highs*

H	n/a		
R	1	vs. Missouri	Feb. 17
RBI	1	vs. Missouri	Feb. 17
BB	1	vs. Missouri	Feb. 17
SO	2	last time vs. LMU	Feb. 25
SB	n/a		

Career Highs

H	3	vs. Wichita State	4/26/22
R	3	vs. Missouri State	6/5/22
RBI	3	vs. Wichita State	4/26/22
BB	3	vs. Missouri State	6/5/22
SO	3	vs. Missouri State	6/5/22
SB	1	vs. SE Missouri State	5/7/22

#22 Gabe Davis, RHP*Season/OSU Career Highs*

IP	2.2	vs. LMU	Feb. 25
H	3	vs. LMU	Feb. 25
R	5	vs. Arkansas	Feb. 19
ER	5	vs. Arkansas	Feb. 19
BB	4	vs. Arkansas	Feb. 19
SO	6	vs. LMU	Feb. 25

#4 Zach Ehrhard, OF*Season Highs*

H	1	last time vs. Arkansas	Feb. 19
R	1	vs. Vanderbilt	Feb. 18
RBI	n/a		
BB	1	vs. Missouri	Feb. 17
SO	3	vs. Vanderbilt	Feb. 18
SB	1	vs. Missouri	Feb. 17

Career Highs

H	3	last time vs. Baylor	5/26/22
R	3	last time vs. Baylor	5/26/22
RBI	2	last time vs. Missouri State	6/5/22
BB	5	vs. Missouri State	6/5/22
SO	3	last time vs. Vanderbilt	Feb. 18
SB	2	last time vs. Wichita State	4/5/22

#27 Brian Hendry, RHP*Season/OSU Career Highs*

IP	2.0	vs. LMU	Feb. 25
H	3	vs. LMU	Feb. 25
R	3	vs. LMU	Feb. 25
ER	3	vs. LMU	Feb. 25
BB	1	vs. LMU	Feb. 25
SO	3	vs. LMU	Feb. 25

#36 Brant Hogue, LHP*Season/Career Highs*

IP	0.2	vs. Missouri	Feb. 17
H	2	vs. LMU	Feb. 25
R	n/a		
ER	n/a		
BB	n/a		
SO	n/a		

#6 Brennan Holt, INF*Season Highs*

H	n/a		
R	1	vs. LMU	Feb. 25
RBI	n/a		
BB	1	vs. LMU	Feb. 25
SO	1	vs. Arkansas	Feb. 19
SB	n/a		

#39 Janzen Keisel, RHP*Season/OSU Career Highs*

IP	5.1	vs. California Baptist	Feb. 21
H	6	vs. Missouri State	Feb. 28
R	5	vs. Missouri State	Feb. 28
ER	5	vs. Missouri State	Feb. 28
BB	1	last time vs. Missouri State	Feb. 28
SO	11	vs. California Baptist	Feb. 21

#45 Landry Kyle, RHP*Career Highs*

IP	1.0	last time vs. Seton Hall	3/18/22
H	n/a		
R	n/a		
ER	n/a		
BB	1	last time vs. Oklahoma	4/9/22
SO	2	last time vs. Seton Hall	3/18/22



PLAYER OSU CAREER/SEASON HIGHS

#13 Nolan McLean, INF/OF/RHP*Season Highs (Hitting)*

H	2	vs. LMU	Feb. 25
R	2	last time vs. Missouri State	Feb. 28
RBI	3	last time vs. LMU	Feb. 25
BB	3	last time vs. Missouri State	Feb. 28
SO	2	last time vs. LMU	Feb. 26
SB	2	vs. Missouri State	Feb. 28

Career Highs (Hitting)

H	4	vs. TCU	4/22/22
R	4	vs. Missouri State	6/5/22
RBI	4	last time vs. TCU	4/22/22
BB	3	last time vs. Missouri State	Feb. 28
SO	4	last time vs. Oral Roberts	4/19/22
SB	2	vs. Missouri State	Feb. 28

Season Highs (Pitching)

IP	1.0	last time vs. Missouri State	Feb. 28
H	2	vs. Missouri State	Feb. 28
R	1	vs. Missouri State	Feb. 28
ER	1	vs. Missouri State	Feb. 28
BB	1	vs. LMU	Feb. 25
SO	2	vs. Missouri	Feb. 17

Career Highs (Pitching)

IP	2.0	last time vs. Arkansas	6/5/22
H	3	last time vs. TCU	4/24/22
R	4	last time vs. Arkansas	6/4/22
ER	4	last time vs. Arkansas	6/4/22
BB	3	last time vs. Arkansas	6/4/22
SO	5	last time vs. Oral Roberts	4/19/22

#31 David Mendham, INF*Season Highs*

H	3	vs. LMU	Feb. 26
R	2	last time vs. Missouri State	Feb. 28
RBI	2	vs. California Baptist	Feb. 21
BB	2	vs. Missouri State	Feb. 28
SO	2	vs. Missouri	Feb. 17
SB	n/a		

OSU Career Highs

H	3	last time vs. LMU	Feb. 26
R	3	last time vs. Wichita State	4/26/22
RBI	4	vs. Seton Hall	3/18/22
BB	3	last time vs. SE Missouri State	5/7/22
SO	3	last time vs. Texas Tech	5/15/22
SB	n/a		

#2 Aidan Meola, INF*Season/Career Highs*

H	2	last time vs. Missouri State	Feb. 28
R	1	last time vs. Missouri State	Feb. 28
RBI	2	vs. LMU	Feb. 26
BB	1	vs. LMU	Feb. 26
SO	2	last time vs. LMU	Feb. 25
SB	n/a		

#25 Evan O'Toole, RHP*Season/Career Highs*

IP	2.0	vs. LMU	Feb. 25
H	4	vs. Arkansas	Feb. 19
R	5	vs. Arkansas	Feb. 19
ER	n/a		
BB	1	vs. Arkansas	Feb. 19
SO	2	vs. Missouri	Feb. 17

#28 Brennan Phillips, LHP*Season/Career Highs*

IP	6.0	vs. LMU	Feb. 26
H	4	vs. Vanderbilt	Feb. 18
R	7	vs. Vanderbilt	Feb. 18
ER	7	vs. Vanderbilt	Feb. 18
BB	2	vs. Vanderbilt	Feb. 18
SO	5	vs. LMU	Feb. 26

#7 Roc Riggio, INF*Season Highs*

H	2	last time vs. LMU	Feb. 26
R	2	vs. LMU	Feb. 26
RBI	2	last time vs. LMU	Feb. 26
BB	1	last time vs. LMU	Feb. 25
SO	2	last time vs. Missouri State	Feb. 28
SB	1	vs. Missouri State	Feb. 28

Career Highs

H	5	vs. Missouri State	6/5/22
R	3	last time vs. Missouri State	6/5/22
RBI	7	vs. Missouri State	6/5/22
BB	2	last time vs. Texas Tech	5/15/22
SO	4	last time vs. Texas	5/1/22
SB	1	last time vs. Missouri State	Feb. 28

#14 Bayden Root, RHP*Season Highs*

IP	2.0	vs. Missouri State	Feb. 28
H	4	vs. Arkansas	Feb. 19
R	5	vs. Arkansas	Feb. 19
ER	5	vs. Arkansas	Feb. 19
BB	2	last time vs. Missouri State	Feb. 28
SO	3	vs. Arkansas	Feb. 19

OSU Career Highs

IP	4.1	vs. Arizona State	3/2/22
H	5	vs. Oral Roberts	4/19/22
R	6	vs. Oral Roberts	4/19/22
ER	6	vs. Oral Roberts	4/19/22
BB	2	last time vs. Missouri State	Feb. 28
SO	3	last time vs. Arkansas	Feb. 19

#10 Nolan Schubart, 1B/OF*Season/Career Highs*

H	3	vs. Missouri State	Feb. 28
R	2	last time vs. Missouri State	Feb. 28
RBI	6	vs. Missouri State	Feb. 28
BB	1	last time vs. LMU	Feb. 25
SO	2	vs. Missouri	Feb. 17
SB	n/a		

#30 Kade Shatwell, RHP*Season/Career Highs*

IP	1.1	vs. Arkansas	Feb. 19
H	1	vs. Arkansas	Feb. 19
R	n/a		
ER	n/a		
BB	1	vs. Arkansas	Feb. 19
SO	2	vs. Arkansas	Feb. 19

#34 Isaac Stebens, RHP*Season/Career Highs*

IP	4.0	vs. Vanderbilt	Feb. 18
H	3	vs. LMU	Feb. 25
R	3	vs. LMU	Feb. 25
ER	3	vs. LMU	Feb. 25
BB	2	vs. LMU	Feb. 25
SO	5	vs. LMU	Feb. 25

#18 Beau Sylvester, C/OF*Season/Career Highs*

H	2	vs. Vanderbilt	Feb. 18
R	2	vs. Vanderbilt	Feb. 18
RBI	1	vs. Vanderbilt	Feb. 18
BB	1	vs. Vanderbilt	Feb. 18
SO	2	vs. Vanderbilt	Feb. 18
SB	n/a		

#24 Ryan Ure, LHP*Career Highs*

IP	2.0	last time vs. Seton Hall	3/20/22
H	2	last time vs. Arkansas	6/4/22
R	3	vs. Dallas Baptist	5/10/22
ER	3	vs. Dallas Baptist	5/10/22
BB	2	last time vs. Wichita State	4/12/22
SO	5	vs. Seton Hall	3/20/22

#23 Juaron Watts-Brown, RHP*Season/OSU Career Highs*

IP	6.0	vs. LMU	Feb. 25
H	7	vs. Missouri	Feb. 17
R	3	vs. Missouri	Feb. 17
ER	3	vs. Missouri	Feb. 17
BB	2	vs. LMU	Feb. 25
SO	8	vs. LMU	Feb. 25

#17 Tyler Wulftert, INF*Season/Career Highs*

H	1	vs. Arkansas	Feb. 19
R	1	vs. Arkansas	Feb. 19
RBI	n/a		
BB	n/a		
SO	3	vs. Missouri	Feb. 17
SB	n/a		



PLAYER OSU CAREER STATISTICS

Adkison, Chase

Year	avg	gp-gs	ab	r	h	2b	3b	hr	rbi	tb	slg%	bb	hbp	so	gdp	ob%	sf	sh	sb-att	po	a	e	fld%
2022	.240	52-43	146	30	35	7	0	4	25	54	.370	15	4	26	0	.316	6	2	1-2	436	38	1	.998
2023	.563	5-5	16	4	9	2	0	0	2	11	.688	2	0	1	0	.611	0	1	1-1	49	2	0	1.000
TOTAL	.272	57-48	162	34	44	9	0	4	27	65	.401	17	4	27	0	.344	6	3	2-3	485	40	1	.998

Bogusz, Ryan

Year	avg	gp-gs	ab	r	h	2b	3b	hr	rbi	tb	slg%	bb	hbp	so	gdp	ob%	sf	sh	sb-att	po	a	e	fld%
2022	.000	0-0	0	0	0	0	0	0	0	0	.000	0	0	0	0	.000	0	0	0-0	1	0	1	.500
TOTAL	.000	0-0	0	0	0	0	0	0	0	0	.000	0	0	0	0	.000	0	0	0-0	1	0	1	.500

Year	era	w-l	app	gs	cq	sho	sv	ip	h	r	er	bb	so	2b	3b	hr	bf	bavg	wp	hbp	bk	sfa	sha
2020	6.75	0-0	5	0	0	0/0	0	4.0	6	3	3	0	5	0	0	0	19	.333	1	0	0	1	0
2022	3.86	3-1	20	3	0	0/0	1	37.1	32	19	16	16	34	8	1	1	162	.229	4	4	0	1	1
TOTAL	4.14	3-1	25	3	0	0/0	1	41.1	38	22	19	16	39	8	1	1	181	.241	5	4	0	2	1

Brown, Marcus

Year	avg	gp-gs	ab	r	h	2b	3b	hr	rbi	tb	slg%	bb	hbp	so	gdp	ob%	sf	sh	sb-att	po	a	e	fld%
2021	.364	24-10	44	9	16	2	0	0	7	18	.409	3	4	7	0	.442	1	0	1-3	18	22	2	.952
2022	.316	64-61	247	44	78	15	2	4	31	109	.441	21	5	38	6	.378	2	3	5-5	75	134	11	.950
2023	.222	8-8	27	7	6	1	0	1	4	10	.370	2	2	6	2	.313	1	0	1-1	12	20	1	.970
TOTAL	.314	96-79	318	60	100	18	2	5	42	137	.431	26	11	51	8	.382	4	3	7-9	105	176	14	.953

Crull, Jaxson

Year	avg	gp-gs	ab	r	h	2b	3b	hr	rbi	tb	slg%	bb	hbp	so	gdp	ob%	sf	sh	sb-att	po	a	e	fld%
2021	.222	12-7	27	7	6	1	1	0	2	9	.333	4	1	10	0	.333	1	2	1-2	14	0	0	1.000
2022	.262	56-5	42	18	11	3	0	0	8	14	.333	5	1	11	1	.347	1	5	6-6	20	0	0	1.000
2023	.000	6-0	3	0	0	0	0	0	0	0	.000	0	0	2	0	.000	0	0	0-0	0	0	0	.000
TOTAL	.236	74-12	72	25	17	4	1	0	10	23	.319	9	2	23	1	.329	2	7	7-8	34	0	0	1.000

Daugherty, Ian

Year	avg	gp-gs	ab	r	h	2b	3b	hr	rbi	tb	slg%	bb	hbp	so	gdp	ob%	sf	sh	sb-att	po	a	e	fld%
2022	.309	31-21	68	11	21	4	0	1	12	28	.412	10	2	22	0	.402	2	0	1-1	224	13	1	.996
2023	.000	4-3	7	1	0	0	0	0	1	0	.000	1	0	6	0	.125	0	1	0-0	32	1	0	1.000
TOTAL	.280	35-24	75	12	21	4	0	1	13	28	.373	11	2	28	0	.378	2	1	1-1	256	14	1	.996

Ehrhard, Zach

Year	avg	gp-gs	ab	r	h	2b	3b	hr	rbi	tb	slg%	bb	hbp	so	gdp	ob%	sf	sh	sb-att	po	a	e	fld%
2022	.332	58-55	220	60	73	8	0	3	31	90	.409	33	8	48	2	.429	5	4	18-23	99	3	0	1.000
2023	.150	6-5	20	1	3	1	0	0	0	4	.200	1	0	7	1	.190	0	1	1-1	5	0	0	1.000
TOTAL	.317	64-60	240	61	76	9	0	3	31	94	.392	34	8	55	3	.411	5	5	19-24	104	3	0	1.000

Kyle, Landry

Year	avg	gp-gs	ab	r	h	2b	3b	hr	rbi	tb	slg%	bb	hbp	so	gdp	ob%	sf	sh	sb-att	po	a	e	fld%
2022	.000	0-0	0	0	0	0	0	0	0	0	.000	0	0	0	0	.000	0	0	0-0	0	1	0	1.000
TOTAL	.000	0-0	0	0	0	0	0	0	0	0	.000	0	0	0	0	.000	0	0	0-0	0	1	0	1.000

Year	era	w-l	app	gs	cq	sho	sv	ip	h	r	er	bb	so	2b	3b	hr	bf	bavg	wp	hbp	bk	sfa	sha
2022	0.00	1-0	4	0	0	0/0	0	2.2	0	0	0	2	5	0	0	0	11	.000	0	1	0	0	0
TOTAL	0.00	1-0	4	0	0	0/0	0	2.2	0	0	0	2	5	0	0	0	11	.000	0	1	0	0	0



PLAYER OSU CAREER STATISTICS

McLean, Nolan

Year	avg	gp-gs	ab	r	h	2b	3b	hr	rbi	tb	slg%	bb	hbp	so	gdp	ob%	sf	sh	sb-att	po	a	e	fld%
2021	.263	39-39	137	36	36	10	1	8	20	72	.526	27	8	50	1	.410	1	0	1-2	62	19	4	.953
2022	.285	63-63	242	55	69	16	1	19	47	144	.595	37	9	107	4	.397	2	0	2-4	44	79	4	.969
2023	.182	8-8	22	5	4	1	0	1	6	8	.364	13	0	9	1	.486	0	0	2-3	15	0	0	1.000
TOTAL	.272	110-110	401	96	109	27	2	28	73	224	.559	77	17	166	6	.408	3	0	5-9	121	98	8	.965

Year	era	w-l	app	gs	cq	sho	sv	ip	h	r	er	bb	so	2b	3b	hr	bf	bavg	wp	hbp	bk	sfa	sha
2021	18.00	0-1	2	0	0	0/0	0	2.0	2	4	4	4	3	0	0	0	11	.286	1	0	0	0	0
2022	4.97	2-1	23	0	0	0/1	5	25.1	20	17	14	13	39	5	0	3	111	.206	2	1	0	0	0
2023	2.25	0-0	4	0	0	0/2	4	4.0	3	1	1	1	2	1	0	0	16	.200	1	0	0	0	0
TOTAL	5.46	2-2	29	0	0	0/3	9	31.1	25	22	19	18	44	6	0	3	138	.210	4	1	0	0	0

Mendham, David

Year	avg	gp-gs	ab	r	h	2b	3b	hr	rbi	tb	slg%	bb	hbp	so	gdp	ob%	sf	sh	sb-att	po	a	e	fld%
2022	.276	61-57	221	46	61	16	0	11	45	110	.498	37	2	46	3	.385	0	0	0-1	356	10	1	.997
2023	.344	8-8	32	6	11	3	0	2	4	20	.625	3	0	6	1	.400	0	0	0-0	65	4	0	1.000
TOTAL	.285	69-65	253	52	72	19	0	13	49	130	.514	40	2	52	4	.386	0	0	0-1	421	14	1	.998

Meola, Aidan

Year	avg	gp-gs	ab	r	h	2b	3b	hr	rbi	tb	slg%	bb	hbp	so	gdp	ob%	sf	sh	sb-att	po	a	e	fld%
2022	.286	26-8	35	7	10	4	1	0	8	16	.457	2	1	10	1	.333	1	0	0-0	3	9	2	.857
2023	.379	7-7	29	2	11	3	0	0	3	14	.483	1	0	7	0	.400	0	0	0-0	2	13	0	1.000
TOTAL	.328	33-15	64	9	21	7	1	0	11	30	.469	3	1	17	1	.362	1	0	0-0	5	22	2	.931

Riggio, Roc

Year	avg	gp-gs	ab	r	h	2b	3b	hr	rbi	tb	slg%	bb	hbp	so	gdp	ob%	sf	sh	sb-att	po	a	e	fld%
2022	.295	54-53	210	54	62	14	0	11	47	109	.519	34	9	58	4	.413	1	5	2-5	91	145	6	.975
2023	.258	8-8	31	5	8	1	0	1	5	12	.387	3	3	11	1	.378	0	0	1-1	5	23	3	.903
TOTAL	.290	62-61	241	59	70	15	0	12	52	121	.502	37	12	69	5	.409	1	5	3-6	96	168	9	.967

Root, Bayden

Year	avg	gp-gs	ab	r	h	2b	3b	hr	rbi	tb	slg%	bb	hbp	so	gdp	ob%	sf	sh	sb-att	po	a	e	fld%
2022	.000	0-0	0	0	0	0	0	0	0	0	.000	0	0	0	0	.000	0	0	0-0	0	6	3	.667
2023	.000	0-0	0	0	0	0	0	0	0	0	.000	0	0	0	0	.000	0	0	0-0	0	2	0	1.000
TOTAL	.000	0-0	0	0	0	0	0	0	0	0	.000	0	0	0	0	.000	0	0	0-0	0	8	3	.727

Year	era	w-l	app	gs	cq	sho	sv	ip	h	r	er	bb	so	2b	3b	hr	bf	bavg	wp	hbp	bk	sfa	sha
2022	7.96	3-1	21	0	0	0/0	0	26.0	25	24	23	13	30	8	0	2	118	.258	12	7	0	1	0
2023	17.18	1-1	2	1	0	0/0	0	3.2	7	8	7	4	5	2	1	0	23	.412	2	2	0	0	0
TOTAL	9.10	4-2	23	1	0	0/0	0	29.2	32	32	30	17	35	10	1	2	141	.281	14	9	0	1	0

Ure, Ryan

Year	avg	gp-gs	ab	r	h	2b	3b	hr	rbi	tb	slg%	bb	hbp	so	gdp	ob%	sf	sh	sb-att	po	a	e	fld%
2022	.000	0-0	0	0	0	0	0	0	0	0	.000	0	0	0	0	.000	0	0	0-0	0	0	2	.000
TOTAL	.000	0-0	0	0	0	0	0	0	0	0	.000	0	0	0	0	.000	0	0	0-0	0	0	2	.000

Year	era	w-l	app	gs	cq	sho	sv	ip	h	r	er	bb	so	2b	3b	hr	bf	bavg	wp	hbp	bk	sfa	sha
2022	7.36	0-1	13	0	0	0/0	0	11.0	10	10	9	11	15	2	0	4	56	.227	3	1	0	0	0
TOTAL	7.36	0-1	13	0	0	0/0	0	11.0	10	10	9	11	15	2	0	4	56	.227	3	1	0	0	0



2023 OSU SEASON HIGHS

Batting

At bats:	45	-	vs LMU (Feb 25, 2023)
Runs scored:	12	-	at Missouri State (02-28-23)
Hits:	14	-	vs LMU (Feb 25, 2023)
	14	-	at Missouri State (02-28-23)
RBIs:	10	-	vs LMU (Feb 26, 2023)
Doubles:	5	-	vs LMU (Feb 25, 2023)
Home runs:	3	-	vs LMU (Feb 26, 2023)
Total bases:	26	-	vs LMU (Feb 26, 2023)
Walks:	9	-	vs Vanderbilt (Feb 18, 2023 at Arlington, Texas)
	9	-	at Missouri State (02-28-23)
Strikeouts:	16	-	vs Missouri (Feb 17, 2023 at Arlington, Texas)
Sac hits:	1	-	vs LMU (Feb 25, 2023)
	1	-	vs LMU (Feb 25, 2023)
	1	-	at Missouri State (02-28-23)
Sac flies:	1	-	vs Arkansas (Feb 19, 2023 at Arlington, Texas)
Stolen bases:	4	-	at Missouri State (02-28-23)
Hit by pitch:	2	-	vs LMU (Feb 26, 2023)
	2	-	at Missouri State (02-28-23)
Caught stealing:	1	-	vs California Baptist (Feb 21, 2023)
Runners LOB:	13	-	vs LMU (Feb 25, 2023)
Hit into DP:	2	-	vs Vanderbilt (Feb 18, 2023 at Arlington, Texas)

Fielding

Putouts:	30	-	vs LMU (Feb 25, 2023)
Assists:	12	-	vs Vanderbilt (Feb 18, 2023 at Arlington, Texas)
Errors:	2	-	at Missouri State (02-28-23)
Passed balls:	1	-	vs Missouri (Feb 17, 2023 at Arlington, Texas)
DPs turned:	1	-	vs LMU (Feb 26, 2023)

Pitching

Innings pitched:	10.0	-	vs LMU (Feb 25, 2023)
Runs allowed:	18	-	vs Arkansas (Feb 19, 2023 at Arlington, Texas)
Earned runs:	13	-	vs Arkansas (Feb 19, 2023 at Arlington, Texas)
Walks allowed:	10	-	vs Arkansas (Feb 19, 2023 at Arlington, Texas)
Strikeouts:	16	-	vs LMU (Feb 25, 2023)
Hits allowed:	15	-	vs LMU (Feb 25, 2023)
Doubles allowed:	6	-	at Missouri State (02-28-23)
Triples allowed:	2	-	vs Vanderbilt (Feb 18, 2023 at Arlington, Texas)
Homers allowed:	4	-	at Missouri State (02-28-23)
Wild pitches:	2	-	vs Vanderbilt (Feb 18, 2023 at Arlington, Texas)
	2	-	vs Arkansas (Feb 19, 2023 at Arlington, Texas)
	2	-	at Missouri State (02-28-23)
Hit batters:	3	-	vs Arkansas (Feb 19, 2023 at Arlington, Texas)

Batting

At bats:	6	-	(5 times)
Runs scored:	2	-	(13 times)
Hits:	4	-	Adkison, Chase vs LMU (Feb 25, 2023)
RBIs:	6	-	Schubart, Nolan at Missouri State (02-28-23)
Doubles:	1	-	(19 times)
Home runs:	2	-	Schubart, Nolan at Missouri State (02-28-23)
Total bases:	9	-	Schubart, Nolan at Missouri State (02-28-23)
Walks:	3	-	McLean, Nolan vs Vanderbilt (Feb 18, 2023 at Arlington, Texas)
	3	-	McLean, Nolan vs California Baptist (Feb 21, 2023)
	3	-	McLean, Nolan at Missouri State (02-28-23)
Strikeouts:	3	-	Wulfert, Tyler vs Missouri (Feb 17, 2023 at Arlington, Texas)
	3	-	Ehrhard, Zach vs Vanderbilt (Feb 18, 2023 at Arlington, Texas)
Sac hits:	1	-	Daugherty, Ian vs LMU (Feb 25, 2023)
	1	-	Ehrhard, Zach vs LMU (Feb 25, 2023)
	1	-	Adkison, Chase at Missouri State (02-28-23)
Sac flies:	1	-	Brown, Marcus vs Arkansas (Feb 19, 2023 at Arlington, Texas)
Stolen bases:	2	-	McLean, Nolan at Missouri State (02-28-23)
Hit by pitch:	1	-	(7 times)
Caught stealing:	1	-	McLean, Nolan vs California Baptist (Feb 21, 2023)
Runners LOB:	5	-	Schubart, Nolan at Missouri State (02-28-23)

Fielding

Putouts:	15	-	Adkison, Chase vs California Baptist (Feb 21, 2023)
Assists:	5	-	Brown, Marcus vs Vanderbilt (Feb 18, 2023 at Arlington, Texas)
	5	-	Riggio, Roc vs LMU (Feb 26, 2023)
Errors:	1	-	(6 times)
Passed balls:	1	-	Daugherty, Ian vs Missouri (Feb 17, 2023 at Arlington, Texas)

Pitching

Innings pitched:	6.0	-	Watts-Brown, Juaron vs LMU (Feb 25, 2023)
	6.0	-	Phillips, Brennan vs LMU (Feb 26, 2023)
Runs allowed:	7	-	Phillips, Brennan vs Vanderbilt (Feb 18, 2023 at Arlington, Texas)
Earned runs:	7	-	Phillips, Brennan vs Vanderbilt (Feb 18, 2023 at Arlington, Texas)
Walks allowed:	4	-	Davis, Gabe vs Arkansas (Feb 19, 2023 at Arlington, Texas)
Strikeouts:	11	-	Keisel, Janzen vs California Baptist (Feb 21, 2023)
Hits allowed:	7	-	Watts-Brown, Juaron vs Missouri (Feb 17, 2023 at Arlington, Texas)
Doubles allowed:	2	-	Watts-Brown, Juaron vs Missouri (Feb 17, 2023 at Arlington, Texas)
	2	-	Keisel, Janzen at Missouri State (02-28-23)
	2	-	Root, Bayden at Missouri State (02-28-23)
Triples allowed:	1	-	(4 times)
Homers allowed:	3	-	Keisel, Janzen at Missouri State (02-28-23)
Wild pitches:	1	-	(9 times)
Hit batters:	2	-	Phillips, Brennan vs Vanderbilt (Feb 18, 2023 at Arlington, Texas)
	2	-	Root, Bayden vs Arkansas (Feb 19, 2023 at Arlington, Texas)



2023 OPPONENT SEASON HIGHS

Batting

At bats:	45	-	vs LMU (Feb 25, 2023)
Runs scored:	18	-	vs Arkansas (Feb 19, 2023 at Arlington, Texas)
Hits:	15	-	vs LMU (Feb 25, 2023)
RBIs:	17	-	vs Arkansas (Feb 19, 2023 at Arlington, Texas)
Doubles:	2	-	vs Missouri (Feb 17, 2023 at Arlington, Texas)
	2	-	vs Vanderbilt (Feb 18, 2023 at Arlington, Texas)
	2	-	vs Arkansas (Feb 19, 2023 at Arlington, Texas)
Triples:	2	-	vs Vanderbilt (Feb 18, 2023 at Arlington, Texas)
Home runs:	3	-	vs LMU (Feb 25, 2023)
Total bases:	26	-	vs LMU (Feb 25, 2023)
Walks:	10	-	vs Arkansas (Feb 19, 2023 at Arlington, Texas)
Strikeouts:	16	-	vs LMU (Feb 25, 2023)
Sac hits:	1	-	vs Missouri (Feb 17, 2023 at Arlington, Texas)
	1	-	vs California Baptist (Feb 21, 2023)
Sac flies:	3	-	vs Arkansas (Feb 19, 2023 at Arlington, Texas)
Stolen bases:	1	-	vs Vanderbilt (Feb 18, 2023 at Arlington, Texas)
Hit by pitch:	3	-	vs Arkansas (Feb 19, 2023 at Arlington, Texas)
Caught stealing:	1	-	vs Missouri (Feb 17, 2023 at Arlington, Texas)
Runners LOB:	12	-	vs LMU (Feb 25, 2023)
Hit into DP:	1	-	vs LMU (Feb 26, 2023)

Fielding

Putouts:	30	-	vs LMU (Feb 25, 2023)
Assists:	12	-	vs LMU (Feb 25, 2023)
Errors:	3	-	vs Vanderbilt (Feb 18, 2023 at Arlington, Texas)
	3	-	vs LMU (Feb 25, 2023)
Passed balls:	1	-	vs Vanderbilt (Feb 18, 2023 at Arlington, Texas)
DPs turned:	2	-	vs Vanderbilt (Feb 18, 2023 at Arlington, Texas)

Pitching

Innings pitched:	10.0	-	vs LMU (Feb 25, 2023)
Runs allowed:	11	-	vs LMU (Feb 26, 2023)
Earned runs:	10	-	vs LMU (Feb 26, 2023)
Walks allowed:	9	-	vs Vanderbilt (Feb 18, 2023 at Arlington, Texas)
Strikeouts:	16	-	vs Missouri (Feb 17, 2023 at Arlington, Texas)
Hits allowed:	14	-	vs LMU (Feb 25, 2023)
Doubles allowed:	5	-	vs LMU (Feb 25, 2023)
Homers allowed:	3	-	vs LMU (Feb 26, 2023)
Wild pitches:	1	-	(4 times)
Hit batters:	2	-	vs LMU (Feb 26, 2023)

Batting

At bats:	6	-	(4 times)
Runs scored:	3	-	Stovall vs Arkansas (Feb 19, 2023 at Arlington, Texas)
	3	-	S. Biller vs LMU (Feb 25, 2023)
	3	-	C. Blough vs LMU (Feb 25, 2023)
Hits:	4	-	J. Thomas vs LMU (Feb 25, 2023)
RBIs:	5	-	Wegner vs Arkansas (Feb 19, 2023 at Arlington, Texas)
Doubles:	2	-	Nivens, S. at Missouri State (02-28-23)
	2	-	Stewart, Z. at Missouri State (02-28-23)
Triples:	1	-	(4 times)
Home runs:	2	-	Robertson, D. at Missouri State (02-28-23)
Total bases:	8	-	Stewart, Z. at Missouri State (02-28-23)
	8	-	Nivens, S. at Missouri State (02-28-23)
	8	-	Robertson, D. at Missouri State (02-28-23)
Walks:	3	-	Jones vs Arkansas (Feb 19, 2023 at Arlington, Texas)
Strikeouts:	6	-	D. Ornelas vs LMU (Feb 25, 2023)
Sac hits:	1	-	Garcia vs Missouri (Feb 17, 2023 at Arlington, Texas)
	1	-	G. Ostrander vs California Baptist (Feb 21, 2023)
Sac flies:	1	-	Coll vs Arkansas (Feb 19, 2023 at Arlington, Texas)
	1	-	Bolton vs Arkansas (Feb 19, 2023 at Arlington, Texas)
	1	-	Rowland vs Arkansas (Feb 19, 2023 at Arlington, Texas)
Stolen bases:	1	-	Austin vs Vanderbilt (Feb 18, 2023 at Arlington, Texas)
Hit by pitch:	1	-	(9 times)
Caught stealing:	1	-	Lovich, R. vs Missouri (Feb 17, 2023 at Arlington, Texas)
Runners LOB:	4	-	D. Ornelas vs LMU (Feb 25, 2023)

Fielding

Putouts:	15	-	Leach vs Missouri (Feb 17, 2023 at Arlington, Texas)
Assists:	4	-	C. McGuire vs California Baptist (Feb 21, 2023)
	4	-	Rodriguez, N. at Missouri State (02-28-23)
	4	-	Hull, M. at Missouri State (02-28-23)
Errors:	3	-	Diaz vs Vanderbilt (Feb 18, 2023 at Arlington, Texas)
Passed balls:	1	-	Bulger vs Vanderbilt (Feb 18, 2023 at Arlington, Texas)
	1	-	Socci, A. at Missouri State (02-28-23)

Pitching

Innings pitched:	6.2	-	D. Barrera vs LMU (Feb 25, 2023)
Runs allowed:	6	-	Z. Kirby vs LMU (Feb 25, 2023)
Earned runs:	5	-	Murphy vs Missouri (Feb 17, 2023 at Arlington, Texas)
	5	-	Ginther vs Vanderbilt (Feb 18, 2023 at Arlington, Texas)
Walks allowed:	5	-	Dutkanych vs Vanderbilt (Feb 18, 2023 at Arlington, Texas)
Strikeouts:	9	-	Neubeck vs Missouri (Feb 17, 2023 at Arlington, Texas)
Hits allowed:	7	-	Z. Kirby vs LMU (Feb 25, 2023)
Doubles allowed:	2	-	(5 times)
Homers allowed:	2	-	O. Hackman vs LMU (Feb 26, 2023)
Wild pitches:	2	-	Eddington, J. at Missouri State (02-28-23)
Hit batters:	1	-	(7 times)



The Last Time...

A Cowboy Hitter Had...

8+ At Bats in a Game:	Gage Green & Corey Hassel (8) vs. Texas, April 3, 2015
5+ Hits in a Game:	Marcus Brown (5) & Roc Riggio (5) vs. Missouri State, June 5, 2022
6 Runs in a Game:	Christian Funk vs. Kansas, April 12, 2019 (tied school record)
5 Runs in a Game:	Marcus Brown vs. Missouri State, June 5, 2022
3 Doubles in a Game:	Marcus Brown vs. Missouri State, June 5, 2022
2 Triples in a Game:	Carson McCusker vs. Kansas State, March 23, 2019 (tied school record)
A Grand Slam:	Griffin Doersching vs. Missouri State (6th inning), June 5, 2022
A Pinch-Hit Home Run:	Garrett Martin vs. Wright State (9th inning, Gm. 2), Feb. 27, 2022
Hit For the Cycle:	Christian Encarnacion-Strand vs. UAPB, April 21, 2021
10 RBI in a Game:	Jason Heath vs. Kansas State, April 24, 1993 (school record)
9 RBI in a Game:	Robbie Rea vs. Alabama A&M, March 10, 2012 (Game 1)
8 RBI in a Game:	Adam Carr vs. Kansas, May 22, 2005
7 RBI in a Game:	Roc Riggio vs. Missouri State, June 5, 2022
6 RBI in a Game:	Nolan Schubart vs. Missouri State, Feb. 28, 2023
5 RBI in a Game:	Roc Riggio vs. Oklahoma, April 9, 2022
10+ Total Bases:	Roc Riggio vs. Missouri State, June 5, 2022
5 Walks in a Game:	Zach Ehrhard vs. Missouri State, June 5, 2022
4 Walks in a Game:	Caeden Trenkle vs. Oklahoma, April 30, 2021
4 Strikeouts in a Game:	Nolan McLean vs. Oral Roberts, April 19, 2022
Stole Home:	Caeden Trenkle vs. Texas Tech, March 19, 2021
4 Stolen Bases in a Game:	Garrett McCain vs. Incarnate Word, March 1, 2016
3 Stolen Bases in a Game:	Gage Green vs. Southeastern Oklahoma State, March 20, 2013
3 HRs in a Game:	Trevor Boone vs. Texas, April 18, 2019 (tied school record)
2 HRs in a Game:	Nolan Schubart vs. Missouri State, Feb. 28, 2023
HRs in Consecutive At Bats:	Nolan McLean vs. Missouri State (2nd & 4th innings), June 3, 2022
Inside-the-Park Home Run:	Kevin Bradley vs. Alcorn State, March 11, 2015
2 Hits in an Inning:	Marcus Brown (9th inning) vs. Missouri State, June 5, 2022
3 Hits in an Inning:	Toby Rhodes vs. Grambling, Feb. 11, 2000 (tied for NCAA record)
3 HBP in a Game:	Rafael Thomas vs. Western Illinois, March 18, 2009 (Game 2)
Led Off Game with HR:	Zach Ehrhard vs. Baylor, May 20, 2022
Walk-Off Home Run:	Ryan Sluder vs. Dallas Baptist, April 21, 2015

A Cowboy Pitcher Had...

A Complete Game:	Justin Campbell vs. Kansas, March 25, 2022
A Complete Game (7 Innings):	Justin Campbell vs. Baylor, May 26, 2022
A Complete Game by a Freshman:	Justin Campbell vs. Kansas, May 8, 2021
Four-Straight Complete Games:	Spencer Grogan vs. Kansas State 4/25; Kansas 4/17; Baylor 4/11; Texas A&M 4/3, 2004
Consecutive Complete Games:	Jensen Elliott vs. Oklahoma, May 10, 2019; vs. Baylor, May 17, 2019
Consecutive Complete Games (7 Innings):	Matt Smith at Baylor (9), April 18, 1998; vs. Nebraska (7), April 24, 1998
A Shutout:	Justin Campbell vs. Kansas, May 8, 2021
A Shutout (7 Innings):	C.J. Varela vs. Little Rock, Feb. 26, 2020
Consecutive Shutouts:	Thomas Hatch vs. TCU, April 22, 2016; vs. Texas, April 30, 2016; vs. Prairie View A&M, May 6, 2016
A Combined Shutout:	Juaron Watts-Brown (6.0), Evan O'Toole (2.0) & Nolan McLean (1.0) vs. LMU, Feb. 25, 2023 (Game 1)*
A Combined Shutout (7 Innings):	C.J. Varela (5.0) & Roman Phansalkar (2.0) vs. UAPB, April 20, 2021
A Shutout by a Freshman:	Justin Campbell vs. Kansas, May 8, 2021
Hit Four Batters in a Game:	Matt Gardner vs. La Salle, Feb. 16, 2007
A Three-Pitch Inning:	Rick Rivas (5th inn.) vs. Dallas Baptist, April 11, 2006
Had 10+ Strikeouts in a Game:	Janzen Keisel vs. California Baptist, Feb. 21, 2023
A 1-Hit Game:	Jensen Elliott vs. Texas, April 18, 2019
A 1-Hit Game (7 Innings):	C.J. Varela vs. Little Rock, Feb. 26, 2020
A Combined 1-Hit Game:	Jensen Elliott (7.0), Peyton Battenfield (1.0) & Ben Leeper (1.0) vs. Southeastern Louisiana, March 15, 2019
A No-Hitter:	Justin Campbell vs. Kansas, May 8, 2021
A No-Hitter (7 Innings):	Joe Giordanella vs. Oklahoma, April 1, 1985
A Combined No-Hitter:	Juaron Watts-Brown (6.0), Evan O'Toole (2.0) & Nolan McLean (1.0) vs. LMU, Feb. 25, 2023 (Game 1)*



The Last Time...

Oklahoma State (The Team)...

Scored 30+ Runs:	30 vs. Western Illinois, March 18, 2009 (Game 1)
Scored 20+ Runs:	29 vs. Missouri State, June 5, 2022
Scored 10+ Runs in an Inning:	10 (7th inn.) vs. Texas, May 1, 2022
Had 20+ Hits:	26 vs. Missouri State, June 5, 2022
Had 7+ Doubles:	7 vs. Missouri State, June 5, 2022
Did Not Strikeout:	vs. Kansas, May 2, 2010
Had 4+ Triples:	4 vs. Arkansas-Pine Bluff, March 23, 2011
Had 10+ HRs:	12 vs. Kansas, April 12, 2019 (school record)
Had 7+ HRs:	12 vs. Kansas, April 12, 2019 (school record)
Had 10+ Walks:	17 vs. Missouri State, June 5, 2022
Had 10+ Stolen Bases:	11 vs. Wichita State, April 27, 1956 (school record)
Allowed Less Than Three Hits:	0 vs. LMU, Feb. 25, 2023 (Game 1)*
Was Shut Out:	vs. Vanderbilt, Feb. 18, 2022
Was Shut Out at Home:	vs. Vanderbilt, March 13, 2021 (Game 1)
Was Shut Out On The Road:	vs. Vanderbilt, Feb. 18, 2022
Had Back-to-Back Homers:	David Mendham & Nolan McLean (6th inn.) vs. Texas, April 17, 2022
Had Three Consecutive Homers:	Christian Funk/Colin Simpson/Andrew Navigato (1st inn.) vs. Oklahoma, May 10, 2019
Struck Out 15+ Times:	16 vs. Missouri, Feb. 17, 2023
Turned a Triple Play:	vs. Cal State Fullerton, May 31, 2014
Was Held to 2 or Less Hits:	2 vs. Oral Roberts, May 2, 2017
Committed 4+ Errors in a Game:	4 vs. Arkansas, June 5, 2022
Won Both Games of a Doubleheader:	vs. Wright State, Feb. 27, 2022
Lost Both Games of a Doubleheader:	vs. Texas, April 24, 2021
Recorded 12+ Strikeouts (pitching):	16 vs. LMU, Feb. 25, 2023 (Game 2)*
Did Not Issue a Walk (pitching):	vs. Baylor, May 26, 2022

An Opponent...

Threw a No-Hitter:	Nick Schmidt (6), Brian McLelland (1) & Devin Collis (2), Arkansas, Feb. 11, 2006
Threw a One-Hitter:	B.R. Cook, Oregon State, Feb. 18, 1999
Hit 3 HRs:	Charlie Llewellyn, Texas-Arlington, March 10, 1993
Hit 2 HRs:	Dylan Robertson, Missouri State, Feb. 28, 2023
Had Back-to-Back HRs:	Silas Ardoin, Skyler Messinger & Dylan Campbell (2nd inn.), Texas, May 1, 2022
Hit a Grand Slam:	Jalen Battles (8th inn.), Arkansas, June 4, 2022
Had 5+ Hits in a Game:	Caleb Denny (5), Oral Roberts, April 19, 2022
Had 5+ RBI in a Game:	Jared Wegner (5), Arkansas, Feb. 19, 2023
Scored 10+ Runs in an Inning:	Stetson (10 in the 3rd inn.), June 3, 2018
Had a Pinch-Hit Home Run:	Staus Pokrovsky (5th inn.), Seton Hall, March 19, 2022
Pitched a Complete Game:	Jack Perkins, Stetson, June 3, 2018
Had 10+ Strikeouts in a Game:	Pete Hansen (12), Texas, May 25, 2022

italics — occurred during 2023 season

* — most recent occurrence in 2023