



OKLAHOMA STATE

BASKETBALL

Communications Contact: Patrick Osborne | patrick.osborne10@okstate.edu | O: 405.744.7756 | C: 405-496-0533

2022-23 Season Details

Overall / Home / Road / Neutral: 10-8 / 7-2 / 2-4 / 1-2

Date: Saturday, Jan. 21 (1 p.m. CT)

Opponent: No. 12 Iowa State

Series: OSU leads, 70-67

Watch: ESPN+ (Pete Sousa & Bryndon Manzer)

Listen: Cowboy Radio Network

2022-23 Schedule

Date	Opponent	Time/Result	TV
11/3	Ouachita Baptist	W, 85-51	ESPN+
11/7	UTA	W, 77-66	ESPN+
11/10	Southern Ill.	L, 61-60	ESPN+
11/13	@ Oakland	W, 91-62	ESPN+
Bah Mar Hoops			
11/18	UCF	L, 60-56 (OT)	CBSSN
11/20	DePaul	W, 82-78	CBSSN
11/25	Tulsa	W, 82-56	ESPN+
11/27	PVA	W, 78-53	ESPN+
Big 12/Big East Battle			
12/1	#8 @ UConn	L, 74-64	FS1
12/6	Sam Houston	W, 65-51	ESPNU
Basketball Hall of Fame Invitational			
12/11	RV Virginia Tech	L, 70-65	ESPN2
12/17	@ Wichita State	W, 59-49	ESPNU
12/20	Texas A&M CC	W, 81-58	ESPN+
12/31	@ #4 Kansas	L, 69-67	CBS
1/2	RV WVU	W, 67-60	ESPNU
1/7	#6 Texas	L, 56-46	ESPNU
1/10	@ #11 Kansas State	L, 65-57	ESPNU
1/14	@ RV Baylor	L, 74-58	ESPN2
1/18	Oklahoma	W, 72-56	ESPNU
1/21	#12 Iowa State	1 PM CT	ESPNU
1/24	@ #7 Texas	8 PM CT	LHN
Big 12/SEC Challenge			
1/28	Ole Miss	7 PM CT	ESPN2
2/1	@ Oklahoma	8 PM CT	TBA
2/4	#14 TCU	1 PM CT	ESPN+
2/8	Texas Tech	7 PM CT	ESPN+
2/11	@ #12 Iowa State	5 PM CT	TBA
2/14	#2 Kansas	8 PM CT	TBA
2/18	@ #14 TCU	1 PM CT	ESPN+
2/20	@ West Virginia	6 PM CT	ESPN2
2/25	#13 Kansas State	1 PM CT	ESPNU
2/27	#21 Baylor	8 PM CT	TBA
3/4	@ Texas Tech	5 PM CT	ESPN2
3/8	Big 12 Tournament	TBA	TBA

Possible Cowboy Starters



Guard

0 Avery Anderson III | 6-3 | 158 | Sr. | Justin, Texas

Min.	PPG	RPG	APG	BPG	SPG	FG%	3FG%	FT%
27.9	10.6	3.7	3.1	0.3	1.7	38.5	16.7	81.7

• Posted 14 points in the win over OU on Wednesday



Guard

51 John-Michael Wright | 6-1 | 190 | Sr. | Fayetteville, N.C.

Min.	PPG	RPG	APG	BPG	SPG	FG%	3FG%	FT%
28.4	8.7	2.7	1.9	--	0.9	35.1	33.3	91.7

• High Point transfer... Averaging 7.5 points with 1.7 assists in Big 12 games



Guard

1 Bryce Thompson | 6-6 | 194 | Jr. | Tulsa, Okla.

Min.	PPG	RPG	APG	BPG	SPG	FG%	3FG%	FT%
29.4	11.9	2.8	2.2	0.1	0.5	38.9	40.0	59.5

• Averaging 12.7 points in Big 12 games this season



Forward

22 Kalib Boone | 6-9 | 198 | Sr. | Tulsa, Okla.

Min.	PPG	RPG	APG	BPG	SPG	FG%	3FG%	FT%
24.1	10.4	5.6	1.2	1.4	0.6	56.2	16.7	82.0

• Averaging 12.3 points per game in Big 12 games this season with 6.0 rebounds



Guard

33 Woody Newton | 6-9 | 195 | Jr. | District Heights, Md.

Min.	PPG	RPG	APG	BPG	SPG	FG%	3FG%	FT%
11.9	4.1	3.2	0.2	0.2	0.4	40.5	31.6	56.3

• Made first career start on Wednesday against OU

Other Key Cowboys



Guard

5 Caleb Asberry | 6-3 | 165 | R-Sr. | Pflugerville, Texas

Min.	PPG	RPG	APG	BPG	SPG	FG%	3FG%	FT%
23.8	8.1	3.4	1.8	0.4	0.6	39.8	36.8	85.7

• Texas State transfer... Shooting 40.0 from behind the arc in Big 12 games



Forward

33 Moussa Cisse | 7-1 | 216 | Jr. | Conakry, Guinea

Min.	PPG	RPG	APG	BPG	SPG	FG%	3FG%	FT%
23.7	7.5	9.3	0.6	2.5	0.5	59.0	--	41.7

• Returned to action for first time since WVU game on Wednesday against OU



Forward

23 Tyreek Smith | 6-9 | 217 | RS-Jr. | Baton Rouge, La.

Min.	PPG	RPG	APG	BPG	SPG	FG%	3FG%	FT%
17.9	5.6	3.9	0.4	0.9	0.4	64.6	25.0	66.7

• Started three of the past four games for the Cowboys

COACH CAPSULE • ROSTERS

Mike Boynton



• In six seasons at the helm (this year being the sixth), Boynton has compiled an 97-81 record while leading the Cowboys to 20 wins over ranked opponents, including 11 victories over top-10 squads. Notably during the 2021-22 season, he led the Cowboys to the first win in program history over the top-ranked team in the country on the road with a 61-54 win in Waco against the Baylor Bears.

- The author of back-to-back top-25 recruiting classes, OSU's first trip to the Big 12 Championship finals since 2005 and its first NCAA Tournament victory since 2009.

HEAD COACHING RECORD

Year	Record	Big 12	Post
2022-23	10-8 (.556)	2-4 (.500)	
2021-22	15-15 (.500)	8-10 (.444)	-
2020-21	21-9 (.700)	11-7 (.611)	NCAA 32
2019-20	18-14 (.563)	7-11 (.389)	Canceled
2018-19	12-20 (.375)	5-13 (.278)	-
2017-18	21-15 (.583)	8-10 (.444)	NIT QF
Totals	97-81 (.545)	41-55 (.427)	

AS AN ASSISTANT COACH

Year	School	Role
2016-17	Oklahoma State	Asst. Coach
2013-16	Stephen F. Austin	Asst. Coach
2008-13	South Carolina	Asst. Coach
2007-08	Wofford	Assoc. HC
2005-07	Coastal Carolina	Asst. Coach
2004-05	Furman	Grad. Man.

THE COWBOYS UNDER BOYNTON

vs. Ranked Opponents	20-35
Big 12 Games	41-55
Home Games	60-30
Road Games	23-40
Neutral Games	14-11
Postseason Games	7-5
Leading at Half	78-23
Out-rebounding Opponent	65-25
Forcing 10+ Turnovers	94-65
Scoring 80+ Points	41-6

THE BOYNTON FILE

- Birthday: Jan. 17, 1982
- Hometown: Brooklyn, New York
- Alma Mater: South Carolina, 2003
- Degree: African American Studies
- Playing Career: South Carolina (2001-04)

2022-23 Rosters

NUMERICAL

No.	Name	Pos.	Ht.	Wt.	Class	Hometown
0	Avery Anderson III	G	6-3	158	Sr.	Justin, Texas
1	Bryce Thompson	G	6-6	194	Jr.	Tulsa, Okla.
2	Chris Harris Jr.	G	6-2	200	Sr.	Dallas, Texas
4	Woody Newton	G	6-9	195	Jr.	District Heights, Md.
5	Caleb Asberry	G	6-3	165	Sr.	Pflugerville, Texas
12	Naz Brown	G	6-0	181	Fr.	Fort Worth, Texas
13	Quion Williams	G	6-4	208	Fr.	Jonesboro, Ark.
15	Carson Sager	G	6-4	207	Jr.	Wichita Falls, Texas
21	Brooks Manzer	G	6-3	190	So.	Edmond, Okla.
22	Kalib Boone	F	6-9	198	Sr.	Tulsa, Okla.
23	Tyreek Smith	F	6-9	217	Jr.	Baton Rouge, La.
25	Bernard Kouma	F	6-10	240	Sr.	N'djamena, Chad
33	Moussa Cisse	F	7-1	216	Jr.	Conakry, Guinea
35	Weston Church	G	6-3	180	Jr.	Fairview, Okla.
51	John-Michael Wright	G	6-1	190	Sr.	Fayetteville, N.C.

ALPHABETICAL

No.	Name	Pos.	Ht.	Wt.	Class	Previous School
0	Avery Anderson III	G	6-3	158	Sr.	Northwest HS
5	Caleb Asberry	G	6-3	165	Sr.	Texas State
22	Kalib Boone	F	6-9	198	Sr.	Memorial HS
12	Naz Brown	G	6-0	281	Fr.	Coppell HS
35	Weston Church	G	6-3	180	Jr.	Fairview HS
33	Moussa Cisse	F	7-1	216	Jr.	Memphis
2	Chris Harris Jr.	G	6-2	223	Sr.	South Garland HS
25	Bernard Kouma	F	6-10	240	Sr.	South Plains College
21	Brooks Manzer	G	6-3	190	So.	Edmond Memorial HS
4	Woody Newton	G	6-9	195	Jr.	Syracuse
15	Carson Sager	G	6-4	207	Jr.	Rider HS
23	Tyreek Smith	F	6-9	217	Jr.	Texas Tech
1	Bryce Thompson	G	6-6	194	Jr.	Kansas
13	Quion Williams	G	6-4	208	Fr.	Jonesboro HS
51	John-Michael Wright	G	6-1	190	Sr.	High Point

COACHES

Name	Role	Season at OSU (alma mater)
Mike Boynton, Jr.	Head Coach	Sixth season (South Carolina, 2003)
Terrence Rencher	Assistant Coach	Second Season (Texas, 2007)
Larry Blunt	Assistant Coach	Second Season (James Madison, 2005)
David Cason	Assistant Coach	Second Season (Illinois State, 1996)
Keiton Page	Director of Player Development	11th season (Oklahoma State, 2012)
Scott Sutton	Director of Basketball Admin.	Sixth season (Oklahoma State, 1995)
Mark Mitchell	Strength & Conditioning Coach	Second Season (Eastern Michigan, 2010)
Kris Quintana	Video Coordinator	First Season (St. John's University, 2016)

PRONUNCIATIONS

No.	Name	Pronunciation
5	Caleb Asberry	As-berry
12	Naz Brown	Nah-z
13	Quion Williams	Key-on
22	Kalib Boone	Caleb
25	Bernard Kouma	COO-muh
33	Moussa Cisse	See-Say

GAME NOTES

Facing Iowa State - Here's The Scout

- Oklahoma State men's basketball is set to play host to No. 12 Iowa State on Saturday afternoon inside Gallagher-Iba Arena. Tip is set for 1 p.m. CT on ESPN+ with Pete Sousa and former Oklahoma State standout Bryndon Manzer on the call while Cowboy fans can listen to Dave Hunziker and John Holcomb on the Cowboy Radio Network or Varsity App.
- Oklahoma leads the all-time series, 70-67, and has won five of the past six games. OSU is 40-19 all-time at home against the Cyclones. In the series' history, the Cowboys have averaged 69.0 points per game.
- There will be lots going on Saturday inside GIA, including the annual reunion of players coached by legendary Oklahoma State head coach, Mr. Henry Iba. Former Mr. Iba players expected to return include Tim Gorsuch, Fred Utter, Don Garner, Cecil Epperley, Charles Savell, Michael Miller, Gene Johnson, Skip Iba, Moe Iba, Paul Mullen, Don Linsenmeyer, Don Wheeler, Jim Skelton, Les Berryhill, Fred Moulder, Jack Herron, V.R. Barnhouse, Sparky Grober, Kevin Leonard, Larry Hawk, Mel Wright, Arlen Clark, Gene Hawk, Dick Soergel, Ira Scott, Jerry Clark and Ward Sherrill.
- Mr. Iba, who legendary coach Dean Smith once said, "He was perhaps the greatest coach of all time, and truly an outstanding human being whom I could count on as a friend. Whether he realized it or not, he has touched every coach's philosophy in the game," led the Cowboys to back-to-back national championships in 1945 and 1946. In doing so, Oklahoma State became the first men's basketball team in NCAA history to win back-to-back national championships.
- For the Cyclones, they come into the game with a 14-3 record overall and a 5-1 mark in Big 12 play. Iowa State is 10-0 at home, but holds a 4-3 mark in games played on the road or at neutral sites. Jaren Holmes has led the way thus far, averaging 13.2 points per game in 30.4 minutes of work to go along with 3.2 rebounds.

The New Sheriffs In Town

- John-Michael Wright, a High Point transfer, brings experience and poise to the Oklahoma State locker room. In the 2021-22 season, his junior year of eligibility, he played and started in all 32 games for High Point while averaging 34.9 minutes per contest. He shot .410 from the field and .363 from behind the arc as he averaged 18.4 points, 4.4 rebounds and 3.4 assists.
- He finished the year with the eighth-best assist-turnover ratio in the Big South, the ninth-best field goal percentage, had the second-most free throw attempts (third-most made), led the conference in scoring average and had the eighth-most assists.
- Alongside Wright from the transfer ranks is Caleb Asberry from Texas State. He started all 29 games during the 2021-22 season, the only Bobcat to do that, as he led the team in scoring with a career-high 13.6 points and also paced the team in minutes played (847), steals (37), three-pointers made (63).
- Asberry was notably a two-time All-Sun Belt (2021: Third Team, 2022: First Team) selection.
- The lone freshman of the group, Quion Williams, joins the Cowboys from Jonesboro. During his high school career, Williams helped lead his team to two state championships and a 30-3 record.

Mid-Season Quick Hitters

- Moussa Cisse has dominated through 18 games with five double-doubles to his name so far. The five double-doubles are the second most in the Big 12, only behind Jalen Wilson of Kansas with eight. Cisse is four double-doubles away from becoming the first Cowboy since Bryant "Big Country" Reeves to post 10 or more in a season.
- Kalib Boone, Tyreek Smith, Woody Newton and Bernard Kouma teamed up to help fill the Cisse gap, as he missed three games due to injury before returning on Wednesday night to face Oklahoma. During the stretch, Smith made three-straight starts while averaging 25.1 minutes with 4.7 rebounds, 2.3 blocks and 2.0 points. Newton made the start on Wednesday night against OU.
- Boone amped up the scoring in those three games, as he averaged 15.7 points with 5.3 rebounds in 27.1 minutes of work. For Newton, he averaged 17.5 minutes with 4.7 points and 5.0 rebounds.
- After the Wichita State result, Oklahoma State has now held at least one opponent to less than 50 points in a game in back-to-back seasons for the first time since 2016.
- There have been 17 seasons since the 2000-01 year that OSU had at least one game holding an opponent to less than 50 points while the program has done so in back-to-back seasons 13 times during the stretch.
- Just one team, Baylor, has scored more than 69 points on the Cowboys in six Big 12 games thus far while no Big 12 team has scored more than 60 in Stillwater.
- Only two teams (UT Arlington and Southern Illinois) have scored more than 60 points in GIA this season through the first nine home games of the season.
- In those nine home games, OSU has held teams to an average of 57.4 points per game and just 35.9 percent shooting from the field.
- A big part of those numbers? The Cowboys have held a 55-15 blocked shots advantage at home, with Cisse leading the way at 20. Boone has recorded 11, himself.
- Fast starts have been the key at home for the Cowboys as they have outscored their visiting foes by 54 in the first half of action in GIA.

#12 Iowa State At A Glance

Record: 14-3, 5-1 Big 12

Leading scorer: Jaren Holmes (13.2)

Leading rebounder: Aljaz Kunc (5.9)

Leader in assists: Tamin Lipsey (4.9)

Streak coming into game: W1

Record in road games this year: 2-2

Head coach: T.J. Otzelberger

Big 12 Standings

School	Big 12	Overall
Kansas State	5-1	16-2
Kansas	5-1	16-2
Iowa State	5-1	14-3
Texas	4-2	15-3
TCU	3-3	14-4
Baylor	3-3	13-5
Oklahoma State	2-4	10-8
Oklahoma	2-4	11-7
West Virginia	1-5	11-7
Texas Tech	0-6	10-8

*as of 1/19

OSU Vs. The Averages

- **SHU - 78.9 points and 39.8 rebounds**
vs. OSU - 51 points and 22 rebounds

- **VA Tech - 74.7 points and 36.8 rebounds**
vs. OSU - 70 points and 37 rebounds

- **WSU - 64.8 points and 36.7 rebounds**
vs. OSU - 49 points and 27 rebounds

- **TACC - 78.9 points and 36.9 rebounds**
vs. OSU - 58 points and 29 rebounds

- **KU - 78.2 points and 37.9 rebounds**
vs. OSU - 69 points and 35 rebounds

- **WVU - 78.1 points and 34.6 rebounds**
vs. OSU - 60 points and 37 rebounds

- **Texas - 81.5 points and 36.7 rebounds**
vs. OSU - 56 points and 39 rebounds

- **KSU - 78.2 points and 35.7 rebounds**
vs. OSU - 65 points and 42 rebounds

- **BU - 80.6 points and 36.5 rebounds**
vs. OSU - 74 points and 41 rebounds

- **OU - 68.5 points and 31.8 rebounds**
vs. OSU - 56 points and 32 rebounds

Dating back to last season, OSU has held 21 of its past 22 opponents under their season scoring average

GAME NOTES

2022-23 Team NCAA Ranks

Category	NCAA Rank	BI2 Rank	Stat
Assist/turnover Ratio	286	10	0.9
Assists Per Game	195	10	13.2
Bench Points Per Game	180	5	20.0
Blocks Per Game	16	1	5.6
Effective FG Percentage	245	10	49.4
Fastbreak Points	244	8	8.3
Field Goal Percentage	244	10	43.2
FG Percentage Defense	3	1	36.9
Fouls Per Game	216	7	17.2
FT Attempts Per Game	227	7	16.9
Free Throw Percentage	158	6	71.5
FT Made Per Game	221	7	12.1
Rebound Margin	80	2	4.2
Rebounds (Defensive) Per Game	73	1	26.8
Rebounds (Offensive) Per Game	121	5	11.0
Rebounds Per Game	75	2	37.8
Scoring Defense	28	2	62.5
Scoring Offense	274	10	67.9
Steals Per Game	208	9	6.4
3-point Attempts Per Game	165	3	22.1
3-point Percentage	287	9	31.6
3-point Percentage Defense	25	2	29.2
3-pointers Per Game	225	8	7.0
Turnover Margin	283	9	-1.2
Turnovers Forced Per Game	148	9	13.6
Turnovers Per Game	313	9	14.8
Winning Percentage	178	10	52.9

Moussa Cisse

Blocks	24	1
Blocks Per Game	9	1
Double-Doubles	60	2
Rebounds	92	2
Rebounds (Defensive) Per Game	17	2
Rebounds (Offensive) Per Game	80	2

Kalib Boone

Blocks	139	4
Blocks Per Game	138	4
Rebounds (Offensive Per Game)	106	3

Tyreek Smith

Blocks Per Game	248	10
-----------------	-----	----

Bryce Thompson

Field Goal Attempts	340	8
---------------------	-----	---

Avery Anderson III

Free Throw Percentage	101	6
Free Throws	269	9

*as of 1/17

Things That Happened In Bedlam

- Bryce Thompson recorded a career-high nine rebounds. His previous high was seven, a mark he had reached twice before in his career.
- Oklahoma natives, Kalib Boone and Thompson, combined for 34 points, 16 rebounds, four assists and five blocked shots in the win.
- Woody Newton recorded his first career start and took advantage. In 27 minutes of work, he posted a career-high 12 points with two three-pointers to go along with five rebounds, a block and a steal.
- Moussa Cisse made his return to the court. He played just 2 minutes but recorded a rebound and forced an Oklahoma turnover under the basket. It was his first action on the court for the Cowboys since the West Virginia game on Jan. 2.
- Gallagher-Iba Arena returned to true form. With an official attendance of 10,789, it was the largest crowd of the season and the biggest home crowd since the 11,215 who attended last year's Bedlam game on Feb. 5.

1,000-Point Club

- Avery Anderson III joined Oklahoma State's 1,000-career point club on Wednesday night in Gallagher-Iba Arena. While teammates Caleb Asberry and John-Michael Wright won't count toward the OSU records, as they transferred in at the start of the season, they are both part of the larger club that spans the nation.
- Around the league, Kansas State, Iowa State and Texas all have four on their current roster while Oklahoma State and Texas Tech have three. Oklahoma, Baylor, Kansas, West Virginia and TCU have two.
- For Wright, he currently has the 89th-most career points in Division I basketball and is fifth among current Big 12 players.
- Wright is within striking distance of finishing with 1,000 points, 500 rebound (28 away) and 300 assists (14 away).

Moussa Got Better Last Season - And Here's The Numbers To Show It

- Based on his first 15 games in Stillwater last season, in comparison to the final 15 of last year, the evidence shows Moussa Cisse got better as the year went along and was playing his best basketball at the end of the season.
- Through his first 15 contests as a Cowboys, Cisse was shooting 49.2 percent from the field while averaging 5.4 rebounds, 6.4 points and was playing 17.5 minutes per game.
- Flip it to the last 15 games, and Cisse shot 61.5 percent from the field while averaging 7.5 rebounds with 8.1 points and was playing 22.4 minutes per game.
- Just looking at the last 10 games of the season, he recorded a double-double in three contests (West Virginia, Baylor and Oklahoma) and had multi-digit rebounds in six of them, including all of the final four.
- In that stretch of games down the stretch, the numbers immediately jump out from the West Virginia win on Feb. 12. Cisse posted 18 points with 10 rebounds, six of which came on the offensive side of the ball.

The 100 Games Played Club Gained Two More

- Oklahoma State's Avery Anderson III and Kalib Boone both played in their 100th game in a Cowboy uniform against Kansas in the Big 12 opener for the Cowboys. In doing so, they became the first two players on the current roster to play 100 college basketball games. John-Michael Wright, who transferred in, played his 100th basketball game against West Virginia.
- Other notable members of the club include Darwyn Alexander, Joe Adkins, James Anderson, Markel Brown, Terry Collins, JamesOn Curry, Byron Eaton, Marcus Dove, Phil Forte, Isaac Likekele, Desmond Mason, Ivan McFarlin, Marshall Moses, Keiton Page and more.
- Anderson III's first game came on Nov. 6, 2019, in an 80-75 win against Oral Roberts in Gallagher-Iba Arena. He played 13 minutes with five points, two steals and an assist.
- Kalib Boone's first game was the same night. He played 10 minutes, bringing in four rebounds and recorded two blocks.

The Winning Formula This Year

- In its 10 wins this season, Oklahoma State has three players (Avery Anderson III, Bryce Thompson and John-Michael Wright) averaging at least 10 points per game.
- The Cowboys have shot 35.9 percent from behind the arc in their victories while allowing their opponents an average of just 58.9 points per game.
- For comparison, in the eight losses just one player, Kalib Boone, has averaged at least 10 points or more while OSU has shot 27.3 percent from three. Opponents have still averaged just 66.1 points per game in the Cowboy losses.
- Sharing the ball, alongside sharing the scoring, has been key as well. OSU has averaged 14.9 assists per game in wins while averaging 11.0 in losses.
- Turnovers have been another winning indicator as the Cowboys have averaged 13.6 in wins while forcing an average of 14.4 in contrast to an average of 15.4 in losses while opponents are averaging 12.6.

GAME NOTES

The Upcoming Schedule

- Oklahoma State is at the start of its schedule that features six of its nine games at home. The stretch started on Wednesday when it defeated in-state rival Oklahoma before it gets set to face Iowa State in GIA on Saturday.
- The Cowboys hit the road for one game next Tuesday at Texas before returning home to face Ole Miss on Jan. 28. Twenty-two years after the tragic 2001 plane crash, the Oklahoma State family will honor and continue its promise to Remember The 10 when the Cowboys face Ole Miss.
- Ten members of the OSU basketball program were lost when its plane crashed following a road game at Colorado on Jan. 27, 2001. From that moment, the University vowed to always Remember The Ten. The men who perished in the crash were: Kendall Durfey, Bjorn Fahlstrom, Nate Fleming, Will Hancock, Daniel Lawson, Brian Luinstra, Denver Mills, Pat Noyes, Bill Teegins, Jared Weiberg. At 6:37 p.m. on Thursday, Jan. 27, the OSU Library Carillon will once again toll 10 times in honor of each of those that have been lost.
- Following its emotional game against Ole Miss, OSU will hit the road to face Oklahoma on Feb. 1 before returning home to face TCU and Texas Tech.
- A quick trip to Ames on Feb. 11 to face Iowa State will be followed with playing host to Kansas on Feb. 14 to round out the six home games in the upcoming nine contests.

An Oklahoma State Win Would...

- Improve the Cowboys to 71-67 all-time in the Iowa State series, which dates back to 1927.
- Be Oklahoma State's second-straight in the series between the two schools.
- Be OSU's sixth in the past seven meetings.
- Be the Cowboys' third win in the past four meetings in Stillwater.
- Improve the Cowboys to 41-19 all-time at home against Iowa State.
- Be Oklahoma State head coach Mike Boynton's 98th as head coach at Oklahoma State.
- Improve OSU to 7-4 in the past 11 meetings between the two schools.
- Be Boynton's 21st victory over a ranked opponent in his career and Oklahoma State's first this season.
- Be OSU's first victory over a Kenpom top-10 team this season and the first since defeating No. 7 Texas Tech at home last season, 52-51, on March 5 to close out the year.
- Be OSU's 58th win in the series as conference foes.

Streaks and Trends

- OSU has made at least one three-pointer in 745 consecutive games dating back to Jan. 13, 2001.
- The Cowboys have posted 10 or more assists in 25 of their past 30 games dating back to last season.
- Dating back to last season, OSU has held 21 of its past 22 opponents under their season scoring average.
- Oklahoma State has used its size to dominate in the paint offensively, outscoring 12 of its 18 opponents in the paint.
- As a team, the Cowboys have reached at least three blocks in all 18 games this season. OSU leads the Big 12 with 5.6 blocked shots per game, which ranks 16th in the country.
- The Cowboys have made 10 or more free throws in 12 of the first 18 games this season after doing so in 18 of their 30 games last season.
- OSU has forced 10 or more turnovers in 10-straight Big 12 games.
- Caleb Asberry has shown a strong ability to rebound as of late as he's brought in five or more rebounds in four-straight games.
- Bryce Thompson has brought in five or more rebounds in two of his past three games.
- Woody Newton has increased his scoring in four-straight games starting against Texas on Jan. 7. He's finished with three, four, seven and 12.
- He has also made at least one three-pointer in two-straight games and has recorded two or more rebounds in nine consecutive contests.
- Asberry has made a three-pointer in seven-straight games and has scored 14 or more points in two of his past three games.
- Kalib Boone has scored 10 or more points in four of his past five games and has scored 15 or more in three of his past five.
- Tyreek Smith has recorded at least one block in six-straight games.
- OSU has finished with less turnovers than the previous game three-straight games. OSU's seven turnovers against Oklahoma were tied for its fewest since the Cowboys had just six against West Virginia on March 9, 2019. The Cowboys also had seven against Kansas on Jan. 27, 2020.
- Oklahoma State has brought in eight or more offensive rebounds in four-straight games dating back to the contest against Texas on January 7.

THE COWBOYS IN GALLAGHER-IBA ARENA

	W	L	Win %
Overall	845	252	77.0%
Non-Conference	451	55	89.2%
Non-Con Since 1989	236	15	94.3%
Conference	392	196	67.6%
Big 12	152	68	68.9%

Noting The Program

Five Oklahoma State representatives have earned the highest honor in basketball - enshrinement in the Naismith Memorial Basketball Hall of Fame in Springfield, Massachusetts. From Bob Kurland, who went into the Hall in 1961, to Eddie Sutton's selection in 2020, Cowboy basketball has made its presence felt in the world of basketball. Among its peer schools in the Big 12, only Kansas has more Naismith Hall of Famers than Oklahoma State.

Four members of the Cowboy family have also earned a place in the National Collegiate Basketball Hall of Fame in Kansas City, Missouri. The Hall opened in 2006, and Mr. Henry Iba, Don Haskins and Bob Kurland were all enshrined in the inaugural class. Eddie Sutton earned his spot in the Hall in 2011.

NAISMITH HALL OF FAMERS

Bob Kurland	Enshrined in 1961
Mr. Henry Iba	Enshrined in 1969
Don Haskins	Enshrined in 1997
Bill Self	Enshrined in 2017
Eddie Sutton	Enshrined in 2020

COLLEGE BASKETBALL HALL OF FAMERS

Don Haskins	Inducted in 2006
Mr. Henry Iba	Inducted in 2006
Bob Kurland	Inducted in 2006
Eddie Sutton	Inducted in 2011

OSU was the first Division I men's basketball program to win back-to-back national titles. Then known as the Aggies, Oklahoma A&M produced the best record in school history, going 31-2. A&M became the first school in NCAA history to win back-to-back national basketball titles in front of 18,479 fans inside Madison Square Garden.

The Aggies defeated long-time rival Kansas 49-38 for the district title and defeated Baylor 44-29 in the semifinals of the Western Regionals in Kansas City. A 52-35 victory over California in the regional finals sent A&M to New York for the second-consecutive year, this time against North Carolina.

The Aggie defense was dominant, limiting the Tar Heels to just 17 points at halftime and holding on for a 43-40 victory.

Kurland led the nation in scoring, averaging 19.5 ppg. A&M held its opponents to just 32.1 points per contest, leading the nation in scoring defense.

Alongside Kurland, Parks and Williams were later silver medalists at the FIBA World Championships. A.L. Bennett, a sophomore at the time, was named an All-American two years later.

STARTERS / SPECIALTY STATS / MISCELLANEOUS

2022-23 STARTING LINEUPS

Opponent	Starter	Starter	Starter	Starter	Starter
UTA	Cisse	Boone	Thompson	Anderson	Wright
SIU	Cisse	Boone	Thompson	Anderson	Wright
Oakland	Cisse	Boone	Thompson	Anderson	Wright
UCF	Cisse	Boone	Thompson	Anderson	Wright
DePaul	Cisse	Boone	Thompson	Anderson	Wright
Tulsa	Cisse	Boone	Thompson	Anderson	Wright
PVAMU	Cisse	Boone	Thompson	Anderson	Wright
UConn	Cisse	Boone	Thompson	Anderson	Wright
Sam Houston	Cisse	Boone	Thompson	Anderson	Wright
Va Tech	Cisse	Boone	Thompson	Anderson	Wright
Wichita State	Cisse	Boone	Thompson	Anderson	Wright
Texas A&M CC	Cisse	Boone	Thompson	Anderson	Wright
Kansas	Cisse	Boone	Thompson	Anderson	Wright
WVU	Cisse	Boone	Thompson	Anderson	Wright
Texas	Smith	Boone	Thompson	Anderson	Wright
K-State	Smith	Boone	Thompson	Anderson	Wright
Baylor	Smith	Boone	Thompson	Anderson	Wright
Oklahoma	Newton	Boone	Thompson	Anderson	Wright

2022-23 SPECIALTY STATS

Opponent	OKLAHOMA STATE					OPPONENTS				
	Paint	Off/TO	2nd	Brk	Bench	Paint	Off/TO	2nd	Brk	Bench
UTA	28	17	9	11	18	32	17	10	13	43
SIU	28	15	7	15	15	24	8	5	6	16
Oakland	42	19	5	19	33	32	7	6	8	18
UCF	26	20	15	4	26	12	18	8	0	26
DePaul	42	16	12	2	23	26	17	11	4	12
Tulsa	44	18	17	14	29	30	13	16	10	29
PVAMU	42	20	18	7	24	16	12	0	8	17
UConn	32	8	17	2	20	26	27	17	9	11
Sam Houston	24	16	18	13	18	20	14	12	10	17
Va Tech	28	14	11	8	16	24	19	10	7	12
Wichita State	16	11	1	2	7	30	11	6	8	18
Texas A&M CC	32	9	6	9	33	18	10	5	8	33
Kansas	18	22	15	6	17	24	7	19	1	14
WVU	34	12	12	8	12	14	13	8	8	11
Texas	14	8	12	3	13	16	11	16	3	18
K-State	30	10	16	9	24	20	19	0	11	17
Baylor	24	8	16	9	26	26	8	11	9	15
Oklahoma	34	14	11	8	7	34	6	0	8	11

Week-By-Week In The Rankings

Week	Preseason	11/14	11/21	11/28	12/8	12/12	12/19	12/26	1/5
AP Poll	NA	NA	NA	NA	NA	NA	NA	NA	NA
Coaches	NA	NA	NA	NA	NA	NA	NA	NA	NA
N.E.T.	NA	NA	NA	NA	52	54	46	46	35
KenPom	34	33	40	34	34	34	34	30	26

Week	1/9	1/16	TBA	TBA	TBA	TBA	TBA	TBA	Final
AP Poll	NA	NA							
Coaches	NA	NA							
N.E.T.	40	56							
KenPom	28	38							

OSU's Largest ...

Overall win... 29 (11/13 at Oakland)
 Overall loss... 10 (12/1 at No. 8 UConn)
 Overall lead... 36 (11/13 at Oakland)
 Overall deficit... 28 (1/14 at Baylor)
 Overall deficit overcome... 8 (1/18 vs. Oklahoma)
 Overall Lead conceded... 17 (11/18 vs. UCF)
 Largest scoring run... 17-0 (11/25 vs. Tulsa)
 Largest scoring run allowed... 15-0 (12/1 at No. 8 UConn)
 Halftime lead... 24 (12/20 vs. Texas A&M CC)
 Halftime lead conceded... 15 (12/31 at No. 4 Kansas)
 Halftime deficit... 17 (12/1 at No. 8 UConn)
 Halftime deficit overcome... 6 (1/18 vs. Oklahoma)

Misc. Statistics

Double-Doubles		Record By Uniform	
Cisse	5	Orange	1-3
Boone	1	White/Cowboys	4-0
		White/Cursive	2-2
Dunks		Blue	1-1
Boone	26	Black	1-2
Smith	14	Gray	1-0
Cisse	28		
Asberry	2		
Anderson	1		
Newton	2		
Total	73		

Boynton by Opponent

Arkansas	1-1	Prairie View A&M	2-0
Austin Peay	1-0	Pittsburgh	1-0
Baylor	3-9	Sam Houston	1-0
Central Arkansas	1-0	South Carolina	1-0
Cleveland State	1-0	Southern Illinois	0-1
Charlotte	1-1	Southeastern La.	1-0
Charleston	3-0	Stanford	1-0
DePaul	1-0	Syracuse	1-0
Georgetown	0-1	TCU	3-8
Houston	1-2	Texas	5-7
Houston Baptist	1-0	Texas A&M	1-1
Iowa State	7-4	TAMU-Corpus Christi	2-0
Kansas	3-9	UT Arlington	3-0
Kansas City	1-0	UCF	0-1
Kansas State	5-6	UConn	0-1
Florida	0-1	UTSA	1-0
Florida Gulf Coast	1-0	Texas Southern	1-0
Florida State	1-0	Texas Tech	5-5
Liberty	1-0	Tulsa	1-0
LSU	1-0	UMass-Lowell	1-0
Marquette	1-0	UTRGV	1-0
Memphis	1-0	Tulsa	1-1
Minnesota	0-2	Villanova	0-1
Mississippi	1-0	Virginia Tech	0-1
Mississippi Valley St.	1-0	Western Kentucky	0-1
NC State	1-0	West Virginia	7-5
Nebraska	0-1	Western Michigan	1-0
Oakland	2-1	Wichita State	2-3
Oklahoma	7-5	Xavier	0-1
Oral Roberts	4-0	Yale	1-0
Oregon State	0-1		
Pepperdine	1-0		

RECORDS WATCH / OSU'S RECORD WHEN ...

Records Watch

Points In A Career

41.	1,021	13.3	K.C. Kincaide (1972-75)
42.	1,020	8.4	Marshall Moses (2007-11)
43.	1,019	15.0	Joey Graham (2003-05)
44.	1,015	8.9	Isaac Likekele (2018-22)
45.	1,008	9.6	Avery Anderson III (2020-Present)
--			
	1,654	15.9	John-Michael Wright (2022-Present) ***
	1,052	10.6	Caleb Asberry (2022-Present) ***

Blocks In A Career

5.	167	1.7	Leroy Combs (1979-83)
6.	164	1.6	Michael Cobbins (2011-15)
7.	156	1.2	Ivan McFarlin (2001-05)
8.	145	2.3	Yor Anei (2018-20)
9.	131	1.2	Kalib Boone (2019-Present)
10.	113	0.8	Markel Brown (2010-14)
11.	111	0.8	Mitchell Solomon (2014-18)
12.	101	1.0	Marcus Dove (2004-08)
13.	92	0.7	Desmond Mason (1996-2000)
	92	1.9	Moussa Cisse (2021-Present)
14.	91	1.0	Johnny Pittman (1988-91)

Steals In A Career

5.	169	2.7	Brooks Thompson (1992-94)
6.	167	1.3	Darwyn Alexander (1988-92)
7.	164	1.2	Phil Forte (2012-17)
8.	160	1.4	Isaac Likekele (2018-22)
9.	159	1.3	Byron Houston (1988-92)
10.	158	1.7	Victor Williams (2000-03)
	158	1.2	Desmond Mason (1996-00)
12.	155	1.4	Matt Clark (1978-83)
13.	154	1.2	Joe Adkins (1996-00)
	154	1.4	Avery Anderson III (2019-Present)
15.	151	1.2	Chianti Roberts (1993-97)
16.	144	1.1	Keiton Page (2008-12)

Field Goal Percentage In A Career

1.	58.8	Kalib Boone (2019-Present)	301-512
2.	58.5	Bryant Reeves (1991-95)	874-1495
3.	58.4	Ivan McFarlin (2001-05)	608-1041
4.	56.8	Royce Jeffries (1986-90)	406-715
5.	56.5	Alex Webber (1996-2000)	203-359

Big 12 Blocks In A Career

1.	2.0	72	Yor Anei (2019-20)
2.	1.9	37	Moussa Cisse (2021-Present)
	1.9	119	Andre Williams (2000-03)
4.	1.7	91	Michael Cobbins (2012-15)
5.	1.2	76	Ivan McFarlin (2002-05)
6.	1.1	53	Marcus Dove (2005-08)
7.	1.0	33	Philip Jurick (2012-13)
	1.0	32	Tony Allen (2003-04)
9.	0.9	65	Kalib Boone (2020-Present)
	0.9	63	Mitchell Solomon (2014-18)
	0.9	64	Markel Brown (2011-14)
12.	0.8	30	Kamari Murphy (2013-14)

Big 12 Steals In A Career

1.	3.0	99	Marcus Smart (2013-14)
2.	2.0	64	Tony Allen (2003-04)
3.	1.9	35	Anthony Hickey (2015)
4.	1.7	107	Byron Eaton (2006-09)
5.	1.7	81	Victor Williams (2001-03)
6.	1.5	54	Rondel Walker (2020-22)
7.	1.4	67	Avery Anderson III (2019-Present)
	1.4	87	Joe Adkins (1997-2000)
	1.4	39	Jawun Evans (2015-2017)

Wins As Oklahoma State Head Coach

1.	Henry P. Iba (1934-70)	653 (970 games)
2.	Eddie Sutton (1990-2006)	368 (519 games)
3.	Travis Ford (2008-16)	155 (266 games)
4.	Paul Hansen (1979-86)	107 (196 games)
5.	Mike Boynton (2017-Present)	97 (178 games)

10-Point Performances This Season (2022-23)

No.	Name	Current Streak
12	Avery Anderson III	2 games
10	Bryce Thompson	1 game
9	Kalib Boone	1 game
7	Moussa Cisse	--
7	John-Michael Wright	--
5	Caleb Asberry	--
4	Tyreek Smith	--
1	Quion Williams	--
1	Woody Newton	1 game

10-Rebound Performances This Season (2022-23)

No.	Name	Current Streak
9	Moussa Cisse	--
1	Kalib Boone	--

*** Will not count toward the Oklahoma State 1,000-point scorer list as they transferred in this past season.

OSU's Record When

	2022-23	Boynton Era
Overall	10-8	97-81
Big 12 Conference games only	2-4	41-55
Non-Conference games only	8-4	56-26
Home games	7-2	60-30
Away games	2-4	23-40
Neutral games	1-2	14-11
vs. AP Top 25	0-4	20-35
vs. KenPom Top 50	2-6	35-65
vs. KenPom 51-100	3-3	18-14
Leading at halftime	9-4	78-23
Tied / Trailing at halftime	1-4	19-58
Shooting 50 percent or better	4-0	27-3
Shooting less than 50 percent	6-8	70-77
Shooting same/better than opponent	10-3	83-23
Shooting worse than opponent	0-5	14-57
Opp. shoots 50 pct. or better	0-0	4-21
Opp. shoots less than 50 pct.	10-8	49-50
Opp. shoots less than 40 pct.	9-6	67-20
Out-rebounding opponent	9-4	65-25
Opp. has more/same # of rebounds	1-4	32-56
Committing fewer TOs than opponent	6-2	53-36
Committing more or same # of TOs	4-6	44-45
Forced less than 10 turnovers	0-2	4-17
Forced 10-14 turnovers	6-3	45-32
Forced 15-19 turnovers	4-2	38-25
Forced 20-plus turnovers	0-1	11-7
Making more FTs than opponent	5-3	65-19
Making fewer or same # of FTs	5-5	32-62
Scoring 80-89 points	3-0	33-8
Scoring 90-99 points	1-0	6-0
Scoring 100-plus points	0-0	2-0
Opponent scores less than 50 points	1-0	7-0
Opponent scores less than 60 points	6-1	11-5
Opponent scores less than 70 points	9-5	48-19
Opponent scores less than 80 points	10-8	43-43
Opponent scores 80-plus points	0-0	6-22
Opponent scores 90-plus points	0-0	2-3
Opponent scores 100-plus points	0-0	0-1
Final Margin: 1-3 points	0-2	14-16
4-6 points	1-2	19-14
7-10 points	2-3	20-17
11-15 points	2-0	15-18
16-19 points	1-1	11-7
20-plus points	4-0	18-9
National television		
CBS	0-1	3-5
CBS Sports	1-1	1-1
ABC	--	2-1
ESPN	--	10-8
ESPN2	0-2	14-26
ESPNU	4-2	21-19
ESPNNews	--	2-3
FloHoops	--	1-0
Longhorn Network	--	0-2
Fox Sports 1 / 2	--	2-0
FSN / FCS	0-1	12-3
Big Ten Network	--	0-2
TNT/TBS	--	1-1
ESPN+ / ESPN3	5-1	24-9
Miscellaneous		
Oklahoma State's all-time record		1,723-1,224
Consecutive Games With 3-Pointer		745

PLAYER SPOTLIGHT

0 AVERY ANDERSON III**Guard • 6-3 • 158 • Senior • Justin, Texas • Northwest HS**

- Asserted himself as a true scoring threat as he led the Cowboys in three-point percentage and points.
- In 30 games, earned 30 starts and averaged 28.6 minutes per game with 12.1 points. Averaged 3.1 rebounds with 2.3 assists and 1.8 steals.
- Opened his junior campaign with 13 points against UT-Arlington on Nov. 9 in OSU's win.
- In a tough home stretch against Wichita State, Xavier and Cleveland State, recorded double-digit scoring three-straight games as he scored 17 against Wichita State, 26 against Xavier then followed it up with 29 in the win over Cleveland State.
- Recorded a season-best seven rebounds at West Virginia on Jan. 11.
- Scored a career-high 34 points on Jan. 26 at home against Iowa State. It was one of just 11 30-point games that season from Big 12 athletes and was the second most scored. Only Ochai Agbaji (37 points against Texas Tech) scored more in a game on the season in the Big 12.
- Had a season-best streak of seven games starting at TCU on Feb. 8 in which he finished with double-digit scoring. Streak included games against Kansas State, Baylor, at Oklahoma and at Iowa State.
- In total, had 15 double-digit scoring games in OSU's 30 contests.
- Was a threat defensively, most notably in the win over Iowa State on March 2. Recorded a season-best five steals to help OSU hold Iowa State to just 36 points. On the season, he finished with fourth-best steals per game average in the conference (1.77).
- Averaged the 14th-most points per game in the Big 12.
- Speaking of Big 12 standings, also had the sixth-best free throw percentage (.761).
- In conference only games, had the 17th-best scoring average (11.94) 11th-best assists per contest average (2.61), ninth-best free throw percentage (.773) and the fourth-best steals per game average (1.67).

2022-23 GAME-BY-GAME STATS**#0 ANDERSON, III, Avery**

Opponent	Date	GS	MIN	Total		3-Pointers		Free throws		Rebounds		PF	A	TO	BLK	STL	PTS	AVG			
				FG-FGA	PCT	3FG-3FGA	PCT	FT-FTA	PCT	OFF	DEF								TOT	AVG	
UT Arlington	11/07/2022	*	25:21	2-9	.222	0-4	.000	3-3	1.000	0	7	7	7.0	5	1	1	2	7	7.0		
Southern Ill.	11/10/2022	*	30:56	7-15	.467	0-1	.000	0-0	.000	0	3	3	5.0	2	3	3	0	14	10.5		
at Oakland	11/13/2022	*	32:53	7-10	.700	1-1	1.000	3-3	1.000	0	2	2	4.0	2	7	3	1	18	13.0		
vs UCF	11/18/2022	*	38:15	1-7	.143	0-4	.000	10-12	.833	0	6	6	4.5	2	5	4	1	2	12	12.8	
vs DePaul	11/20/2022	*	30:11	4-9	.444	1-3	.333	7-9	.778	1	1	2	4.0	4	1	4	0	2	16	13.4	
Tulsa	11/25/2022	*	21:09	2-7	.286	0-2	.000	2-2	1.000	0	5	5	4.2	4	3	4	0	6	12.2		
Prairie View	11/27/2022	*	27:45	4-8	.500	1-4	.250	7-8	.875	2	2	4	4.1	1	3	1	0	1	16	12.7	
at UConn	12/01/2022	*	31:05	5-13	.385	0-1	.000	4-4	1.000	2	3	5	4.3	4	0	3	0	2	14	12.9	
Sam Houston	12/06/2022	*	29:11	3-8	.375	1-3	.333	3-3	1.000	1	2	3	4.1	2	4	2	0	1	10	12.6	
vs Virginia Tech	12/11/2022	*	28:24	5-9	.556	3-5	.600	2-2	1.000	0	2	2	3.9	2	4	5	1	3	15	12.8	
vs Wichita St.	12/17/2022	*	27:37	1-5	.200	0-4	.000	6-6	1.000	0	5	5	4.0	3	0	2	0	4	8	12.4	
A&M-Corpus Christi	12/20/2022	*	30:38	3-7	.429	2-6	.333	2-2	1.000	0	5	5	4.1	2	9	5	1	2	10	12.2	
at Kansas	12/31/2022	*	31:47	1-5	.200	0-3	.000	0-0	.000	0	4	4	4.1	0	2	3	0	2	2	11.4	
West Virginia	01/02/2023	*	21:23	6-10	.600	0-2	.000	1-1	1.000	0	5	5	4.1	5	2	5	0	0	13	11.5	
Texas	01/07/2023	*	24:22	2-9	.222	0-3	.000	1-4	.250	1	1	2	4.0	2	1	1	0	0	5	11.1	
at Kansas St.	01/10/2023	*	12:07	0-3	.000	0-2	.000	0-0	.000	0	2	2	3.9	1	3	2	0	0	0	10.4	
at Baylor	01/14/2023	*	30:34	5-12	.417	0-3	.000	1-3	.333	0	2	2	3.8	1	3	1	0	0	11	10.4	
Oklahoma	01/18/2023	*	28:54	4-15	.267	0-3	.000	6-9	.667	0	3	3	3.7	3	5	0	0	1	14	10.6	
Totals			18	502:33	62-161	.385	9-54	.167	58-71	.817	7	60	67	3.7	45	56	49	5	30	191	10.6

Player Averages

Games Played	Minutes/game	Points/game	FG Pct	3FG Pct	FT Pct	Rebounds/game	Assists/game	Turnovers/game	Assist/Turnover ratio	Steals/game	Blocks/game
18	27.9	10.6	38.5	16.7	81.7	3.7	3.1	2.7	1.1	1.7	0.3

CAREER GAME HIGHS / SUPERLATIVES

Points	34 vs Iowa State, 01/26/22
Rebounds	10 vs Texas, 02/06/21
Field Goals	11, 2X, last vs Cleveland State, 12/13/21
Field Goals Att.	18 vs Xavier, 12/05/21
3-Point FG	5 vs Iowa State, 01/26/22
3-Point FG Att.	11 vs Iowa State, 01/26/22
Free Throws Made	11 vs Iowa State, 01/26/22
Free Throws Att.	13, 2X, last vs Iowa State, 01/26/22
Assists	9 vs Texas A&M-Corpus Christi, 12/20/22
Steals	5, 2X, last vs Southern Illinois, 11/10/22
Blocks	2, 2X, last vs Oklahoma, 02/05/22
Minutes	44:39 vs Texas, 02/06/21

Miscellaneous

	Career
Games with 10+ points	45
Games with 20+ points	8
Games with 5+ rebounds	24
Games with 10+ rebounds	1
Games with 3+ assists	33
Games with 2+ steals	39
Games with 2+ blocks	11
Double-Doubles	1
Games led OSU in points	16
Games led OSU in rebounds	5
Games led OSU in assists	17
Games led OSU in steals	35
Games led OSU in blocks	10

CAREER STATS**ANDERSON, III, Avery**

			Field Goals		3-Point		F-Throws		Rebounds			Scoring								
SEASON	TEAM	GP-GS	MIN/AVG	FG-FGA	FG%	3FG-3FGA	3FG%	FT-FTA	FT%	OFF	DEF	TOT	AVG	PP-FO	A	TO	BLK	STL	PTS	AVG
2019-20	OSU	30-4	461/15.4	48-132	.364	2-26	.077	28-35	.800	9	55	64	2.1	63-0	42	55	8	31	126	4.2
2020-21	OSU	27-23	822/30.5	116-244	.475	19-58	.328	78-93	.839	13	96	109	4.0	84-4	54	70	8	40	329	12.2
2021-22	OSU	30-30	858/28.6	121-303	.399	34-105	.324	86-113	.761	10	84	94	3.1	76-2	68	87	8	53	362	12.1
2022-23	OSU	18-18	503/27.9	62-161	.385	9-54	.167	58-71	.817	7	60	67	3.7	45-2	56	49	5	30	191	10.6
TOTAL		105-75	2643/25.2	347-840	.413	64-243	.263	250-312	.801	39	295	334	3.2	268-8	220	261	29	154	1008	9.6

PLAYER SPOTLIGHT

1 BRYCE THOMPSON

Guard • 6-6 • 194 • Junior • Tulsa, Okla. • Booker T. Washington HS



- Quickly proved to be a true scoring threat and a fantastic fit in Stillwater during his first season at OSU.
- Played in 29 of OSU's 30 games with 26.2 minutes per game. He averaged 10.6 points per contest with 2.3 rebounds and 1.1 assists.
- In his first two games in the orange and black, posted 26 points against UT-Arlington and Oakland.
- Found his groove in Big 12 play in the back end of OSU's three-game road trip to West Virginia, Texas Tech and Baylor. Posted 30 points in the games at Texas Tech and Baylor with seven assists as he helped OSU to its first ever win on the road against the top-ranked team in the country.
- Recorded a career-best 23 points in the win over Kansas State on Feb. 19 in Gallagher-Iba Arena.
- Played 32 or more minutes in four of the final five games of the season.
- Reaching double-figure scoring in 15 of his 29 games played.

2022-23 GAME-BY-GAME STATS

#1 THOMPSON, Bryce

Opponent	Date	GS	MIN	Total FG-FGA	PCT	3FG-3FGA	PCT	Free throws FT-FTA	PCT	Rebounds OFF DEF TOT AVG	PF	A	TO	BLK	STL	PTS	AVG
UT Arlington	11/07/2022	*	35:04	6-13	.462	1-5	.200	5-7	.714	0 7 7 7.0	0	2	3	0	1	18	18.0
Southern Ill.	11/10/2022	*	31:26	6-14	.429	1-4	.250	1-6	.167	1 6 7 7.0	0	2	2	1	0	14	16.0
at Oakland	11/13/2022	*	26:10	2-9	.222	0-3	.000	0-0	.000	0 4 4 6.0	4	3	1	0	0	4	12.0
vs UCF	11/18/2022	*	31:06	1-9	.111	0-2	.000	0-0	.000	0 3 3 5.3	2	1	4	0	0	2	9.5
vs DePaul	11/20/2022	*	27:27	4-9	.444	0-2	.000	0-0	.000	0 2 2 4.6	3	1	4	0	1	8	9.2
Tulsa	11/25/2022	*	25:18	6-14	.429	4-8	.500	2-2	1.000	0 1 1 4.0	1	1	2	0	0	18	10.7
Prairie View	11/27/2022	*	28:30	6-12	.500	1-3	.333	0-2	.000	0 1 1 3.6	0	3	1	1	1	13	11.0
at UConn	12/01/2022	*	21:42	3-10	.300	0-2	.000	2-2	1.000	1 0 1 3.3	4	0	2	0	0	8	10.6
Sam Houston	12/06/2022	*	29:10	6-10	.600	4-6	.667	1-2	.500	0 0 0 2.9	3	3	3	0	2	17	11.3
vs Virginia Tech	12/11/2022	*	28:10	2-9	.222	0-4	.000	0-0	.000	0 1 1 2.7	4	4	4	0	0	4	10.6
vs Wichita St.	12/17/2022	*	33:45	7-17	.412	5-9	.556	0-0	.000	0 1 1 2.5	0	5	4	0	0	19	11.4
A&M-Corpus Christi	12/20/2022	*	32:22	4-10	.400	4-8	.500	1-2	.500	1 3 4 2.7	1	6	3	0	2	13	11.5
at Kansas	12/31/2022	*	29:14	7-13	.538	7-10	.700	2-2	1.000	0 1 1 2.5	4	1	3	0	0	23	12.4
West Virginia	01/02/2023	*	33:40	5-14	.357	2-5	.400	3-6	.500	0 1 1 2.4	3	1	1	0	1	15	12.6
Texas	01/07/2023	*	26:54	1-5	.200	1-2	.500	2-3	.667	0 1 1 2.3	3	0	2	0	0	5	12.1
at Kansas St.	01/10/2023	*	31:45	2-13	.154	0-5	.000	1-1	1.000	0 5 5 2.5	2	3	2	0	1	5	11.6
at Baylor	01/14/2023	*	20:53	4-10	.400	1-4	.250	0-0	.000	0 1 1 2.4	2	0	2	0	0	9	11.5
Oklahoma	01/18/2023	*	37:24	7-12	.583	3-3	1.000	2-2	1.000	0 9 9 2.8	1	4	1	0	0	19	11.9
Totals			18 530:01	79-203	.389	34-85	.400	22-37	.595	3 47 50 2.8	37	40	44	2	9	214	11.9

Player Averages

Games Played	Minutes/game	Points/game	FG Pct	3FG Pct	FT Pct	Rebounds/game	Assists/game	Turnovers/game	Assist/Turnover ratio	Steals/game	Blocks/game
18	29.4	11.9	38.9	40.0	59.5	2.8	2.2	2.4	0.9	0.5	0.1

CAREER GAME HIGHS / SUPERLATIVES

Points	23, 2X, last at Kansas, 12/31/22
Rebounds	9 vs Oklahoma, 01/18/23
Field Goals	10 at Kansas State, 02/02/22
Field Goals Att.	18 at Texas, 01/22/22
3-Point FG	7 at Kansas, 12/31/22
3-Point FG Att.	10 at Kansas, 12/31/22
Free Throws Made	6 vs West Virginia, 02/12/22
Free Throws Att.	8 vs West Virginia, 02/12/22
Assists	6 vs Texas A&M-Corpus Christi, 12/20/22
Steals	2, 8X, last vs Texas A&M-Corpus Christi, 12/20/22
Blocks	2 vs Iowa State, 02/11/21
Minutes	38:48 vs Baylor, 02/21/22

Miscellaneous

	Career
Games with 10+ points	28
Games with 20+ points	4
Games with 5+ rebounds	5
Games with 10+ rebounds	-
Games with 3+ assists	12
Games with 2+ steals	6
Games with 2+ blocks	-
Double-Doubles	-
Games led OSU in points	16
Games led OSU in rebounds	1
Games led OSU in assists	5
Games led OSU in steals	4
Games led OSU in blocks	-

CAREER STATS

THOMPSON, Bryce

SEASON	TEAM	GP-GS	MIN/AVG	Field Goals FG-FGA	PCT	3-Point 3FG-3FGA	PCT	F-Throws FT-FTA	PCT	Rebounds OFF DEF TOT AVG	PF-FO	A	TO	BLK	STL	PTS	AVG
2020-21	KU	20-4	343/17.2	36-102	.353	8-36	.222	11-17	.647	5 25 30 1.5	30-0	22	21	3	7	91	4.6
2021-22	OSU	29-25	759/26.2	119-288	.413	29-100	.290	40-60	.667	13 53 66 2.3	54-0	32	36	4	17	307	10.6
2022-23	OSU	18-18	530/29.4	79-203	.389	34-85	.400	22-37	.595	3 47 50 2.8	37-0	40	44	2	9	214	11.9
TOTAL FOR OSU		47-43	1289/27.4	198-491	.403	63-185	.341	62-97	.639	16 100 116 2.5	91-0	72	80	6	26	521	11.1
TOTAL		67-47	1632/24.4	234-593	.395	71-221	.321	73-114	.640	21 125 146 2.2	121-0	94	101	9	33	612	9.1

PLAYER SPOTLIGHT

2 CHRIS HARRIS JR.

Guard • 6-2 • 223 • Senior • Dallas, Texas • South Garland HS



- Did not play last season due to injury.
- Suffered another season-ending knee injury in the first half of the season opener at UT Arlington.
- In that game at UT Arlington, Harris posted four points on 2-of-4 shooting and a steal in just 6:37.
- Harris was coming off a terrific preseason camp and was expected to step into a leadership role for OSU.
- True to form, Harris served as an extension of the Cowboy coaching staff in the locker room and on the sidelines for the entire 2020-21 season.
- Saw action in 22 games as a freshman and earned three starts, including the TCU win.
- Suffered a season-ending knee injury in the win over TCU on Feb. 5. Chris has worked hard in his injury rehabilitation and has returned to the court with a strong presence.
- Posted a season-high 10 points in his first career start against Georgetown.
- Scored in 16 games for the Cowboys in 2019-20.
- Lit up Syracuse with 3-of-7 shooting from 3-point, including a pair from NBA range. He finished the game with nine points.
- Averaged 3.4 points per game in his first season as a Cowboy.
- Also tallied 24 rebounds (1.1 per game), 13 steals (0.6) and 12 assists (0.5) as a freshman.
- Rivals.com awarded Harris a four-star ranking and named him the nation's No. 97 overall recruit.
- ESPN also gave Harris a four-star grade and named him among the top 25 shooting guards in the country.
- 247Sports graded him as the No. 13 player in the state of Texas out of South Garland High School.
- Named a Texas Association of Basketball Coaches All-Region selection and the District 10-6A Offensive Player of the Year.
- As a senior, Harris averaged 18.6 points per game on 45.6 percent shooting (37 percent from 3-point), 5.5 rebounds, 2.3 assists and 2.0 steals per game.
- Helped lead South Garland to a 30-7 record and a trip to the regional finals.

2022-23 GAME-BY-GAME STATS

#2 HARRIS JR., Chris

Opponent	Date	GS	MIN	Total		3-Pointers		Free throws		Rebounds				PF	A	TO	BLK	STL	PTS	AVG
				FG-FGA	PCT	3FG-3FGA	PCT	FT-FTA	PCT	OFF	DEF	TOT	AVG							
UT Arlington	11/07/2022		08:28	0-3	.000	0-2	.000	1-2	.500	0	0	0	0.0	2	1	0	0	0	1	1.0
Southern Ill.	11/10/2022		07:24	0-1	.000	0-1	.000	0-0	.000	0	2	2	1.0	1	0	1	0	0	0	0.5
at Oakland	11/13/2022		14:13	3-4	.750	3-4	.750	0-0	.000	0	2	2	1.3	2	3	1	0	2	9	3.3
vs UCF	11/18/2022		07:38	0-1	.000	0-1	.000	0-0	.000	0	0	0	1.0	2	1	1	0	0	0	2.5
vs DePaul	11/20/2022		10:21	1-2	.500	1-2	.500	2-2	1.000	0	1	1	1.0	0	1	1	0	0	5	3.0
Tulsa	11/25/2022		21:33	2-5	.400	1-3	.333	0-0	.000	0	3	3	1.3	0	4	0	0	1	5	3.3
Prairie View	11/27/2022		13:12	0-3	.000	0-1	.000	1-3	.333	0	2	2	1.4	1	0	1	1	1	1	3.0
at UConn	12/01/2022		13:17	1-3	.333	0-0	.000	0-0	.000	0	0	0	1.3	1	2	0	0	0	2	2.9
Sam Houston	12/06/2022		09:55	0-3	.000	0-3	.000	0-0	.000	0	0	0	1.1	1	1	2	0	0	0	2.6
vs Virginia Tech	12/11/2022		09:48	1-2	.500	0-1	.000	0-0	.000	1	3	4	1.4	2	0	0	0	1	2	2.5
vs Wichita St.	12/17/2022		18:05	0-2	.000	0-1	.000	0-0	.000	1	0	1	1.4	1	5	0	0	1	0	2.3
A&M-Corpus Christi	12/20/2022		18:17	3-6	.500	3-6	.500	0-0	.000	0	3	3	1.5	1	1	1	0	1	9	2.8
at Kansas	12/31/2022		15:29	1-3	.333	1-2	.500	0-0	.000	0	0	0	1.4	2	0	0	0	1	3	2.8
West Virginia	01/02/2023		09:20	0-3	.000	0-2	.000	0-0	.000	0	2	2	1.4	0	0	1	0	2	0	2.6
Texas	01/07/2023		13:38	1-3	.333	1-3	.333	0-0	.000	0	0	0	1.3	0	1	0	1	2	3	2.7
at Kansas St.	01/10/2023		17:47	1-4	.250	1-3	.333	0-0	.000	0	2	2	1.4	3	2	1	0	0	3	2.7
at Baylor	01/14/2023		12:32	0-2	.000	0-2	.000	0-0	.000	0	2	2	1.4	1	1	2	0	0	0	2.5
Oklahoma	01/18/2023		03:06	0-1	.000	0-1	.000	0-0	.000	0	0	0	1.3	0	0	0	0	0	0	2.4
Totals			0 224:04	14-51	.275	11-38	.289	4-7	.571	2	22	24	1.3	20	23	12	2	12	43	2.4

Player Averages

Games Played	Minutes/game	Points/game	FG Pct	3FG Pct	FT Pct	Rebounds/game	Assists/game	Turnovers/game	Assist/Turnover ratio	Steals/game	Blocks/game
18	12.4	2.4	27.5	28.9	57.1	1.3	1.3	0.7	1.9	0.7	0.1

CAREER GAME HIGHS / SUPERLATIVES

Points	10 vs Georgetown, 12/04/19
Rebounds	4 vs Virginia Tech, 12/11/22
Field Goals	4 vs Georgetown, 12/04/19
Field Goals Att.	10 vs Georgetown, 12/04/19
3-Point FG	3, 3X, last vs Texas A&M-Corpus Christi, 12/20/22
3-Point FG Att.	7, 2X, last vs Georgetown, 12/04/19
Free Throws Made	2 vs DePaul, 11/20/22
Free Throws Att.	2, 5X, last vs DePaul, 11/20/22
Assists	5 at Wichita State, 12/17/22
Steals	3 vs Wichita State, 12/08/19
Blocks	1 vs Texas, 01/07/23
Minutes	30 vs Wichita State, 12/08/19

Miscellaneous

	Career
Games with 10+ points	1
Games with 20+ points	0
Games with 5+ rebounds	0
Games with 10+ rebounds	0
Games with 3+ assists	3
Games with 2+ steals	6
Games with 2+ blocks	0
Double-Doubles	0
Games led OSU in points	0
Games led OSU in rebounds	0
Games led OSU in assists	2
Games led OSU in steals	8
Games led OSU in blocks	0

CAREER STATS

HARRIS JR., Chris

SEASON	TEAM	GP-GS	MIN/AVG	Field Goals		3-Point		F-Throws		Rebounds				Scoring	
				FG-FGA	FG%	3FG-3FGA	3FG%	FT-FTA	FT%	OFF	DEF	TOT	AVG	PF-FO	PTS AVG
2019-20	OSU	22-3	333/15.1	29-101	.287	12-59	.203	4-11	.364	3	21	24	1.1	16-0	74 3.4
2020-21	OSU	1-0	7/6.6	2-4	.500	0-2	.000	0-0	.000	0	0	0	0.0	0-0	4 4.0
2022-23	OSU	18-0	224/12.4	14-51	.275	11-38	.289	4-7	.571	2	22	24	1.3	20-0	43 2.4
TOTAL		41-3	564/13.8	45-156	.288	23-99	.232	8-18	.444	5	43	48	1.2	36-0	121 3.0

PLAYER SPOTLIGHT

4 WOODY NEWTON

Guard • 6-9 • 195 • Junior • District Heights, Md. • Syracuse/Mt. Zion Prep

- A newcomer to the Cowboy family, Woody Newton saw action in 17 games with 7.5 minutes per contest. He averaged 2.1 points while shooting .343 from the field.
- Earned his first action as a Cowboy in the opening-night win over UT Arlington on Nov. 9.
- Hit two threes on Dec. 5 at home against Xavier as he finished with six points in 7:54 minutes of work.
- Had a season-high nine points against Kansas State on Feb. 19 in 13:46 minutes of action. Was 2-for-3 from behind the arc.



2022-23 GAME-BY-GAME STATS

#4 NEWTON, Woody

Opponent	Date	GS	MIN	Total		3-Pointers		Free throws		Rebounds				PF	A	TO	BLK	STL	PTS	AVG
				FG-FGA	PCT	3FG-3FGA	PCT	FT-FTA	PCT	OFF	DEF	TOT	AVG							
UT Arlington	11/07/2022		14:23	2-5	.400	2-4	.500	0-2	.000	2	0	2	2.0	2	0	2	0	0	6	6.0
Sam Houston	12/06/2022		02:11	0-0	.000	0-0	.000	0-0	.000	0	0	0	1.0	0	0	1	0	0	0	3.0
vs Virginia Tech	12/11/2022		05:49	1-3	.333	1-2	.500	1-2	.500	1	2	3	1.7	0	2	0	0	0	4	3.3
vs Wichita St.	12/17/2022		05:57	0-2	.000	0-1	.000	0-0	.000	0	2	2	1.8	1	0	1	0	0	0	2.5
A&M-Corpus Christi	12/20/2022		04:17	2-2	1.000	0-0	.000	0-0	.000	1	2	3	2.0	1	0	0	0	0	4	2.8
at Kansas	12/31/2022		10:16	2-5	.400	0-3	.000	1-1	1.000	1	2	3	2.2	2	0	0	0	0	5	3.2
West Virginia	01/02/2023		08:12	0-1	.000	0-0	.000	0-0	.000	2	0	2	2.1	1	0	0	0	0	0	2.7
Texas	01/07/2023		12:59	0-1	.000	0-0	.000	3-5	.600	1	3	4	2.4	4	0	1	0	0	3	2.8
at Kansas St.	01/10/2023		20:57	2-5	.400	0-1	.000	0-0	.000	2	3	5	2.7	1	1	1	0	2	4	2.9
at Baylor	01/14/2023		18:32	2-7	.286	1-5	.200	2-2	1.000	1	5	6	3.0	3	1	1	1	1	7	3.3
Oklahoma	01/18/2023	*	27:52	4-6	.667	2-3	.667	2-4	.500	1	4	5	3.2	0	0	0	1	1	12	4.1
Totals			1 131:25	15-37	.405	6-19	.316	9-16	.563	12	23	35	3.2	15	2	9	2	4	45	4.1

Player Averages

Games Played	Minutes/game	Points/game	FG Pct	3FG Pct	FT Pct	Rebounds/game	Assists/game	Turnovers/game	Assist/Turnover ratio	Steals/game	Blocks/game
11	11.9	4.1	40.5	31.6	56.3	3.2	0.2	0.8	0.2	0.4	0.2

CAREER GAME HIGHS / SUPERLATIVES

Points	12 vs Oklahoma, 01/18/23
Rebounds	8 vs Rider, 12/05/20
Field Goals	4, 2X, last vs Oklahoma, 01/18/23
Field Goals Att.	7, 2X, last at Baylor, 01/14/23
3-Point FG	3 vs Rider, 12/05/20
3-Point FG Att.	5, 2X, last at Baylor, 01/14/23
Free Throws Made	2, 5X, last vs Oklahoma, 01/18/23
Free Throws Att.	4, 2X, last vs Oklahoma, 01/18/23
Assists	1, 6X, last at Baylor, 01/14/23
Steals	2, 2X, last at Kansas State, 01/10/23
Blocks	2 vs Niagara, 12/03/20
Minutes	27:52 vs Oklahoma, 01/18/23

Miscellaneous

Miscellaneous	Career
Games with 10+ points	1
Games with 20+ points	-
Games with 5+ rebounds	5
Games with 10+ rebounds	-
Games with 3+ assists	-
Games with 2+ steals	2
Games with 2+ blocks	1
Double-Doubles	-
Games led OSU in points	-
Games led OSU in rebounds	-
Games led OSU in assists	-
Games led OSU in steals	3
Games led OSU in blocks	-

CAREER STATS

NEWTON, Woody

NEWTON, Woody																			Scoring			
SEASON	TEAM	GP-GS	MIN/AVG	FG-FGA	FG%	3FG-3FGA	3FG%	FT-FTA	FT%	OFF DEF	TOT AVG	PF-FO	A	TO	BLK	STL	PTS	AVG				
2020-21	SU	11-0	87/7.9	13-28	.464	7-18	.389	5-8	.625	2	18	20	1.8	9-0	1	4	3	38	3.5			
2021-22	OSU	17-0	128/7.5	12-35	.343	8-28	.286	3-7	.429	5	10	15	0.9	14-0	4	2	3	35	2.1			
2022-23	OSU	11-1	131/11.9	15-37	.405	6-19	.316	9-16	.563	12	23	35	3.2	15-0	2	9	2	45	4.1			
TOTAL FOR OSU		28-1	259/9.3	27-72	.375	14-47	.298	12-23	.522	17	33	50	1.8	29-0	6	11	5	90	2.9			
TOTAL		39-1	346/8.9	40-100	.400	21-65	.323	17-31	.548	19	51	70	1.8	38-0	7	15	8	118	3.0			

PLAYER SPOTLIGHT

5 CALEB ASBERRY

Guard • 6-3 • 165 • Redshirt Senior • Pflugerville, Texas • Texas State/Pflugerville HS



- Two-time NABC All-District selection (Second Team in both 2021, 2022).
- Two-time All-Sun Belt (2021: Third Team, 2022: First Team).
- Three-time Sun Belt Conference Player of the Week.
- 2021 Good Sam Empire Classic Tournament MVP (2021-22 season).
- 2020 Pioneer Challenge MVP (2020-21 season).
- 2020-21 Scholar Baller and the Institute for Sport & Social Justice Academic Momentum Award.
- NABC All-District 23 Second Team in 2022, alongside an All-Sun Belt First Team selection and was a two-time Sun Belt Player of the Week (Nov. 21 and Feb. 27).
- First Bobcat in school history to earn back-to-back All-District honors from the NABC.
- Started all 29 games during the 2021-22 season, the only Bobcat to do that, as he led the team in scoring with a career-high 13.6 points and also paced the team in minutes played (847), steals (37), three-pointers made (63).
- Averaged 13.6 points, 4.6 rebounds, 2.2 assists, and 1.3 steals during the standout year with a 43.3 percent field goal percentage and shot 38.7 percent from three.
- One of three Bobcats to average 10.0 or more points throughout the 2021-22 season was finished 11th in the Sun Belt in scoring.
- The season prior, he appeared in all 25 games and started the final 19 contests.
- For his efforts, was named a 2021 All-Sun Belt Conference Third Team selection and 2020-21 NABC Division I All-District 23 Second Team selection.
- That year, his junior season, he averaged 13.3 points with a 48.4 field goal percentage, 41.7 3-point field goal percentage and led the team for the second consecutive season with an 81.3 free-throw percentage.
- Also averaged 4.3 rebounds, 1.9 assists (47 total), and 1.2 steals per game (30 total).
- Totaled 18 games with 10 or more points highlighted by an eight-game streak scoring in double figures.
- Registered five games with 20 or more points and nine games with three or more made 3-point field goals.
- His first year with the Bobcats, his sophomore season, he appeared in 29 games and made five starts.
- That year, he averaged 17.1 minutes per game and scored 6.7 points per game on a 39.3 field goal percentage, 24.7 3-point field goal percentage, and an 86.1 free-throw percentage.
- Also averaged 2.5 rebounds, 0.8 assists, 0.7 steals and 0.2 blocks per game and scored 10 or more points in 10 games, including a season-high 18 points vs. UTSA where he knocked down three triples.

2022-23 GAME-BY-GAME STATS

#5 ASBERRY, Caleb

Opponent	Date	GS	MIN	FG-FGA	PCT	3FG-3FGA	PCT	FT-FTA	PCT	OFF	DEF	TOT	AVG	PF	A	TO	BLK	STL	PTS	AVG
UT Arlington	11/07/2022		23:44	2-7	.286	0-4	.000	0-0	.000	0	1	1	1.0	4	4	5	0	2	4	4.0
Southern Ill.	11/10/2022		20:45	3-6	.500	3-6	.500	4-4	1.000	0	2	2	1.5	3	0	0	1	0	13	8.5
at Oakland	11/13/2022		21:21	4-7	.571	3-5	.600	2-2	1.000	0	3	3	2.0	2	1	1	0	0	13	10.0
vs UCF	11/18/2022		29:35	2-8	.250	2-6	.333	0-0	.000	0	2	2	2.0	2	2	1	0	1	6	9.0
vs DePaul	11/20/2022		26:00	2-4	.500	1-2	.500	2-2	1.000	1	2	3	2.2	3	3	0	0	0	7	8.6
Tulsa	11/25/2022		20:29	2-7	.286	2-5	.400	2-2	1.000	1	4	5	2.7	2	1	0	0	3	8	8.5
Prairie View	11/27/2022		17:55	2-4	.500	0-2	.000	0-0	.000	1	5	6	3.1	1	1	1	0	0	4	7.9
at UConn	12/01/2022		26:58	3-4	.750	3-4	.750	2-2	1.000	0	2	2	3.0	3	3	3	0	0	11	8.3
Sam Houston	12/06/2022		23:02	1-6	.167	0-4	.000	3-4	.750	0	1	1	2.8	1	1	0	0	0	5	7.9
vs Virginia Tech	12/11/2022		24:43	2-8	.250	2-8	.250	2-2	1.000	0	3	3	2.8	3	2	1	0	0	8	7.9
at Kansas	12/31/2022		16:35	1-2	.500	1-2	.500	2-2	1.000	0	2	2	2.7	3	2	0	1	0	5	7.6
West Virginia	01/02/2023		18:50	1-3	.333	1-3	.333	3-4	.750	0	2	2	2.7	2	0	0	0	0	6	7.5
Texas	01/07/2023		22:33	2-6	.333	2-5	.400	0-2	.000	1	4	5	2.8	1	3	2	1	0	6	7.4
at Kansas St.	01/10/2023		27:01	5-11	.455	3-7	.429	2-2	1.000	1	4	5	3.0	1	2	1	1	1	15	7.9
at Baylor	01/14/2023		33:13	5-12	.417	4-11	.364	0-0	.000	0	7	7	3.3	1	2	0	2	1	14	8.3
Oklahoma	01/18/2023		28:04	2-3	.667	1-2	.500	0-0	.000	0	5	5	3.4	4	2	1	0	1	5	8.1
Totals			0 380:49	39-98	.398	28-76	.368	24-28	.857	5	49	54	3.4	36	29	16	6	9	130	8.1

Player Averages

Games Played	Minutes/game	Points/game	FG Pct	3FG Pct	FT Pct	Rebounds/game	Assists/game	Turnovers/game	Assist/Turnover ratio	Steals/game	Blocks/game
16	23.8	8.1	39.8	36.8	85.7	3.4	1.8	1.0	1.8	0.6	0.4

CAREER GAME HIGHS / SUPERLATIVES

Points	28 at Denver, 12/19/20
Rebounds	10, 2X, last vs ULM, 01/13/22
Field Goals	10 at Denver, 12/19/20
Field Goals Att.	17 vs Little Rock, 02/06/21
3-Point FG	6 at Troy, 02/25/22
3-Point FG Att.	11 at Baylor, 01/14/23
Free Throws Made	9 vs Coastal Carolina, 01/09/20
Free Throws Att.	10 vs Coastal Carolina, 01/09/20
Assists	7 vs Utah Tech, 11/19/21
Steals	4, 5X, last vs Troy, 12/30/21
Blocks	2, 4X, last at Baylor, 01/14/23
Minutes	42:00 vs Little Rock, 02/06/21

Miscellaneous

Games with 10+ points	53
Games with 20+ points	11
Games with 5+ rebounds	34
Games with 10+ rebounds	2
Games with 3+ assists	21
Games with 2+ steals	22
Games with 2+ blocks	4
Double-Doubles	2
Games led OSU in points	1
Games led OSU in rebounds	1
Games led OSU in assists	4
Games led OSU in steals	4
Games led OSU in blocks	1

CAREER STATS

ASBERRY, Caleb

SEASON	TEAM	GP-GS	MIN/AVG	FG-FGA	FG%	3FG-3FGA	3FG%	FT-FTA	FT%	OFF	DEF	TOT	AVG	PF	A	TO	BLK	STL	PTS	AVG
2019-20	TXST	29-5	496/17.1	70-176	.393	23-93	.247	31-36	.861	35	57	72	2.5	48-0	24	27	5	19	194	6.7
2020-21	TXST	25-19	725/29.0	122-252	.484	50-120	.417	39-48	.813	15	92	107	4.3	52-0	47	49	5	30	333	13.3
2021-22	TXST	29-29	848/29.2	125-289	.433	63-163	.387	82-100	.820	19	113	132	4.6	70-1	63	61	14	37	395	13.6
2022-23	OSU	16-0	381/23.8	39-98	.398	28-76	.368	24-28	.857	5	49	54	3.4	36-0	29	16	6	9	130	8.1
TOTAL FOR OSU		16-0	381/23.8	39-98	.398	28-76	.368	24-28	.857	5	49	54	3.4	36-0	29	16	6	9	130	8.1
TOTAL		99-53	2449/24.7	356-817	.436	164-452	.363	176-212	.830	54	311	365	3.7	206-1	163	153	30	95	1052	10.6

PLAYER SPOTLIGHT

12 NAZ BROWN

Guard • 6-0 • 181 • Freshman • Fort Worth, Texas • Coppell HS

- Was a four-year letterwinner at Coppell High School.
- Averaged 15.6 points per game with 3.7 rebounds and 3.2 assists.
- Honors included an All-Region selection, was the team's MVP at the Kreuger Classic Tournament, was named Newcomer of the Year his freshman season, was a four-time All-District selection and was named to the Coppell Classic All-Tournament Team.
- Helped lead his team to two district championships.



2022-23 GAME-BY-GAME STATS

#12 BROWN, Naz

Opponent	Date	GS	MIN	Total		3-Pointers		Free throws		Rebounds				PF	A	TO	BLK	STL	PTS	AVG
				FG-FGA	PCT	3FG-3FGA	PCT	FT-FTA	PCT	OFF	DEF	TOT	AVG							
at Oakland	11/13/2022		01:18	0-1	.000	0-1	.000	0-0	.000	0	0	0	0.0	0	0	0	0	0	0	0.0
Tulsa	11/25/2022		04:02	0-1	.000	0-1	.000	0-0	.000	0	0	0	0.0	1	0	2	0	0	0	0.0
Prairie View	11/27/2022		01:24	0-0	.000	0-0	.000	0-0	.000	0	0	0	0.0	0	0	0	0	0	0	0.0
A&M-Corpus Christi	12/20/2022		01:19	0-1	.000	0-1	.000	0-0	.000	0	0	0	0.0	0	0	0	0	0	0	0.0
Oklahoma	01/18/2023		00:47	0-0	.000	0-0	.000	0-0	.000	0	0	0	0.0	0	0	1	0	0	0	0.0
Totals		0	08:50	0-3	.000	0-3	.000	0-0	.000	0	0	0	0.0	1	0	3	0	0	0	0.0

Player Averages

Games Played	Minutes/game	Points/game	FG Pct	3FG Pct	FT Pct	Rebounds/game	Assists/game	Turnovers/game	Assist/Turnover ratio	Steals/game	Blocks/game
5	1.8	0.0	0.0	0.0	0.0	0.0	0.0	0.6	0.0	0.0	0.0

CAREER GAME HIGHS / SUPERLATIVES

Points	-
Rebounds	-
Field Goals	-
Field Goals Att.	1, 3X, last vs Texas A&M-Corpus Christi, 12/20/22
3-Point FG	-
3-Point FG Att.	1, 3X, last vs Texas A&M-Corpus Christi, 12/20/22
Free Throws Made	-
Free Throws Att.	-
Assists	-
Steals	-
Blocks	-
Minutes	4:02 vs Tulsa, 11/25/22

Miscellaneous

Games with 10+ points	-
Games with 20+ points	-
Games with 5+ rebounds	-
Games with 10+ rebounds	-
Games with 3+ assists	-
Games with 2+ steals	-
Games with 2+ blocks	-
Double-Doubles	-
Games led OSU in points	-
Games led OSU in rebounds	-
Games led OSU in assists	-
Games led OSU in steals	-
Games led OSU in blocks	-

CAREER STATS

BROWN, Naz

BROWN, Naz				Field Goals		3-Point		F-Throws		Rebounds								Scoring		
SEASON	TEAM	GP-GS	MIN/AVG	FG-FGA	FG%	3FG-3FGA	3FG%	FT-FTA	FT%	OFF	DEF	TOT	AVG	PF-FO	A	TO	BLK	STL	PTS	AVG
2022-23	OSU	5-0	9/1.8	0-3	.000	0-3	.000	0-0	.000	0	0	0	0.0	1-0	0	3	0	0	0	0.0
TOTAL		5-0	9/1.8	0-3	.000	0-3	.000	0-0	.000	0	0	0	0.0	1-0	0	3	0	0	0	0.0

PLAYER SPOTLIGHT

13 QUION WILLIAMS

Guard • 6-4 • 208 • Freshman • Jonesboro, Ark. • Jonesboro HS

- Was a letter winner at Jonesboro High School in Arkansas.
- Was notably named the state's 5A MVP.
- Selected to the All-State and All-Conference Teams.
- Helped lead his team to two state championships and a 30-3 record.



2022-23 GAME-BY-GAME STATS

#13 WILLIAMS, Quion

Opponent	Date	GS	MIN	Total		3-Pointers		Free throws		Rebounds				PF	A	TO	BLK	STL	PTS	AVG
				FG-FGA	PCT	3FG-3FGA	PCT	FT-FTA	PCT	OFF	DEF	TOT	AVG							
UT Arlington	11/07/2022		08:45	0-0	.000	0-0	.000	1-2	.500	0	0	0	0.0	0	0	0	0	0	1	1.0
Southern Ill.	11/10/2022		05:44	0-0	.000	0-0	.000	0-0	.000	0	0	0	0.0	1	0	0	0	0	0	0.5
at Oakland	11/13/2022		10:32	0-3	.000	0-1	.000	0-0	.000	1	1	2	0.7	1	2	0	0	0	0	0.3
vs UCF	11/18/2022		05:55	1-2	.500	0-1	.000	0-0	.000	0	1	1	0.8	1	0	1	0	0	2	0.8
vs DePaul	11/20/2022		11:51	0-1	.000	0-1	.000	0-0	.000	0	2	2	1.0	3	1	1	0	0	0	0.6
Tulsa	11/25/2022		18:21	3-4	.750	0-1	.000	0-1	.000	3	4	7	2.0	0	1	1	0	1	6	1.5
Prairie View	11/27/2022		25:52	3-3	1.000	1-1	1.000	4-5	.800	1	1	2	2.0	2	2	1	0	2	11	2.9
at UConn	12/01/2022		09:11	0-2	.000	0-1	.000	0-0	.000	0	2	2	2.0	3	0	0	0	0	0	2.5
Sam Houston	12/06/2022		08:45	1-2	.500	1-1	1.000	0-0	.000	1	2	3	2.1	2	0	2	0	0	3	2.6
vs Virginia Tech	12/11/2022		02:16	0-0	.000	0-0	.000	0-0	.000	0	1	1	2.0	0	0	0	0	0	0	2.3
vs Wichita St.	12/17/2022		09:14	0-2	.000	0-1	.000	0-0	.000	1	0	1	1.9	2	1	0	0	0	0	2.1
A&M-Corpus Christi	12/20/2022		15:23	3-8	.375	2-5	.400	0-0	.000	1	1	2	1.9	0	1	1	0	1	8	2.6
West Virginia	01/02/2023		08:44	1-3	.333	0-0	.000	0-0	.000	0	1	1	1.8	3	1	0	0	0	2	2.5
Texas	01/07/2023		10:39	0-2	.000	0-0	.000	1-2	.500	0	4	4	2.0	2	1	1	1	1	1	2.4
at Kansas St.	01/10/2023		07:10	0-1	.000	0-1	.000	0-0	.000	1	2	3	2.1	1	1	0	0	0	0	2.3
at Baylor	01/14/2023		17:29	2-4	.500	1-3	.333	0-0	.000	0	1	1	2.0	1	3	2	1	0	5	2.4
Oklahoma	01/18/2023		12:08	1-2	.500	0-0	.000	0-0	.000	1	0	1	1.9	1	0	1	0	0	2	2.4
Totals		0	187:59	15-39	.385	5-17	.294	6-10	.600	10	23	33	1.9	23	14	11	2	5	41	2.4

Player Averages

Games Played	Minutes/game	Points/game	FG Pct	3FG Pct	FT Pct	Rebounds/game	Assists/game	Turnovers/game	Assist/Turnover ratio	Steals/game	Blocks/game
17	11.1	2.4	38.5	29.4	60.0	1.9	0.8	0.6	1.3	0.3	0.1

CAREER STATS

WILLIAMS, Quion

SEASON	TEAM	GP-GS	MIN/AVG	Field Goals		3-Point		F-Throws		Rebounds				Scoring						
				FG-FGA	FG%	3FG-3FGA	3FG%	FT-FTA	FT%	OFF	DEF	TOT	AVG	PF-FO	A	TO	BLK	STL	PTS	AVG
2022-23	OSU	17-0	188/11.1	15-39	.385	5-17	.294	6-10	.600	10	23	33	1.9	23-0	14	11	2	5	41	2.4
TOTAL		17-0	188/11.1	15-39	.385	5-17	.294	6-10	.600	10	23	33	1.9	23-0	14	11	2	5	41	2.4

CAREER GAME HIGHS / SUPERLATIVES

Points	11 vs Prairie View A&M, 11/27/22
Rebounds	7 vs Tulsa, 11/25/22
Field Goals	3, 3X, last vs Texas A&M-Corpus Christi, 12/20/22
Field Goals Att.	8 vs Texas A&M-Corpus Christi, 12/20/22
3-Point FG	2 vs Texas A&M-Corpus Christi, 12/20/22
3-Point FG Att.	5 vs Texas A&M-Corpus Christi, 12/20/22
Free Throws Made	4 vs Prairie View A&M, 11/27/22
Free Throws Att.	5 vs Prairie View A&M, 11/27/22
Assists	3 at Baylor, 01/14/23
Steals	2 vs Prairie View A&M, 11/27/22
Blocks	1, 2X, last at Baylor, 01/14/23
Minutes	25:52 vs Prairie View A&M, 11/27/22

Miscellaneous

Career
Games with 10+ points
Games with 20+ points
Games with 5+ rebounds
Games with 10+ rebounds
Games with 3+ assists
Games with 2+ steals
Games with 2+ blocks
Double-Doubles
Games led OSU in points
Games led OSU in rebounds
Games led OSU in assists
Games led OSU in steals
Games led OSU in blocks

PLAYER SPOTLIGHT

15 CARSON SAGER

Guard • 6-4 • 207 • Junior • Wichita Falls, Texas • Rider HS



- Saw action in four games for the Cowboys and recorded a bucket against UT Arlington on Nov. 9 – the opening game of the year.
- Recorded two minutes of work against Big 12 foe West Virginia on Feb. 12.
- Recorded the first points of his collegiate career from the free throw line in the 2021-22 season opener vs UT Arlington to a standing ovation from the home crowd at Gallagher-Iba Arena.
- Joined the Cowboys as a walk-on in the fall of 2020 and provided a strong practice presence for the entire season.
- Accompanied OSU during their postseason run in Kansas City and Indianapolis.
- Played a part in OSU's nine wins over AP Top-25 squads, the program's first Big 12 Championship title game appearance since 2005 and its first NCAA Tournament victory since 2009.
- Younger brother of former Cowboy Christien Sager, who played at OSU from 2011-15. Christien informed Carson that he made the OSU team as a walk-on in a viral online video.
- Named a first-team All-District selection for Rider High School in Wichita Falls, Texas.
- Helped lead Rider to a program-best 32-5 record and a spot in the Region I-5A Tournament for the second time in program history.
- Named one of 25 2020 Oil Bowl All-Stars, a prestigious all-star game in the North Texas area.
- MVP of the Fantasy of Lights Tournament in Wichita Falls.
- Academic All-State selection.
- Played AAU ball for Texas Impact.
- Earned valedictorian honors at Rider.
- Son of Charlie and Tacy Sager. His father played basketball at Utah State and Midwestern State.
- Also has a sister named Kelsie, who plays beach volleyball at Central Arkansas.

2022-23 GAME-BY-GAME STATS

#15 SAGER, Carson

Opponent	Date	GS	MIN	FG-FGA	PCT	3FG-3FGA	PCT	FT-FTA	PCT	OFF	DEF	TOT	AVG	PF	A	TO	BLK	STL	PTS	AVG
at Oakland	11/13/2022		01:18	0-0	.000	0-0	.000	0-0	.000	0	0	0	0.0	1	0	0	0	0	0	0.0
Tulsa	11/25/2022		01:37	0-0	.000	0-0	.000	0-0	.000	0	0	0	0.0	0	0	1	0	0	0	0.0
Prairie View	11/27/2022		01:24	0-0	.000	0-0	.000	0-0	.000	0	1	1	0.3	0	0	0	0	0	0	0.0
A&M-Corpus Christi	12/20/2022		01:19	0-0	.000	0-0	.000	0-0	.000	0	0	0	0.3	0	0	0	0	0	0	0.0
Oklahoma	01/18/2023		00:47	0-0	.000	0-0	.000	0-0	.000	0	0	0	0.2	0	0	0	0	0	0	0.0
Totals		0	06:25	0-0	.000	0-0	.000	0-0	.000	0	1	1	0.2	1	0	1	0	0	0	0.0

Player Averages

Games Played	Minutes/game	Points/game	FG Pct	3FG Pct	FT Pct	Rebounds/game	Assists/game	Turnovers/game	Assist/Turnover ratio	Steals/game	Blocks/game
5	1.3	0.0	0.0	0.0	0.0	0.2	0.0	0.2	0.0	0.0	0.0

CAREER GAME HIGHS / SUPERLATIVES

Points	2 vs UT Arlington, 11/09/21
Rebounds	1, 2X, last vs Prairie View A&M, 11/27/22
Field Goals	-
Field Goals Att.	1 vs UT Arlington, 11/09/21
3-Point FG	-
3-Point FG Att.	-
Free Throws Made	2 vs UT Arlington, 11/09/21
Free Throws Att.	2 vs UT Arlington, 11/09/21
Assists	-
Steals	1 vs Col. of Charleston, 11/22/21
Blocks	-
Minutes	1:37 vs Tulsa, 11/25/22

Miscellaneous

Games with 10+ points	-
Games with 20+ points	-
Games with 5+ rebounds	-
Games with 10+ rebounds	-
Games with 3+ assists	-
Games with 2+ steals	-
Games with 2+ blocks	-
Double-Doubles	-
Games led OSU in points	-
Games led OSU in rebounds	-
Games led OSU in assists	-
Games led OSU in steals	-
Games led OSU in blocks	-

CAREER STATS

SAGER, Carson


Field Goals																			3-Point			FT-Throws		Rebounds			Scoring						
SEASON	TEAM	GP-GS	MIN	AVG	FG-FGA	FG%	3FG-3FGA	3FG%	FT-FTA	FT%	OFF	DEF	TOT	AVG	PF-FO	A	TO	BLK	STL	PTS	AVG												
2021-22	OSU	4-0	6/1.4	0-1	.000	0-0	.000	2-2	1.000	1	0	1	0.3	0-0	0	0	0	1	2	0.5													
2022-23	OSU	5-0	6/1.3	0-0	.000	0-0	.000	0-0	.000	0	1	1	0.2	1-0	1	0	0	0	0	0.0													
TOTAL		9-0	12/1.3	0-1	.000	0-0	.000	2-2	1.000	1	1	2	0.2	1-0	1	0	1	2	0.2														

PLAYER SPOTLIGHT

21 BROOKS MANZER

Guard • 6-3 • 290 • Sophomore • Edmond, Okla. • Edmond Memorial HS

- A valuable member of the team, providing energy and motivation off the bench.
- Three-year letter winner after missing most of senior year due to ACL surgery.
- Played on three-consecutive State Tournament teams, including a state-runners up finish in 2021.
- Also played baseball. Was a two-year letter winner and hit .337 for the Bulldogs during his senior season.
- Received the Bulldog Spirit Award for outstanding leadership during his senior year of high school.
- Has completed all requirements necessary to become an Eagle Scout.
- Born on Oct. 23, 2002.
- Son of Bryndon and Janie Manzer.
- Is the 13th member of his family to attend Oklahoma State.
- Father, Bryndon, played basketball at OSU for Eddie Sutton from 1992-94. Grandfather, Lee, taught Marketing at OSU for 43 years and has been the official scorer for Cowboy home games for more than 30 years.
- Plans to major in Applied Exercise Science.



2022-23 GAME-BY-GAME STATS

#21 MANZER, Brooks

Opponent	Date	GS	MIN	Total		3-Pointers		Free throws		Rebounds				PF	A	TO	BLK	STL	PTS	AVG
				FG-FGA	PCT	3FG-3FGA	PCT	FT-FTA	PCT	OFF	DEF	TOT	AVG							
at Oakland	11/13/2022		01:18	0-0	.000	0-0	.000	0-0	.000	0	0	0	0.0	0	1	0	0	0	0	0.0
Tulsa	11/25/2022		01:37	0-0	.000	0-0	.000	0-0	.000	0	0	0	0.0	0	0	0	0	0	0	0.0
Prairie View	11/27/2022		01:24	0-0	.000	0-0	.000	0-0	.000	0	1	1	0.3	0	0	0	0	0	0	0.0
Totals		0	04:19	0-0	.000	0-0	.000	0-0	.000	0	1	1	0.3	0	1	0	0	0	0	0.0

Player Averages

Games Played	Minutes/game	Points/game	FG Pct	3FG Pct	FT Pct	Rebounds/game	Assists/game	Turnovers/game	Assist/Turnover ratio	Steals/game	Blocks/game
3	1.4	0.0	0.0	0.0	0.0	0.3	0.3	0.0	1.0	0.0	0.0

CAREER GAME HIGHS / SUPERLATIVES

Points	-
Rebounds	1 vs Prairie View A&M, 11/27/22
Field Goals	-
Field Goals Att.	-
3-Point FG	-
3-Point FG Att.	-
Free Throws Made	-
Free Throws Att.	-
Assists	1 at Oakland, 11/13/22
Steals	-
Blocks	-
Minutes	1:37 vs Tulsa, 11/25/22

Miscellaneous

Games with 10+ points	-
Games with 20+ points	-
Games with 5+ rebounds	-
Games with 10+ rebounds	-
Games with 3+ assists	-
Games with 2+ steals	-
Games with 2+ blocks	-
Double-Doubles	-
Games led OSU in points	-
Games led OSU in rebounds	-
Games led OSU in assists	-
Games led OSU in steals	-
Games led OSU in blocks	-

CAREER STATS

MANZER, Brooks

				Field Goals		3-Point		F-Throws		Rebounds				Scoring						
SEASON	TEAM	GP-GS	MIN/AVG	FG-FGA	FG%	3FG-3FGA	3FG%	FT-FTA	FT%	OFF	DEF	TOT	AVG	PF-FO	A	TO	BLK	STL	PTS	AVG
2022-23	OSU	3-0	4/1.4	0-0	.000	0-0	.000	0-0	.000	0	1	1	0.3	0-0	1	0	0	0	0	0.0
TOTAL		3-0	4/1.4	0-0	.000	0-0	.000	0-0	.000	0	1	1	0.3	0-0	1	0	0	0	0	0.0

PLAYER SPOTLIGHT

22 KALIB BOONE

Forward • 6-9 • 198 • Senior • Tulsa, Okla. • Memorial HS

- Saw action in 26 games for OSU while fighting through early injuries. Earned four starts on the year with 10.9 minutes per game.
- Posted a season-best 20 points in the win over NC State on Nov. 17. Followed it up with 13 points against College of Charleston on Nov. 22 and 11 points at ORU on Nov. 26.
- Had a key 12 points in the win over Oklahoma on Feb. 5.
- Finished with the second-most blocks in the Big 12.



2022-23 GAME-BY-GAME STATS

#22 BOONE, Kalib

Opponent	Date	GS	MIN	Total		3-Pointers		Free throws		Rebounds				PF	A	TO	BLK	STL	PTS	AVG	
				FG-FGA	PCT	3FG-3FGA	PCT	FT-FTA	PCT	OFF	DEF	TOT	AVG								
UT Arlington	11/07/2022	*	26:02	5-7	.714	0-0	.000	5-6	.833	4	4	8	8.0	4	2	1	2	0	15	15.0	
Southern Ill.	11/10/2022	*	28:07	1-3	.333	0-1	.000	0-0	.000	2	3	5	6.5	3	2	1	1	1	2	8.5	
at Oakland	11/13/2022	*	22:20	4-7	.571	0-0	.000	1-1	1.000	2	6	8	7.0	2	2	3	1	0	9	8.7	
vs UCF	11/18/2022	*	19:18	3-7	.429	0-0	.000	4-4	1.000	3	2	5	6.5	4	2	3	0	0	10	9.0	
vs DePaul	11/20/2022	*	24:29	7-11	.636	0-0	.000	3-3	1.000	4	1	5	6.2	5	3	3	0	2	17	10.6	
Tulsa	11/25/2022	*	17:41	3-7	.429	0-1	.000	3-3	1.000	3	1	4	5.8	0	1	2	0	0	9	10.3	
Prairie View	11/27/2022	*	16:22	2-5	.400	1-1	1.000	0-0	.000	2	1	3	5.4	1	2	3	1	0	5	9.6	
at UConn	12/01/2022	*	34:18	5-12	.417	0-0	.000	5-7	.714	5	3	8	5.8	2	0	2	1	1	15	10.3	
Sam Houston	12/06/2022	*	21:04	2-4	.500	0-1	.000	0-0	.000	3	0	3	5.4	1	2	2	0	1	4	9.6	
vs Virginia Tech	12/11/2022	*	27:13	6-10	.600	0-0	.000	3-4	.750	3	4	7	5.6	3	0	2	4	1	15	10.1	
vs Wichita St.	12/17/2022	*	28:48	2-5	.400	0-0	.000	2-4	.500	2	3	5	5.5	2	1	2	0	0	6	9.7	
A&M-Corpus Christi	12/20/2022	*	13:26	2-3	.667	0-1	.000	3-3	1.000	1	2	3	5.3	2	1	1	1	0	7	9.5	
at Kansas	12/31/2022	*	22:12	1-4	.250	0-0	.000	0-0	.000	2	5	7	5.5	1	2	1	1	0	2	8.9	
West Virginia	01/02/2023	*	27:13	5-6	.833	0-0	.000	0-0	.000	1	5	6	5.5	3	0	1	0	0	10	9.0	
Texas	01/07/2023	*	34:13	6-9	.667	0-1	.000	4-4	1.000	4	6	10	5.8	3	1	3	6	1	16	9.5	
at Kansas St.	01/10/2023	*	29:25	9-15	.600	0-0	.000	5-6	.833	2	1	3	5.6	2	1	5	2	2	23	10.3	
at Baylor	01/14/2023	*	17:48	3-4	.750	0-0	.000	2-3	.667	2	1	3	5.5	4	0	1	1	0	8	10.2	
Oklahoma	01/18/2023	*	25:30	7-11	.636	0-0	.000	1-2	.500	2	5	7	5.6	2	0	2	5	1	15	10.4	
Totals			18	435:30	73-130	.562	1-6	.167	41-50	.820	47	53	100	5.6	44	22	38	26	10	188	10.4

Player Averages

Games Played	Minutes/game	Points/game	FG Pct	3FG Pct	FT Pct	Rebounds/game	Assists/game	Turnovers/game	Assist/Turnover ratio	Steals/game	Blocks/game
18	24.2	10.4	56.2	16.7	82.0	5.6	1.2	2.1	0.6	0.6	1.4

CAREER GAME HIGHS / SUPERLATIVES

Points	22 vs Texas, 02/06/21
Rebounds	15 vs Texas, 02/06/21
Field Goals	10 vs Baylor, 01/23/21
Field Goals Att.	15, 2X, last at Kansas State, 01/10/23
3-Point FG	1 vs Prairie View A&M, 11/27/22
3-Point FG Att.	1, 6X, last vs Texas, 01/07/23
Free Throws Made	12 vs vs Texas Tech, 02/15/20
Free Throws Att.	14 vs vs Texas Tech, 02/15/20
Assists	3, 3X, last vs DePaul, 11/20/22
Steals	4 vs Oakland, 12/05/20
Blocks	6, 3X, last vs Texas, 01/07/23
Minutes	40:55 vs Texas, 02/06/21

Miscellaneous

Career	
Games with 10+ points	31
Games with 20+ points	4
Games with 5+ rebounds	37
Games with 10+ rebounds	4
Games with 3+ assists	3
Games with 2+ steals	6
Games with 2+ blocks	27
Double-Doubles	3
Games led OSU in points	10
Games led OSU in rebounds	15
Games led OSU in assists	2
Games led OSU in steals	10
Games led OSU in blocks	38

CAREER STATS

BOONE, Kalib

BOONE, Raib																	Scoring			
SEASON	TEAM	GP-GS	MIN/AVG	Field Goals		3-Point		F-Throws		Rebounds			PF-FO		A	TO	BLK	STL	PTS	AVG
				FG-FGA	FG%	3FG-3FGA	3FG%	FT-FTA	FT%	OFF	DEF	TOT	AVG							
2019-20	OSU	31-4	36.3/11.7	56-102	.549	0-0	.000	35-48	.729	41	53	94	3.0	53-1	13	22	23	7	147	4.7
2020-21	OSU	30-24	61.9/20.6	113-176	.642	0-0	.000	56-86	.651	51	110	161	5.4	74-3	24	56	49	19	282	9.4
2021-22	OSU	26-4	28.4/10.9	59-104	.567	0-1	.000	32-46	.696	28	34	62	2.4	39-0	12	32	33	11	150	5.8
2022-23	OSU	18-18	43.5/24.2	73-130	.562	1-6	.167	41-50	.820	47	53	100	5.6	44-1	22	38	26	10	168	10.4
TOTAL		105-50	1701/16.2	301-512	.588	1-7	.143	164-230	.713	167	250	417	4.0	210-5	71	148	131	47	767	7.3

PLAYER SPOTLIGHT

23 TYREEK SMITH

Forward • 6-9 • 217 • Redshirt Junior • Baton Rouge, La. • Texas Tech/Trinity Christian HS

- Was a key member of the rotation off the bench, as he was the defender with the key block on the final shot of the game to help the Cowboys upset No. 12 Texas Tech at home to finish the season.
- Doing whatever was needed of him, saw action in 30 games with seven starts. He averaged 11.9 minutes per contest with 3.5 points, 2.8 rebounds and 0.6 blocks.
- Started the final seven games of the season as OSU went 4-3 during the stretch.
- Had a season-best 10 points in the win over NC State on Nov. 17.
- Had a season-high eight rebounds on Jan. 15 to help the Cowboys take down No. 1 Baylor on the road, marking the first time in program history OSU had defeated the top-ranked team in the country on the road.
- Proving to be a force in the paint, had five games in which he recorded two blocks.



2022-23 GAME-BY-GAME STATS

#23 SMITH, Tyreek

Opponent	Date	GS	MIN	Total		3-Pointers		Free throws		Rebounds		PF	A	TO	BLK	STL	PTS	AVG		
				FG-FGA	PCT	3FG-3FGA	PCT	FT-FTA	PCT	OFF	DEF								TOT	AVG
UT Arlington	11/07/2022		12:22	3-5	.600	0-1	.000	0-0	.000	2	1	3	3.0	1	0	0	0	6	6.0	
Southern Ill.	11/10/2022		14:19	1-2	.500	0-0	.000	0-0	.000	0	2	2	2.5	0	1	1	0	1	2	4.0
at Oakland	11/13/2022		15:14	3-3	1.000	0-0	.000	2-2	1.000	1	2	3	2.7	2	1	0	0	1	8	5.3
vs UCF	11/18/2022		14:22	2-6	.333	0-1	.000	0-0	.000	2	2	4	3.0	1	0	0	1	1	4	5.0
vs DePaul	11/20/2022		18:08	4-5	.800	0-0	.000	3-6	.500	3	4	7	3.8	0	2	1	1	11	6.2	
Tulsa	11/25/2022		13:50	5-5	1.000	0-0	.000	0-2	.000	2	5	7	4.3	0	1	0	0	10	6.8	
Prairie View	11/27/2022		15:40	4-4	1.000	0-0	.000	0-0	.000	1	3	4	4.3	2	0	1	1	0	8	7.0
at UConn	12/01/2022		18:12	3-4	.750	0-0	.000	1-2	.500	1	2	3	4.1	2	0	1	1	0	7	7.0
Sam Houston	12/06/2022		21:10	4-5	.800	1-2	.500	1-2	.500	3	2	5	4.2	0	0	1	0	0	10	7.3
vs Virginia Tech	12/11/2022		15:41	1-4	.250	0-0	.000	0-0	.000	1	2	3	4.1	1	0	0	1	0	2	6.8
vs Wichita St.	12/17/2022		15:20	3-3	1.000	0-0	.000	1-1	1.000	0	2	2	3.9	2	1	1	1	0	7	6.8
A&M-Corpus Christi	12/20/2022		18:44	4-4	1.000	0-0	.000	4-4	1.000	1	2	3	3.8	0	0	0	0	0	12	7.3
at Kansas	12/31/2022		16:09	2-2	1.000	0-0	.000	0-1	.000	1	1	2	3.7	1	1	0	1	0	4	7.0
West Virginia	01/02/2023		26:34	0-0	.000	0-0	.000	4-4	1.000	2	4	6	3.9	3	0	1	2	0	4	6.8
Texas	01/07/2023	*	23:09	0-2	.000	0-0	.000	0-0	.000	1	1	2	3.7	3	0	2	3	1	0	6.3
at Kansas St.	01/10/2023	*	23:53	1-3	.333	0-0	.000	0-0	.000	3	4	7	3.9	1	0	1	3	2	2	6.1
at Baylor	01/14/2023	*	28:12	2-4	.500	0-0	.000	0-0	.000	3	2	5	4.0	2	1	1	1	0	4	5.9
Oklahoma	01/18/2023		11:34	0-4	.000	0-0	.000	0-0	.000	3	0	3	3.9	1	1	1	1	0	0	5.6
Totals		3	322:32	42-65	.646	1-4	.250	16-24	.667	30	41	71	3.9	22	7	13	17	8	101	5.6

Player Averages

Games Played	Minutes/game	Points/game	FG Pct	3FG Pct	FT Pct	Rebounds/game	Assists/game	Turnovers/game	Assist/Turnover ratio	Steals/game	Blocks/game
18	17.9	5.6	64.6	25.0	66.7	3.9	0.4	0.7	0.5	0.4	0.9

CAREER GAME HIGHS / SUPERLATIVES

Points	12 vs Texas A&M-Corpus Christi, 12/20/22
Rebounds	8, 2X, last at Baylor, 01/15/22
Field Goals	5, 2X, last vs Tulsa, 11/25/22
Field Goals Att.	7 vs NC State, 11/17/21
3-Point FG	1, 4X, last vs Sam Houston, 12/06/22
3-Point FG Att.	2 vs Sam Houston, 12/06/22
Free Throws Made	4, 3X, last vs West Virginia, 01/02/23
Free Throws Att.	6 vs DePaul, 11/20/22
Assists	2, 2X, last at Baylor, 01/15/22
Steals	2, 2X, last at Kansas State, 01/10/23
Blocks	3, 4X, last at Kansas State, 01/10/23
Minutes	28:12 at Baylor, 01/14/23

Miscellaneous

	Career
Games with 10+ points	5
Games with 20+ points	-
Games with 5+ rebounds	13
Games with 10+ rebounds	-
Games with 3+ assists	-
Games with 2+ steals	2
Games with 2+ blocks	11
Double-Doubles	-
Games led OSU in points	-
Games led OSU in rebounds	5
Games led OSU in assists	-
Games led OSU in steals	2
Games led OSU in blocks	8

CAREER STATS

SMITH, Tyreek

SEASON	TEAM	GP-GS	MIN/AVG	Field Goals FG-FGA FG%	3-Point 3FG-3FGA 3FG%	F-Throws FT-FTA FT%	Rebounds OFF DEF TOT AVG	PF-FO	A	TO	BLK	STL	PTS	AVG
2020-21	TTU	29-0	244/8.4	28-46 .609	3-8 .375	17-28 .607	21 50 71 2.4	21-0	6	5	21	2	76	2.6
2021-22	OSU	30-7	358/11.9	42-65 .646	0-4 .000	21-36 .583	36 47 83 2.8	28-0	11	17	19	7	105	3.5
2022-23	OSU	18-3	323/17.9	42-65 .646	1-4 .250	16-24 .667	30 41 71 3.9	22-0	7	13	17	8	101	5.6
TOTAL FOR OSU		48-10	681/14.2	84-130 .646	1-8 .125	37-60 .617	66 88 154 3.2	50-0	18	30	36	15	206	4.3
TOTAL		77-10	925/12.0	112-176 .636	4-16 .250	54-88 .614	87 138 225 2.9	71-0	24	35	57	17	282	3.7

PLAYER SPOTLIGHT

25 BERNARD KOUMA

Forward • 6-10 • 240 • Senior • South Plains College / Our Saviour Lutheran HS [NY]

(Pronounced: COO-muh)

- Always a positive mind around the Cowboy program, Bernard Kouma saw action in six games.
- Was vital to team moral, on and off the court, with positive energy each day of the year.
- Record a season-best three points in the opening-day victory over UT-Arlington on Nov. 9.



2022-23 GAME-BY-GAME STATS

#25 KOUMA, Bernard

Opponent	Date	GS	MIN	FG-FGA	PCT	3FG-3FGA	PCT	FT-FTA	PCT	OFF	DEF	TOT	AVG	PF	A	TO	BLK	STL	PTS	AVG
Tulsa	11/25/2022		01:37	0-0	.000	0-0	.000	0-0	.000	0	0	0	0.0	0	0	1	0	0	0	0.0
Prairie View	11/27/2022		01:24	0-1	.000	0-0	.000	0-2	.000	0	0	0	0.0	0	0	0	1	0	0	0.0
A&M-Corpus Christi	12/20/2022		03:43	0-1	.000	0-0	.000	0-0	.000	0	1	1	0.3	1	0	0	0	0	0	0.0
West Virginia	01/02/2023		02:28	0-0	.000	0-0	.000	0-0	.000	0	0	0	0.3	0	0	0	0	0	0	0.0
Texas	01/07/2023		01:48	0-0	.000	0-0	.000	0-0	.000	0	1	1	0.4	1	0	0	0	0	0	0.0
at Kansas St.	01/10/2023		04:05	1-2	.500	0-0	.000	0-0	.000	1	1	2	0.7	1	0	1	0	1	2	0.3
at Baylor	01/14/2023		02:05	0-0	.000	0-0	.000	0-0	.000	0	0	0	0.6	0	0	0	0	0	0	0.3
Oklahoma	01/18/2023		00:47	0-0	.000	0-0	.000	0-0	.000	0	0	0	0.5	0	0	0	0	0	0	0.3
Totals		0	17:57	1-4	.250	0-0	.000	0-2	.000	1	3	4	0.5	3	0	1	2	1	2	0.3

Player Averages

Games Played	Minutes/ game	Points/ game	FG Pct	3FG Pct	FT Pct	Rebounds/ game	Assists/ game	Turnovers/ game	Assist/Turnover ratio	Steals/ game	Blocks/ game
8	2.2	0.3	25.0	0.0	0.0	0.5	0.0	0.1	0.0	0.1	0.3

CAREER GAME HIGHS / SUPERLATIVES

Points	6 at West Virginia, 03/06/21
Rebounds	10 at West Virginia, 03/06/21
Field Goals	3 at West Virginia, 03/06/21
Field Goals Att.	7 at West Virginia, 03/06/21
3-Point FG	-
3-Point FG Att.	-
Free Throws Made	2, 2X, last vs Oregon State, 03/21/21
Free Throws Att.	2, 5X, last vs Prairie View A&M, 11/27/22
Assists	2 vs Oakland, 12/05/20
Steals	1 at Kansas State, 01/10/23
Blocks	1, 5X, last vs Prairie View A&M, 11/27/22
Minutes	21:18 at West Virginia, 03/06/21

Miscellaneous

Miscellaneous	Career
Games with 10+ points	-
Games with 20+ points	-
Games with 5+ rebounds	1
Games with 10+ rebounds	1
Games with 3+ assists	-
Games with 2+ steals	-
Games with 2+ blocks	-
Double-Doubles	-
Games led OSU in points	-
Games led OSU in rebounds	1
Games led OSU in assists	-
Games led OSU in steals	-
Games led OSU in blocks	2

CAREER STATS

KOUMA, Bernard

SEASON	TEAM	GP-GS	MIN	AVG	Field Goals	3-Point	F-Throws	Rebounds	PF	FO	A	TO	BLK	STL	PTS	AVG
					FG-FGA	FG%	3FG-3FGA	3FG%	FT-FTA	FT%						
2020-21	OSU	26-2	177	6.8	16-26	.615	0-0	.000	6-7	.857	20	16	36	1.4	30-1	2
2021-22	OSU	6-0	12	2.0	3-4	.750	0-0	.000	1-2	.500	1	1	2	0.3	3-0	0
2022-23	OSU	8-0	18	2.2	1-4	.250	0-0	.000	0-2	.000	1	3	4	0.5	3-0	0

PLAYER SPOTLIGHT

33 MOUSSA CISSE

Forward • 7-1 • 216 • Junior • Conakry, Guinea • Memphis

(pronounced: MOO-suh SEE-say)

- For his efforts throughout the year, named the 2022 Big 12 Defensive Player of the Year
- Started 26 of OSU's 30 games and saw action in 29 while averaging 20 minutes per contest. Posted 7.2 points per game with 6.5 rebounds, 1.86 blocks and 0.3 assists.
- Led the Big 12 in blocked shots.
- Earned the opening day start against UT Arlington on Nov. 9 and quickly showed the impact he would make as he played 17 minutes with 17 points and 10 rebounds with two blocked shots and a steal.
- Posted his second double-double of the season on Nov. 16 against UMass Lowell thanks to a 12 point and 11-rebound night.
- First Big 12 double-double came on Feb. 12 against West Virginia. There he finished with 18 points and 10 rebounds.
- Posted two-straight double-doubles in a stretch of games against Baylor and Oklahoma in late February.
- Had a season-best six blocks in the win over College of Charleston on Nov. 22. Recorded five against Baylor on Feb. 21 and Texas Tech on March 5.
- Recorded eight games with 10 or more rebounds on his way to five double-doubles.



2022-23 GAME-BY-GAME STATS

#33 CISSE, Moussa

Opponent	Date	GS	MIN	Total		3-Pointers		Free throws		Rebounds			PF	A	TO	BLK	STL	PTS	AVG		
				FG-FGA	PCT	3FG-3FGA	PCT	FT-FTA	PCT	OFF	DEF	TOT								AVG	
UT Arlington	11/07/2022	*	22:56	2-3	.667	0-0	.000	1-2	.500	1	4	5	5.0	3	2	3	4	2	5	5.0	
Southern Ill.	11/10/2022	*	30:20	5-10	.500	0-0	.000	1-4	.250	5	10	15	10.0	1	0	3	3	0	11	8.0	
at Oakland	11/13/2022	*	23:15	5-9	.556	0-0	.000	1-2	.500	2	8	10	10.0	2	0	1	3	0	11	9.0	
vs UCF	11/18/2022	*	37:42	6-9	.667	0-0	.000	2-4	.500	8	6	14	11.0	4	2	3	6	2	14	10.3	
vs DePaul	11/20/2022	*	17:11	2-3	.667	0-0	.000	0-2	.000	4	7	11	11.0	4	0	1	2	0	4	9.0	
Tulsa	11/25/2022	*	24:26	6-7	.857	0-0	.000	0-2	.000	2	6	8	10.5	0	1	1	3	0	12	9.5	
Prairie View	11/27/2022	*	22:56	6-9	.667	0-0	.000	1-3	.333	5	6	11	10.6	1	0	0	4	0	13	10.0	
at UConn	12/01/2022	*	15:50	0-2	.000	0-0	.000	0-0	.000	2	8	10	10.5	5	0	2	1	0	0	8.8	
Sam Houston	12/06/2022	*	34:55	2-5	.400	0-0	.000	2-3	.667	2	11	13	10.8	3	0	2	4	1	6	8.4	
vs Virginia Tech	12/11/2022	*	29:30	3-5	.600	0-0	.000	6-9	.667	1	6	7	10.4	4	1	2	1	0	12	8.8	
vs Wichita St.	12/17/2022	*	28:36	1-2	.500	0-0	.000	1-2	.500	3	9	12	10.5	1	0	2	3	0	3	8.3	
A&M-Corpus Christi	12/20/2022	*	30:29	6-9	.667	0-0	.000	0-2	.000	1	13	14	10.8	2	1	2	1	1	12	8.6	
at Kansas	12/31/2022	*	24:51	2-5	.400	0-0	.000	0-1	.000	3	3	6	10.5	1	2	0	2	1	4	8.2	
West Virginia	01/02/2023	*	10:32	3-5	.600	0-0	.000	0-0	.000	0	3	3	9.9	2	0	0	1	1	6	8.1	
Oklahoma	01/18/2023		02:09	0-0	.000	0-0	.000	0-0	.000	0	1	1	9.3	0	0	0	0	0	0	7.5	
Totals			14	355:37	49-83	.590	0-0	.000	15-36	.417	39	101	140	9.3	33	9	22	38	8	113	7.5

Player Averages

Games Played	Minutes/game	Points/game	FG Pct	3FG Pct	FT Pct	Rebounds/game	Assists/game	Turnovers/game	Assist/Turnover ratio	Steals/game	Blocks/game
15	23.7	7.5	59.0	0.0	41.7	9.3	0.6	1.5	0.4	0.5	2.5

CAREER GAME HIGHS / SUPERLATIVES

Points	18 vs West Virginia, 02/12/22
Rebounds	15 vs Southern Illinois, 11/10/22
Field Goals	8 vs West Virginia, 02/12/22
Field Goals Att.	13 vs East Carolina, 01/24/21
3-Point FG	-
3-Point FG Att.	1 at South Florida, 03/02/21
Free Throws Made	6 vs Virginia Tech, 12/11/22
Free Throws Att.	9 vs Virginia Tech, 12/11/22
Assists	2, 3X, last at Kansas, 12/31/22
Steals	2, 2X, last vs UCF, 11/18/22
Blocks	6, 2X, last vs UCF, 11/18/22
Minutes	37:42 vs UCF, 11/18/22

Miscellaneous

Career	
Games with 10+ points	22
Games with 20+ points	-
Games with 5+ rebounds	53
Games with 10+ rebounds	22
Games with 3+ assists	-
Games with 2+ steals	2
Games with 2+ blocks	35
Double-Doubles	11
Games led OSU in points	3
Games led OSU in rebounds	24
Games led OSU in assists	-
Games led OSU in steals	3
Games led OSU in blocks	30

CAREER STATS


CISSE, Moussa

SEASON	TEAM	GP-GS	MIN/AVG	FG-FGA	FG%	3FG-3FGA	3FG%	FT-FTA	FT%	OFF	DEF	TOT	AVG	PF-FO	A	TO	BLK	STL	PTS	AVG
2020-21	Mem	28-28	519/18.5	80-145	.552	0-1	.000	24-74	.324	63	113	176	6.3	66-2	13	44	46	8	184	6.6
2021-22	OSU	29-26	580/20.0	80-143	.559	0-0	.000	50-89	.562	77	112	189	6.5	65-1	10	38	54	12	210	7.2
2022-23	OSU	15-14	356/23.7	49-83	.590	0-0	.000	15-36	.417	39	101	140	9.3	33-1	9	22	38	8	113	7.5
TOTAL FOR OSU		44-40	936/21.3	129-226	.571	0-0	.000	65-125	.520	116	213	329	7.5	98-2	19	60	92	20	323	7.3
TOTAL		72-68	1455/20.2	209-371	.563	0-1	.000	89-199	.447	179	326	505	7.0	164-4	32	104	138	28	507	7.0

PLAYER SPOTLIGHT

35 WESTON CHURCH

Guard • 6-3 • 180 • Junior • Fairview, Okla. • Fairview HS



- With positive energy on and off the court, Weston Church impacted the Cowboy program each day with his positivity and work ethic.
- Saw action in four games for the Cowboys, including checking in against Big 12 foe West Virginia on Feb. 12.
- Recorded his first bucket in a Cowboy uniform in the final seconds of the 2021-22 season opener against UT Arlington to a standing ovation from the home crowd at Gallagher-Iba Arena.
- Joined the Cowboys as a walk-on in the fall of 2020 and provided a strong practice presence.
- Key cog in OSU's nine wins over AP Top-25 squads, the program's first Big 12 Championship title game appearance since 2005 and its first NCAA Tournament victory since 2009.
- The Enid News named Church to their All-Northwest Oklahoma First Team following the 2020 season.
- Averaged 24.7 points and 5.0 rebounds per game as a senior.
- Earned a spot on the Oklahoma Basketball Coaches Association All-District 1 Team and was named an All-Great Plains Conference selection.
- Named to the OCA Small West 2A All-Star Team.
- Named the valedictorian of his graduating class at Fairview.
- President of his school's Future Farmers of America chapter, and also served as Fairview's student council treasurer and was an active member of the school's National Honors Society and Fellowship of Christian Athletes groups.
- Born on March 15, 2002.
- Son of Scott and Natalie Church.
- Has one brother, Will.

2022-23 GAME-BY-GAME STATS

#35 CHURCH, Weston

Opponent	Date	GS	MIN	Total		3-Pointers		Free throws		Rebounds				PF				PTS	AVG
				FG-FGA	PCT	3FG-3FGA	PCT	FT-FTA	PCT	OFF	DEF	TOT	AVG	A	TO	BLK	STL		
at Oakland	11/13/2022		01:18	1-1	1.000	1-1	1.000	0-0	.000	0	0	0	0.0	0	0	0	0	3	3.0
Tulsa	11/25/2022		01:37	0-0	.000	0-0	.000	0-0	.000	0	1	1	0.5	0	0	0	0	0	1.5
Prairie View	11/27/2022		01:24	0-0	.000	0-0	.000	0-0	.000	0	0	0	0.3	0	0	0	0	0	1.0
A&M-Corpus Christi	12/20/2022		01:19	0-0	.000	0-0	.000	0-0	.000	0	0	0	0.3	0	0	0	0	0	0.8
Oklahoma	01/18/2023		00:47	0-0	.000	0-0	.000	0-0	.000	0	0	0	0.2	0	0	0	0	0	0.6
Totals		0	06:25	1-1	1.000	1-1	1.000	0-0	.000	0	1	1	0.2	0	0	0	0	3	0.6

Player Averages

Games Played	Minutes/game	Points/game	FG Pct	3FG Pct	FT Pct	Rebounds/game	Assists/game	Turnovers/game	Assist/Turnover ratio	Steals/game	Blocks/game
5	1.3	0.6	100.0	100.0	0.0	0.2	0.0	0.0	0.0	0.0	0.0

CAREER GAME HIGHS / SUPERLATIVES

Points	3 at Oakland, 11/13/22
Rebounds	1 vs Tulsa, 11/25/22
Field Goals	1, 2X, last at Oakland, 11/13/22
Field Goals Att.	2 vs UT Arlington, 11/09/21
3-Point FG	1 at Oakland, 11/13/22
3-Point FG Att.	1 at Oakland, 11/13/22
Free Throws Made	-
Free Throws Att.	-
Assists	-
Steals	1 vs West Virginia, 02/12/22
Blocks	-
Minutes	1:37 vs Tulsa, 11/25/22

Miscellaneous

Games with 10+ points	-
Games with 20+ points	-
Games with 5+ rebounds	-
Games with 10+ rebounds	-
Games with 3+ assists	-
Games with 2+ steals	-
Games with 2+ blocks	-
Double-Doubles	-
Games led OSU in points	-
Games led OSU in rebounds	-
Games led OSU in assists	-
Games led OSU in steals	1
Games led OSU in blocks	-

CAREER STATS

CHURCH, Weston

SEASON	TEAM	GP-GS	MIN/AVG	Field Goals		3-Point		F-Throws		Rebounds				Scoring			
				FG-FGA	FG%	3FG-3FGA	3FG%	FT-FTA	FT%	OFF	DEF	TOT	AVG	PF-FO	A	TO	BLK
2021-22	OSU	4-0	6/1.4	1-3	.333	0-0	.000	0-0	.000	1	0	1	0.3	1-0	0	1	0
2022-23	OSU	5-0	6/1.3	1-1	1.000	1-1	1.000	0-0	.000	0	1	1	0.2	0-0	0	0	0
TOTAL		9-0	12/1.3	2-4	.500	1-1	1.000	0-0	.000	1	1	2	0.2	1-0	0	1	0

PLAYER SPOTLIGHT

51 JOHN-MICHAEL WRIGHT

Guard • 6-1 • 190 • Senior • Fayetteville, N.C. • High Point/Fayetteville Academy



- In the 2021-22 season, his junior year of eligibility, he played and started in all 32 games for High Point while averaging 34.9 minutes per contest. He shot .410 from the field and .363 from behind the arc as he averaged 18.4 points, 4.4 rebounds 3.4 assists.
- He finished the year with the eight-best assist-turnover ratio in the Big South, the ninth-best field goal percentage, had the second-most free throw attempts (third-most made), led the conference in scoring average and had the eighth-most assists.
- Thanks to his play, he earned NABC District 3 First Team honors.
- For the season-straight season, was named to the All-Big South First Team in 2022.
- Wright entered the season outside the top-10 for scoring on HPU's D1 scoring leaders list but finished it in fourth with 1,464.
- A true scoring threat each time he took the court, was named to the All-Big South First Team his sophomore season.
- That year he was also selected as the Big South Player of the Week on Nov. 30.
- During the standout season, he led the Panthers in scoring (20.1 ppg), three pointers made (48), and free throw percentage (.779).
- He scored a season high 29 points on two separate occasions his sophomore year. At Davidson (Nov. 25) and against Winthrop (Feb. 19) and started all 22 games that he played in.
- Scored in double digits 21 times during that season and totaled 14 games with 20 or more points.
- Recorded his first double-double of the season against Winthrop with 27 points and 10 rebounds on Feb. 18, 2021, and earned his second against USC Upstate with 24 points and 10 rebounds on Feb. 27.
- As a freshman, he was named to the Big South All-Freshman Team and earned honorable mention All-Big South Conference honors.
- That year, he led the team in scoring (14.2 ppg), three-pointers made (60), and minutes per game (32.5).
- The conference quickly took notice of the freshman as he was a five-time Big South Freshman of the Week honoree (Nov. 11, Nov. 25, Dec. 16, Jan. 27, Mar. 2).
- During that first year, he scored in double-digits 23 times throughout the season and notably scored career-high 31 points against Gardner-Webb on Jan. 23.

2022-23 GAME-BY-GAME STATS

#51 WRIGHT, John-Michael

			Total			3-Pointers		Free throws		Rebounds											
Opponent	Date	GS	MIN	FG-FGA	PCT	3FG-3FGA	PCT	FT-FTA	PCT	OFF	DEF	TOT	AVG	PF	A	TO	BLK	STL	PTS	AVG	
UT Arlington	11/07/2022	*	22:55	4-8	.500	3-5	.600	3-3	1.000	1	2	3	3.0	1	1	2	0	1	14	14.0	
Southern Ill.	11/10/2022	*	30:59	1-6	.167	0-3	.000	2-2	1.000	1	4	5	4.0	1	2	3	0	0	4	9.0	
at Oakland	11/13/2022	*	28:50	6-10	.600	4-7	.571	0-0	.000	0	3	3	3.7	1	4	0	0	1	16	11.3	
vs UCF	11/18/2022	*	41:09	1-9	.111	0-5	.000	4-4	1.000	0	3	3	3.5	1	0	1	0	1	6	10.0	
vs DePaul	11/20/2022	*	34:22	5-14	.357	0-4	.000	4-4	1.000	0	4	4	3.6	0	3	1	0	0	14	10.8	
Tulsa	11/25/2022	*	26:42	3-9	.333	2-6	.333	0-0	.000	0	0	0	3.0	0	3	0	0	2	8	10.3	
Prairie View	11/27/2022	*	24:48	3-5	.600	1-3	.333	0-0	.000	0	1	1	2.7	0	2	2	0	3	7	9.9	
at UConn	12/01/2022	*	29:27	2-6	.333	1-3	.333	2-2	1.000	0	3	3	2.8	1	0	3	0	1	7	9.5	
Sam Houston	12/06/2022	*	20:37	4-6	.667	2-4	.500	0-0	.000	0	2	2	2.7	1	2	2	0	1	10	9.6	
vs Virginia Tech	12/11/2022	*	28:26	1-5	.200	1-4	.250	0-0	.000	3	3	6	3.0	2	3	0	0	1	3	8.9	
vs Wichita St.	12/17/2022	*	32:38	5-10	.500	4-7	.571	2-2	1.000	0	6	6	3.3	1	1	2	0	1	16	9.5	
A&M-Corpus Christi	12/20/2022	*	28:44	2-6	.333	2-6	.333	0-0	.000	0	3	3	3.3	3	3	2	0	1	6	9.3	
at Kansas	12/31/2022	*	33:27	6-15	.400	4-9	.444	3-4	.750	0	4	4	3.3	1	3	4	0	1	19	10.0	
West Virginia	01/02/2023	*	33:05	4-7	.571	2-4	.500	1-2	.500	0	1	1	3.1	3	4	5	0	1	11	10.1	
Texas	01/07/2023	*	29:45	2-9	.222	2-7	.286	1-1	1.000	0	2	2	3.1	1	1	4	0	0	7	9.9	
at Kansas St.	01/10/2023	*	25:51	1-9	.111	1-3	.333	0-0	.000	1	1	2	3.0	4	0	1	0	2	3	9.4	
at Baylor	01/14/2023	*	18:42	0-5	.000	0-5	.000	0-0	.000	0	0	0	2.8	4	1	0	0	0	0	8.9	
Oklahoma	01/18/2023	*	20:11	2-9	.222	1-5	.200	0-0	.000	0	0	0	2.7	0	1	0	0	0	5	8.7	
Totals			18	510:37	52-148	.351	30-90	.333	22-24	.917	6	42	48	2.7	25	34	32	0	17	156	8.7

Player Averages

Games Played	Minutes/game	Points/game	FG Pct	3FG Pct	FT Pct	Rebounds/game	Assists/game	Turnovers/game	Assist/Turnover ratio	Steals/game	Blocks/game
18	28.4	8.7	35.1	33.3	91.7	2.7	1.9	1.8	1.1	0.9	0.0

CAREER GAME HIGHS / SUPERLATIVES

Points	34 at Charleston So., 01/19/22
Rebounds	11 vs UNC Asheville, 02/27/20
Field Goals	13 at Charleston So., 01/19/22
Field Goals Att.	29 vs Furman, 11/30/21
3-Point FG	8 at Campbell, 01/30/20
3-Point FG Att.	12, 2X, last vs Furman, 11/30/21
Free Throws Made	10, 3X, last at Hampton, 01/22/22
Free Throws Att.	14 at Elon, 11/28/20
Assists	9 at Northwestern, 11/12/21
Steals	5 vs Charleston So., 02/11/21
Blocks	2 vs Charleston So., 02/11/21
Minutes	46:00 vs Furman, 11/30/21

Miscellaneous

Games with 10+ points	79
Games with 20+ points	33
Games with 5+ rebounds	47
Games with 10+ rebounds	6
Games with 3+ assists	53
Games with 2+ steals	33
Games with 2+ blocks	1
Double-Doubles	6
Games led OSU in points	-
Games led OSU in rebounds	-
Games led OSU in assists	3
Games led OSU in steals	2
Games led OSU in blocks	-

CAREER STATS

WRIGHT, John-michael

SEASON	TEAM	GP-GS	MIN/AVG	FG-FGA	FG%	3FG-3FGA	3FG%	FT-FTA	FT%	OFF	DEF	TOT	AVG	PF-FO	A	TO	BLK	STL	PTS	AVG
2019-20	HP	32-32	1038/32.4	153-392	.390	60-181	.331	88-116	.759	45	124	169	5.3	72-1	73	51	11	34	454	14.2
2020-21	HP	22-22	739/33.6	151-361	.418	48-140	.343	106-136	.779	29	86	115	5.2	48-1	71	49	7	35	456	20.7
2021-22	HP	32-32	1117/34.9	199-476	.410	65-179	.363	133-171	.778	22	118	140	4.4	73-4	108	82	9	32	588	18.4
2022-23	OSU	18-18	511/28.4	52-148	.351	30-90	.333	22-24	.917	6	42	48	2.7	25-0	34	32	0	17	156	8.7
TOTAL FOR OSU		18-18	511/28.4	52-148	.351	30-90	.333	22-24	.917	6	42	48	2.7	25-0	34	32	0	17	156	8.7
TOTAL		104-104	3404/32.7	551-1377	.400	203-590	.344	349-447	.781	102	370	472	4.5	218-6	286	214	27	118	1654	15.9

2022-23 CUMULATIVE STATS

Game Records

Record	Overall	Home	Away	Neutral
ALL GAMES	10-8	7-2	1-4	2-2
CONFERENCE	2-4	2-1	0-3	0-0
NON-CONFERENCE	8-4	5-1	1-1	2-2

Score by Periods

Team	1st	2nd	OT	TOT
Oklahoma St.	585	638	4	1227
Opponents	516	594	8	1118

Team Box Score

No.	Player				Total		3-Point		F-Throw		Rebounds													
		GP-GS	MIN	AVG	FG-FGA	FG%	3FG-3FGA	3FG%	FT-FTA	FT%	OFF	DEF	TOT	AVG	PF	DQ	A	TO	BLK	STL	PTS	AVG		
1	THOMPSON, Bryce	18-18	530:01	29.4	79-203	.389	34-85	.400	22-37	.595	3	47	50	2.8	37	0	40	44	2	9	214	11.9		
0	ANDERSON, III, Avery	18-18	502:33	27.9	62-161	.385	9-54	.167	58-71	.817	7	60	67	3.7	45	2	56	49	5	30	191	10.6		
22	BOONE, Kalib	18-18	435:30	24.2	73-130	.562	1-6	.167	41-50	.820	47	53	100	5.6	44	1	22	38	26	10	188	10.4		
51	WRIGHT, John-Michael	18-18	510:37	28.4	52-148	.351	30-90	.333	22-24	.917	6	42	48	2.7	25	0	34	32	0	17	156	8.7		
5	ASBERRY, Caleb	16-0	380:49	23.8	39-98	.398	28-76	.368	24-28	.857	5	49	54	3.4	36	0	29	16	6	9	130	8.1		
33	CISSE, Moussa	15-14	355:37	23.7	49-83	.590	0-0	.000	15-36	.417	39	101	140	9.3	33	1	9	22	38	8	113	7.5		
23	SMITH, Tyreek	18-3	322:32	17.9	42-65	.646	1-4	.250	16-24	.667	30	41	71	3.9	22	0	7	13	17	8	101	5.6		
4	NEWTON, Woody	11-1	131:25	11.9	15-37	.405	6-19	.316	9-16	.563	12	23	35	3.2	15	0	2	9	2	4	45	4.1		
13	WILLIAMS , Quion	17-0	187:59	11.1	15-39	.385	5-17	.294	6-10	.600	10	23	33	1.9	23	0	14	11	2	5	41	2.4		
2	HARRIS JR., Chris	18-0	224:04	12.4	14-51	.275	11-38	.289	4-7	.571	2	22	24	1.3	20	0	23	12	2	12	43	2.4		
35	CHURCH, Weston	5-0	06:25	1.3	1-1	1.000	1-1	1.000	0-0	.000	0	1	1	0.2	0	0	0	0	0	0	3	0.6		
25	KOUMA, Bernard	8-0	17:57	2.2	1-4	.250	0-0	.000	0-2	.000	1	3	4	0.5	3	0	0	1	2	1	2	0.3		
12	BROWN, Naz	5-0	08:50	1.8	0-3	.000	0-3	.000	0-0	.000	0	0	0	0.0	1	0	0	3	0	0	0	0.0		
15	SAGER, Carson	5-0	06:25	1.3	0-0	.000	0-0	.000	0-0	.000	0	1	1	0.2	1	0	0	1	0	0	0	0.0		
21	MANZER, Brooks	3-0	04:19	1.4	0-0	.000	0-0	.000	0-0	.000	0	1	1	0.3	0	0	1	0	0	0	0	0.0		
Team											34	17	51					8						
Total		18	3625		442-1023	.432	126-393	.321	217-305	.711	196	484	680	37.8	305	4	237	259	102	113	1227	68.2		
Opponents		18	3625		382-1028	.372	121-415	.292	233-316	.737	184	420	604	33.6	299	2	195	245	42	133	1118	62.1		

Team Statistics

	OSU	OPP
Scoring	1227	1118
Points per game	68.2	62.1
Scoring margin	+6.1	-
Field goals-att	442-1023	382-1028
Field goal pct	.432	.372
3 point fg-att	126-393	121-415
3-point FG pct	.321	.292
3-pt FG made per game	7.0	6.7
Free throws-att	217-305	233-316
Free throw pct	.711	.737
F-Throws made per game	12.1	12.9
Rebounds	680	604
Rebounds per game	37.8	33.6
Rebounding margin	+4.2	-
Assists	237	195
Assists per game	13.2	10.8
Turnovers	259	245
Turnovers per game	14.4	13.6
Turnover margin	-0.8	-
Assist/turnover ratio	0.9	0.8
Steals	113	133
Steals per game	6.3	7.4
Blocks	102	42
Blocks per game	5.7	2.3
Winning streak	1	-
Home win streak	1	-
Attendance	61853	50734
Home games-Avg/Game	9-6873	5-10147
Neutral site-Avg/Game	-	4-2296

Team Results

Date	Opponent		Score	Att.
11/07/2022	UT Arlington	W	77-66	5324
11/10/2022	Southern Ill.	L	60-61	5324
11/13/2022	at Oakland	W	91-62	3651
11/18/2022	vs UCF	Lot	56-60	687
11/20/2022	vs DePaul	W	82-78	714
11/25/2022	Tulsa	W	82-56	9856
11/27/2022	Prairie View	W	78-53	5683
12/01/2022	at UConn	L	64-74	10167
12/06/2022	Sam Houston	W	65-51	5368
12/11/2022	vs Virginia Tech	L	65-70	0
12/17/2022	vs Wichita St.	W	59-49	7783
12/20/2022	A&M-Corpus Christi	W	81-58	6007
12/31/2022	at Kansas	L	67-69	16300
01/02/2023	West Virginia	W	67-60	6134
01/07/2023	Texas	L	46-56	7368
01/10/2023	at Kansas St.	L	57-65	11000
01/14/2023	at Baylor	L	58-74	9616
01/18/2023	Oklahoma	W	72-56	10789

BIG 12 ONLY

Game Records

Record	Overall	Home	Away	Neutral
ALL GAMES	2-4	2-1	0-3	0-0
CONFERENCE	2-4	2-1	0-3	0-0
NON-CONFERENCE	0-0	0-0	0-0	0-0

Score by Periods

Team	1st	2nd	OT	TOT
Oklahoma St.	179	188	0	367
Opponents	183	197	0	380

Team Box Score

No.	Player				Total		3-Point		F-Throw		Rebounds											
		GP-GS	MIN	AVG	FG-FGA	FG%	3FG-3FGA	3FG%	FT-FTA	FT%	OFF	DEF	TOT	AVG	PF	DQ	A	TO	BLK	STL	PTS	AVG
1	THOMPSON, Bryce	6-6	179:51	30.0	26-67	.388	14-29	.483	10-14	.714	0	18	18	3.0	15	0	9	11	0	2	76	12.7
22	BOONE, Kalib	6-6	156:21	26.1	31-49	.633	0-1	.000	12-15	.800	13	23	36	6.0	15	0	4	13	15	4	74	12.3
5	ASBERRY, Caleb	6-0	146:16	24.4	16-37	.432	12-30	.400	7-10	.700	2	24	26	4.3	12	0	11	4	5	3	51	8.5
51	WRIGHT, John-Michael	6-6	161:01	26.8	15-54	.278	10-33	.303	5-7	.714	1	8	9	1.5	13	0	10	14	0	4	45	7.5
0	ANDERSON, III, Avery	6-6	149:08	24.9	18-54	.333	0-16	.000	9-17	.529	1	17	18	3.0	12	1	16	12	0	3	45	7.5
4	NEWTON, Woody	6-1	98:48	16.5	10-25	.400	3-12	.250	8-12	.667	8	17	25	4.2	11	0	2	3	2	4	31	5.2
33	CISSE, Moussa	3-2	37:32	12.5	5-10	.500	0-0	.000	0-1	.000	3	7	10	3.3	3	0	2	0	3	2	10	3.3
23	SMITH, Tyreek	6-3	129:30	21.6	5-15	.333	0-0	.000	4-5	.800	13	12	25	4.2	11	0	3	6	11	4	14	2.3
13	WILLIAMS , Quion	5-0	56:10	11.2	4-12	.333	1-4	.250	1-2	.500	2	8	10	2.0	8	0	6	4	2	1	10	2.0
2	HARRIS JR., Chris	6-0	71:52	12.0	3-16	.188	3-13	.231	0-0	.000	0	6	6	1.0	6	0	4	4	1	5	9	1.5
25	KOUMA, Bernard	5-0	11:12	2.2	1-2	.500	0-0	.000	0-0	.000	1	2	3	0.6	2	0	0	1	0	1	2	0.4
15	SAGER, Carson	1-0	00:47	0.8	0-0	.000	0-0	.000	0-0	.000	0	0	0	0.0	0	0	0	0	0	0	0	0.0
35	CHURCH, Weston	1-0	00:47	0.8	0-0	.000	0-0	.000	0-0	.000	0	0	0	0.0	0	0	0	0	0	0	0	0.0
12	BROWN, Naz	1-0	00:47	0.8	0-0	.000	0-0	.000	0-0	.000	0	0	0	0.0	0	0	0	1	0	0	0	0.0
Team											13	7	20				5					
Total		6	1200		134-341	.393	43-138	.312	56-83	.675	57	149	206	34.3	108	1	67	78	39	33	367	61.2
Opponents		6	1200		131-331	.396	43-125	.344	75-108	.694	64	162	226	37.7	98	1	77	83	14	35	380	63.3

Team Statistics

	OSU	OPP
Scoring	367	380
Points per game	61.2	63.3
Scoring margin	-2.2	-
Field goals-att	134-341	131-331
Field goal pct	.393	.396
3 point fg-att	43-138	43-125
3-point FG pct	.312	.344
3-pt FG made per game	7.2	7.2
Free throws-att	56-83	75-108
Free throw pct	.675	.694
F-Throws made per game	9.3	12.5
Rebounds	206	226
Rebounds per game	34.3	37.7
Rebounding margin	-3.3	-
Assists	67	77
Assists per game	11.2	12.8
Turnovers	78	83
Turnovers per game	13.0	13.8
Turnover margin	+0.8	-
Assist/turnover ratio	0.9	0.9
Steals	33	35
Steals per game	5.5	5.8
Blocks	39	14
Blocks per game	6.5	2.3
Winning streak	1	-
Home win streak	1	-
Attendance	24291	36916
Home games-Avg/Game	3-8097	3-12305
Neutral site-Avg/Game	-	0-0

Team Results

Date	Opponent		Score	Att.
12/31/2022	at Kansas	L	67-69	16300
01/02/2023	West Virginia	W	67-60	6134
01/07/2023	Texas	L	46-56	7368
01/10/2023	at Kansas St.	L	57-65	11000
01/14/2023	at Baylor	L	58-74	9616
01/18/2023	Oklahoma	W	72-56	10789

GAME-BY-GAME / OPPONENT GAME-BY-GAME

OKLAHOMA STATE GAME-BY-GAME

				Total		3-Pointers		Free throws		Rebounds											
Opponent	Date	Score		FG-FGA	PCT	3FG-3FGA	PCT	FT-FTA	PCT	OFF	DEF	TOT	AVG	PF	A	TO	BLK	STL	PTS	AVG	
UT Arlington	11/07/2022	77-66	W	26-60	.433	6-25	.240	19-27	.704	14	26	40	40.0	22	13	17	7	8	77	77.0	
Southern Ill.	11/10/2022	60-61	L	24-57	.421	4-16	.250	8-16	.500	11	32	43	41.5	12	10	14	6	7	60	68.5	
at Oakland	11/13/2022	91-62	W	35-64	.547	12-23	.522	9-10	.900	6	31	37	40.0	19	24	10	5	5	91	76.0	
vs UCF	11/18/2022	56-60	Lot	17-58	.293	2-20	.100	20-24	.833	16	26	42	40.5	19	13	18	8	7	56	71.0	
vs DePaul	11/20/2022	82-78	W	29-58	.500	3-14	.214	21-28	.750	14	24	38	40.0	22	13	17	3	6	82	73.2	
Tulsa	11/25/2022	82-56	W	32-66	.485	9-27	.333	9-14	.643	12	31	43	40.5	8	16	13	4	9	82	74.7	
Prairie View	11/27/2022	78-53	W	30-54	.556	5-15	.333	13-23	.565	15	26	41	40.6	9	13	11	9	8	78	75.1	
at UConn	12/01/2022	64-74	L	22-56	.393	4-11	.364	16-19	.842	13	26	39	40.4	25	5	17	3	4	64	73.8	
Sam Houston	12/06/2022	65-51	W	23-49	.469	9-24	.375	10-14	.714	14	23	37	40.0	14	13	17	4	6	65	72.8	
vs Virginia Tech	12/11/2022	65-70	L	22-55	.400	7-24	.292	14-19	.737	11	27	38	39.8	21	14	17	7	6	65	72.0	
vs Wichita St.	12/17/2022	59-49	W	19-48	.396	9-23	.391	12-15	.800	7	28	35	39.4	13	14	14	4	6	59	70.8	
A&M-Corpus Christi	12/20/2022	81-58	W	29-57	.509	13-33	.394	10-13	.769	6	35	41	39.5	13	22	16	3	8	81	71.7	
at Kansas	12/31/2022	67-69	L	23-54	.426	13-29	.448	8-11	.727	10	22	32	38.9	15	13	13	5	5	67	71.3	
West Virginia	01/02/2023	67-60	W	25-52	.481	5-16	.313	12-17	.706	6	24	30	38.3	25	8	14	3	5	67	71.0	
Texas	01/07/2023	46-56	L	14-46	.304	6-21	.286	12-21	.571	9	26	35	38.1	20	8	18	12	5	46	69.3	
at Kansas St.	01/10/2023	57-65	L	22-66	.333	5-22	.227	8-9	.889	15	27	42	38.3	17	13	16	6	11	57	68.6	
at Baylor	01/14/2023	58-74	L	23-60	.383	7-33	.212	5-8	.625	8	22	30	37.8	19	12	10	6	2	58	67.9	
Oklahoma	01/18/2023	72-56	W	27-63	.429	7-17	.412	11-17	.647	9	28	37	37.8	12	13	7	7	5	72	68.2	
Total		1227		442-1023	.432	126-393	.321	217-305	.711	196	484	680	37.8	305	237	259	102	113	1227	68.2	
Opponents		1118		382-1028	.372	121-415	.292	233-316	.737	184	420	604	33.6	299	195	245	42	133	1118	62.1	

Oklahoma St. Averages

Games Played	Points/game	FG Pct	3FG Pct	FT Pct	Rebounds/game	Assists/game	Turnovers/game	Assist/Turnover ratio	Steals/game	Blocks/game
18	68.2	43.2	32.1	71.1	37.8	13.2	14.4	0.9	6.3	5.7

OPPONENT GAME-BY-GAME

				Total		3-Pointers		Free throws		Rebounds											
Opponent	Date	Score		FG-FGA	PCT	3FG-3FGA	PCT	FT-FTA	PCT	OFF	DEF	TOT	AVG	PF	A	TO	BLK	STL	PTS	AVG	
UT Arlington	11/07/2022	77-66	W	21-59	.356	4-17	.235	20-25	.800	13	24	37	37.0	21	7	19	1	11	66	66.0	
Southern Ill.	11/10/2022	60-61	L	23-60	.383	9-31	.290	6-7	.857	5	26	31	34.0	17	13	9	1	10	61	63.5	
at Oakland	11/13/2022	91-62	W	22-60	.367	4-22	.182	14-15	.933	8	23	31	33.0	12	11	13	3	5	62	63.0	
vs UCF	11/18/2022	56-60	Lot	18-59	.305	9-25	.360	15-17	.882	13	26	39	34.5	17	12	21	4	7	60	62.3	
vs DePaul	11/20/2022	82-78	W	22-57	.386	7-23	.304	27-33	.818	13	14	27	33.0	23	11	14	3	5	78	65.4	
Tulsa	11/25/2022	82-56	W	24-66	.364	7-30	.233	1-4	.250	13	25	38	33.8	14	11	19	2	7	56	63.8	
Prairie View	11/27/2022	78-53	W	21-57	.368	7-24	.292	4-8	.500	10	15	25	32.6	19	7	15	3	10	53	62.3	
at UConn	12/01/2022	64-74	L	21-56	.375	8-23	.348	24-33	.727	13	22	35	32.9	16	11	7	3	8	74	63.8	
Sam Houston	12/06/2022	65-51	W	17-49	.347	6-21	.286	11-17	.647	8	14	22	31.7	15	8	11	2	12	51	62.3	
vs Virginia Tech	12/11/2022	65-70	L	22-57	.386	7-20	.350	19-24	.792	11	26	37	32.2	18	12	10	3	11	70	63.1	
vs Wichita St.	12/17/2022	59-49	W	19-52	.365	1-21	.048	10-15	.667	5	22	27	31.7	13	4	11	3	6	49	61.8	
A&M-Corpus Christi	12/20/2022	81-58	W	21-65	.323	9-33	.273	7-10	.700	8	21	29	31.5	16	11	13	0	6	58	61.5	
at Kansas	12/31/2022	67-69	L	26-56	.464	11-23	.478	6-10	.600	11	24	35	31.8	17	17	12	2	7	69	62.1	
West Virginia	01/02/2023	67-60	W	19-52	.365	5-18	.278	17-28	.607	13	24	37	32.1	21	9	15	2	7	60	61.9	
Texas	01/07/2023	46-56	L	17-54	.315	5-18	.278	17-21	.810	12	27	39	32.6	19	7	15	1	10	56	61.5	
at Kansas St.	01/10/2023	57-65	L	21-59	.356	9-27	.333	14-19	.737	14	28	42	33.2	11	15	16	5	6	65	61.8	
at Baylor	01/14/2023	58-74	L	25-54	.463	9-24	.375	15-22	.682	11	30	41	33.6	14	18	11	1	2	74	62.5	
Oklahoma	01/18/2023	72-56	W	23-56	.411	4-15	.267	6-8	.750	3	29	32	33.6	16	11	14	3	3	56	62.1	
Total		1118		382-1028	.372	121-415	.292	233-316	.737	184	420	604	33.6	299	195	245	42	133	1118	62.1	
Oklahoma St.		1227		442-1023	.432	126-393	.321	217-305	.711	196	484	680	37.8	305	237	259	102	113	1227	68.2	

Opponents Averages

Games Played	Points/game	FG Pct	3FG Pct	FT Pct	Rebounds/game	Assists/game	Turnovers/game	Assist/Turnover ratio	Steals/game	Blocks/game
18	62.1	37.2	29.2	73.7	33.6	10.8	13.6	0.8	7.4	2.3

SUPERLATIVES

Oklahoma St. - Game Highs

POINTS	91		at Oakland (11/13/2022)
	82		Tulsa (11/25/2022)
	82		vs DePaul (N) (11/20/2022)
	81		A&M-Corpus Christi (12/20/2022)
	78		Prairie View (11/27/2022)
FIELD GOALS MADE	35		at Oakland (11/13/2022)
	32		Tulsa (11/25/2022)
FIELD GOAL ATTEMPTS	66		at Kansas St. (01/10/2023)
	66		Tulsa (11/25/2022)
FIELD GOAL PERCENTAGE	.556	(30-54)	Prairie View (11/27/2022)
	.547	(35-64)	at Oakland (11/13/2022)
3 PT FG MADE	13		at Kansas (12/31/2022)
	13		A&M-Corpus Christi (12/20/2022)
3 PT FG ATTEMPTS	33		at Baylor (01/14/2023)
	33		A&M-Corpus Christi (12/20/2022)
3 PT FG PERCENTAGE	.522	(12-23)	at Oakland (11/13/2022)
	.448	(13-29)	at Kansas (12/31/2022)
FREE THROWS MADE	21		vs DePaul (N) (11/20/2022)
	20		vs UCF (N) (11/18/2022)
FREE THROW ATTEMPTS	28		vs DePaul (N) (11/20/2022)
	27		UT Arlington (11/07/2022)
FREE THROW PERCENTAGE	.900	(9-10)	at Oakland (11/13/2022)
	.889	(8-9)	at Kansas St. (01/10/2023)
REBOUNDS	43		Tulsa (11/25/2022)
	43		Southern Ill. (11/10/2022)
ASSISTS	24		at Oakland (11/13/2022)
	22		A&M-Corpus Christi (12/20/2022)
STEALS	11		at Kansas St. (01/10/2023)
	9		Tulsa (11/25/2022)
BLOCKED SHOTS	12		Texas (01/07/2023)
	9		Prairie View (11/27/2022)
TURNOVERS	18		Texas (01/07/2023)
	18		vs UCF (N) (11/18/2022)
FOULS	25		West Virginia (01/02/2023)
	25		at UConn (12/01/2022)

SUPERLATIVES

Opponent - Game Highs

POINTS	78		vs DePaul (N) (11/20/2022)
	74		at Baylor (01/14/2023)
	74		at UConn (12/01/2022)
	70		vs Virginia Tech (N) (12/11/2022)
	69		at Kansas (12/31/2022)
FIELD GOALS MADE	26		at Kansas (12/31/2022)
	25		at Baylor (01/14/2023)
FIELD GOAL ATTEMPTS	66		Tulsa (11/25/2022)
	65		A&M-Corpus Christi (12/20/2022)
FIELD GOAL PERCENTAGE	.464	(26-56)	at Kansas (12/31/2022)
	.463	(25-54)	at Baylor (01/14/2023)
3 PT FG MADE	11		at Kansas (12/31/2022)
	9		at Baylor (01/14/2023)
	9		at Kansas St. (01/10/2023)
	9		A&M-Corpus Christi (12/20/2022)
	9		vs UCF (N) (11/18/2022)
	9		Southern Ill. (11/10/2022)
3 PT FG ATTEMPTS	33		A&M-Corpus Christi (12/20/2022)
	31		Southern Ill. (11/10/2022)
3 PT FG PERCENTAGE	.478	(11-23)	at Kansas (12/31/2022)
	.375	(9-24)	at Baylor (01/14/2023)
FREE THROWS MADE	27		vs DePaul (N) (11/20/2022)
	24		at UConn (12/01/2022)
FREE THROW ATTEMPTS	33		at UConn (12/01/2022)
	33		vs DePaul (N) (11/20/2022)
FREE THROW PERCENTAGE	.933	(14-15)	at Oakland (11/13/2022)
	.882	(15-17)	vs UCF (N) (11/18/2022)
REBOUNDS	42		at Kansas St. (01/10/2023)
	41		at Baylor (01/14/2023)
ASSISTS	18		at Baylor (01/14/2023)
	17		at Kansas (12/31/2022)
STEALS	12		Sam Houston (12/06/2022)
	11		vs Virginia Tech (N) (12/11/2022)
	11		UT Arlington (11/07/2022)
BLOCKED SHOTS	5		at Kansas St. (01/10/2023)
	4		vs UCF (N) (11/18/2022)
TURNOVERS	21		vs UCF (N) (11/18/2022)
	19		Tulsa (11/25/2022)
	19		UT Arlington (11/07/2022)
FOULS	24		vs DePaul (N) (11/20/2022)
	21		West Virginia (01/02/2023)
	21		UT Arlington (11/07/2022)

SUPERLATIVES

Oklahoma St. - Game Lows

POINTS	46 56 57 58 59	Texas (01/07/2023) vs UCF (N) (11/18/2022) at Kansas St. (01/10/2023) at Baylor (01/14/2023) vs Wichita St. (N) (12/17/2022)
FIELD GOALS MADE	14 17	Texas (01/07/2023) vs UCF (N) (11/18/2022)
FIELD GOAL ATTEMPTS	46 48	Texas (01/07/2023) vs Wichita St. (N) (12/17/2022)
FIELD GOAL PERCENTAGE	.293 (17-58) .304 (14-46)	vs UCF (N) (11/18/2022) Texas (01/07/2023)
3 PT FG MADE	2 3	vs UCF (N) (11/18/2022) vs DePaul (N) (11/20/2022)
3 PT FG ATTEMPTS	11 14	at UConn (12/01/2022) vs DePaul (N) (11/20/2022)
3 PT FG PERCENTAGE	.100 (2-20) .212 (7-33)	vs UCF (N) (11/18/2022) at Baylor (01/14/2023)
FREE THROWS MADE	5 8 8 8	at Baylor (01/14/2023) at Kansas St. (01/10/2023) at Kansas (12/31/2022) Southern Ill. (11/10/2022)
FREE THROW ATTEMPTS	8 9	at Baylor (01/14/2023) at Kansas St. (01/10/2023)
FREE THROW PERCENTAGE	.500 (8-16) .565 (13-23)	Southern Ill. (11/10/2022) Prairie View (11/27/2022)
REBOUNDS	30 30	at Baylor (01/14/2023) West Virginia (01/02/2023)
ASSISTS	5 8 8	at UConn (12/01/2022) Texas (01/07/2023) West Virginia (01/02/2023)
STEALS	2 4	at Baylor (01/14/2023) at UConn (12/01/2022)
BLOCKED SHOTS	3 3 3 3	West Virginia (01/02/2023) A&M-Corpus Christi (12/20/2022) at UConn (12/01/2022) vs DePaul (N) (11/20/2022)
TURNOVERS	7 10 10	Oklahoma (01/18/2023) at Baylor (01/14/2023) at Oakland (11/13/2022)
FOULS	8 9	Tulsa (11/25/2022) Prairie View (11/27/2022)

SUPERLATIVES

Opponent - Game Lows

POINTS	49		vs Wichita St. (N) (12/17/2022)
	51		Sam Houston (12/06/2022)
	53		Prairie View (11/27/2022)
	56		Oklahoma (01/18/2023)
	56		Texas (01/07/2023)
	56		Tulsa (11/25/2022)
FIELD GOALS MADE	17		Texas (01/07/2023)
	17		Sam Houston (12/06/2022)
FIELD GOAL ATTEMPTS	49		Sam Houston (12/06/2022)
	52		West Virginia (01/02/2023)
	52		vs Wichita St. (N) (12/17/2022)
FIELD GOAL PERCENTAGE	.305	(18-59)	vs UCF (N) (11/18/2022)
	.315	(17-54)	Texas (01/07/2023)
3 PT FG MADE	1		vs Wichita St. (N) (12/17/2022)
	4		Oklahoma (01/18/2023)
	4		at Oakland (11/13/2022)
	4		UT Arlington (11/07/2022)
3 PT FG ATTEMPTS	15		Oklahoma (01/18/2023)
	17		UT Arlington (11/07/2022)
3 PT FG PERCENTAGE	.048	(1-21)	vs Wichita St. (N) (12/17/2022)
	.182	(4-22)	at Oakland (11/13/2022)
FREE THROWS MADE	1		Tulsa (11/25/2022)
	4		Prairie View (11/27/2022)
FREE THROW ATTEMPTS	4		Tulsa (11/25/2022)
	7		Southern Ill. (11/10/2022)
FREE THROW PERCENTAGE	.250	(1-4)	Tulsa (11/25/2022)
	.500	(4-8)	Prairie View (11/27/2022)
REBOUNDS	22		Sam Houston (12/06/2022)
	25		Prairie View (11/27/2022)
ASSISTS	4		vs Wichita St. (N) (12/17/2022)
	7		Texas (01/07/2023)
	7		Prairie View (11/27/2022)
	7		UT Arlington (11/07/2022)
STEALS	2		at Baylor (01/14/2023)
	3		Oklahoma (01/18/2023)
BLOCKED SHOTS	0		A&M-Corpus Christi (12/20/2022)
	1		at Baylor (01/14/2023)
	1		Texas (01/07/2023)
	1		Southern Ill. (11/10/2022)
	1		UT Arlington (11/07/2022)
TURNOVERS	7		at UConn (12/01/2022)
	9		Southern Ill. (11/10/2022)
FOULS	11		at Kansas St. (01/10/2023)
	12		at Oakland (11/13/2022)

SUPERLATIVES

Oklahoma St. - Individual Game Highs

POINTS	23		Kalib Boone at Kansas St. (01/10/2023)
	23		Bryce Thompson at Kansas (12/31/2022)
	19		Bryce Thompson vs Oklahoma (01/18/2023)
	19		John-Michael Wright at Kansas (12/31/2022)
	19		Bryce Thompson vs Wichita St. (N) (12/17/2022)
FIELD GOALS MADE	9		Kalib Boone at Kansas St. (01/10/2023)
	7		Kalib Boone vs Oklahoma (01/18/2023)
	7		Bryce Thompson vs Oklahoma (01/18/2023)
	7		Bryce Thompson at Kansas (12/31/2022)
	7		Bryce Thompson vs Wichita St. (N) (12/17/2022)
	7		Kalib Boone vs DePaul (N) (11/20/2022)
	7		Avery Anderson, III at Oakland (11/13/2022)
	7		Avery Anderson, III vs Southern Ill. (11/10/2022)
FIELD GOAL ATTEMPTS	17		Bryce Thompson vs Wichita St. (N) (12/17/2022)
	15		Avery Anderson, III vs Oklahoma (01/18/2023)
	15		Kalib Boone at Kansas St. (01/10/2023)
	15		John-Michael Wright at Kansas (12/31/2022)
	15		Avery Anderson, III vs Southern Ill. (11/10/2022)
FIELD GOAL PERCENTAGE (min 5 made)	1.000	(5-5)	Tyreek Smith vs Tulsa (11/25/2022)
	.857	(6-7)	Moussa Cisse vs Tulsa (11/25/2022)
3 PT FG MADE	7		Bryce Thompson at Kansas (12/31/2022)
	5		Bryce Thompson vs Wichita St. (N) (12/17/2022)
3 PT FG ATTEMPTS	11		Caleb Asberry at Baylor (01/14/2023)
	10		Bryce Thompson at Kansas (12/31/2022)
3 PT FG PERCENTAGE (min 2 made)	1.000	(3-3)	Bryce Thompson vs Oklahoma (01/18/2023)
	.750	(3-4)	Caleb Asberry at UConn (12/01/2022)
	.750	(3-4)	Chris Harris Jr. at Oakland (11/13/2022)
FREE THROWS MADE	10		Avery Anderson, III vs UCF (N) (11/18/2022)
	7		Avery Anderson, III vs Prairie View (11/27/2022)
	7		Avery Anderson, III vs DePaul (N) (11/20/2022)
FREE THROW ATTEMPTS	12		Avery Anderson, III vs UCF (N) (11/18/2022)
	9		Avery Anderson, III vs Oklahoma (01/18/2023)
	9		Moussa Cisse vs Virginia Tech (N) (12/11/2022)
	9		Avery Anderson, III vs DePaul (N) (11/20/2022)
FREE THROW PERCENTAGE (min 3 made)	1.000	(6-6)	Avery Anderson, III vs Wichita St. (N) (12/17/2022)
	1.000	(4-4)	Kalib Boone vs Texas (01/07/2023)
	1.000	(4-4)	Tyreek Smith vs West Virginia (01/02/2023)
	1.000	(4-4)	Tyreek Smith vs A&M-Corpus Christi (12/20/2022)
	1.000	(4-4)	Avery Anderson, III at UConn (12/01/2022)
	1.000	(4-4)	John-Michael Wright vs DePaul (N) (11/20/2022)
	1.000	(4-4)	Kalib Boone vs UCF (N) (11/18/2022)
	1.000	(4-4)	John-Michael Wright vs UCF (N) (11/18/2022)
	1.000	(4-4)	Caleb Asberry vs Southern Ill. (11/10/2022)
	1.000	(3-3)	Kalib Boone vs A&M-Corpus Christi (12/20/2022)
	1.000	(3-3)	Avery Anderson, III vs Sam Houston (12/06/2022)
	1.000	(3-3)	Kalib Boone vs Tulsa (11/25/2022)
	1.000	(3-3)	Kalib Boone vs DePaul (N) (11/20/2022)
	1.000	(3-3)	Avery Anderson, III at Oakland (11/13/2022)
	1.000	(3-3)	Avery Anderson, III vs UT Arlington (11/07/2022)
	1.000	(3-3)	John-Michael Wright vs UT Arlington (11/07/2022)
REBOUNDS	15		Moussa Cisse vs Southern Ill. (11/10/2022)
	14		Moussa Cisse vs A&M-Corpus Christi (12/20/2022)
	14		Moussa Cisse vs UCF (N) (11/18/2022)
ASSISTS	9		Avery Anderson, III vs A&M-Corpus Christi (12/20/2022)
	7		Avery Anderson, III at Oakland (11/13/2022)

SUPERLATIVES

Opponent - Individual Game Highs

POINTS	26		Jordan Hawkins at UConn (12/01/2022)
	25		Eral Penn vs DePaul (N) (11/20/2022)
	20		Markquis Nowell at Kansas St. (01/10/2023)
	20		Jalen Wilson at Kansas (12/31/2022)
	20		Adama Sanogo at UConn (12/01/2022)
FIELD GOALS MADE	8		Lance Jones vs Southern Ill. (11/10/2022)
	7		Erik Stevenson vs West Virginia (01/02/2023)
	7		Jalen Wilson at Kansas (12/31/2022)
	7		Ross Williams vs A&M-Corpus Christi (12/20/2022)
	7		Craig Porter Jr. vs Wichita St. (N) (12/17/2022)
	7		Adama Sanogo at UConn (12/01/2022)
	7		Eral Penn vs DePaul (N) (11/20/2022)
FIELD GOAL ATTEMPTS	17		Jalen Wilson at Kansas (12/31/2022)
	17		Lance Jones vs Southern Ill. (11/10/2022)
FIELD GOAL PERCENTAGE (min 5 made)	1.000	(6-6)	KJ Adams, Jr. at Kansas (12/31/2022)
	.714	(5-7)	Jalen Bridges at Baylor (01/14/2023)
3 PT FG MADE	5		Markquis Nowell at Kansas St. (01/10/2023)
	5		Ross Williams vs A&M-Corpus Christi (12/20/2022)
	5		Jordan Hawkins at UConn (12/01/2022)
3 PT FG ATTEMPTS	11		Trevian Tennyson vs A&M-Corpus Christi (12/20/2022)
	11		Ross Williams vs A&M-Corpus Christi (12/20/2022)
	11		C.J. Kelly vs UCF (N) (11/18/2022)
3 PT FG PERCENTAGE (min 2 made)	1.000	(2-2)	Brock Cunningham vs Texas (01/07/2023)
	1.000	(2-2)	Dajuan Harris at Kansas (12/31/2022)
	1.000	(2-2)	Joey Calcaterra at UConn (12/01/2022)
	1.000	(2-2)	Trajan Wesley vs Prairie View (11/27/2022)
FREE THROWS MADE	11		Umoja Gibson vs DePaul (N) (11/20/2022)
	9		Jordan Hawkins at UConn (12/01/2022)
FREE THROW ATTEMPTS	13		Umoja Gibson vs DePaul (N) (11/20/2022)
	12		Jordan Hawkins at UConn (12/01/2022)
FREE THROW PERCENTAGE (min 3 made)	1.000	(6-6)	Flo Thamba at Baylor (01/14/2023)
	1.000	(6-6)	Mylyjael Poteat vs Virginia Tech (N) (12/11/2022)
	1.000	(6-6)	C.J. Kelly vs UCF (N) (11/18/2022)
	1.000	(5-5)	Keaton Hervey at Oakland (11/13/2022)
	1.000	(5-5)	Shemar Wilson vs UT Arlington (11/07/2022)
	1.000	(5-5)	Kyron Gibson vs UT Arlington (11/07/2022)
	1.000	(4-4)	Abayomi Iyiola at Kansas St. (01/10/2023)
	1.000	(4-4)	Tre Mitchell vs West Virginia (01/02/2023)
	1.000	(4-4)	Da'Sean Nelson vs DePaul (N) (11/20/2022)
	1.000	(4-4)	Lorne Bowman II at Oakland (11/13/2022)
	1.000	(4-4)	Taj Anderson vs UT Arlington (11/07/2022)
	1.000	(3-3)	Markquis Nowell at Kansas St. (01/10/2023)
	1.000	(3-3)	Taylor Hendricks vs UCF (N) (11/18/2022)
REBOUNDS	12		Dillon Mitchell vs Texas (01/07/2023)
	12		Taylor Hendricks vs UCF (N) (11/18/2022)
ASSISTS	9		Dajuan Harris at Kansas (12/31/2022)
	8		Adam Flagler at Baylor (01/14/2023)
STEALS	6		Justyn Mutts vs Virginia Tech (N) (12/11/2022)
	4		Qua Grant vs Sam Houston (12/06/2022)
	4		Taj Anderson vs UT Arlington (11/07/2022)
BLOCKED SHOTS	3		Nae'Qwan Tomlin at Kansas St. (01/10/2023)
	2		Grant Basile vs Virginia Tech (N) (12/11/2022)
TURNOVERS	6		Anthony Pritchard vs Tulsa (11/25/2022)
	5		Kevin McCullar at Kansas (12/31/2022)
	5		Jalen Jackson vs A&M-Corpus Christi (12/20/2022)

THE LAST TIME ...

TEAM

OSU Scored 100 Points..... 102 vs UT-Rio Grande Valley (Dec. 22, 2017)
Opponent Scored 100 Points..... 109 by Oklahoma (Jan. 3, 2018)

OSU Scored 90 Points..... 91 at Oakland (Nov. 13, 2022)
Opponent Scored 90 Points..... 93 by Cleveland State (Dec. 13, 2021)

OSU Scored Fewer than 60 Points..... 58 at Baylor (Jan. 14, 2023)
Opponent Scored Fewer than 60 Points..... 56 by Oklahoma (Jan. 18, 2023)

OSU Scored Fewer than 50 Points..... 46 vs Texas (Jan. 7, 2023)
Opponent Scored Fewer than 50 Points..... 49 by Wichita State (Dec. 17, 2022)

OSU Won by 30 Points..... 30 vs Col. of Charleston (Nov. 22, 2021)
Opponent Won by 30 Points..... 35 by Texas Tech (Jan. 4, 2020)

OSU shot 65% from the floor..... 66.0 at Texas (March 7, 2020)
Opponent shot 65% from the floor..... 66.0 by Arizona (March 24, 2005)

OSU shot 60% from the floor..... 66.0 at Texas (March 7, 2020)
Opponent shot 60% from the floor..... 61.5 by Kansas State (Feb. 23, 2019)

OSU shot less than 25% from the floor..... 24.6 at South Carolina (Dec. 6, 2014)
Opponent shot less than 25% from the floor..... 22.4 by Southeastern Louisiana (Dec. 29, 2019)

OSU shot less than 35% from the floor..... 33.3 at Kansas State (Jan. 10, 2023)
Opponent shot less than 35% from the floor..... 31.5 by Texas (Jan. 7, 2023)

OSU shot 50% from beyond the arc..... 52.2 at Oakland (Nov. 13, 2022)
Opponent shot 50% from beyond the arc..... 50.0 by Texas Tech (Jan. 13, 2022)

OSU shot less than 20% from beyond the arc..... 10.0 vs UCF (Nov. 18, 2022)
Opponent shot less than 20% from beyond the arc..... 4.8 by Wichita State (Dec. 17, 2022)

OSU made 10 three-pointers..... 13 at Kansas (Dec. 31, 2022)
Opponent made 10 three-pointers..... 11 by Kansas (Dec. 31, 2022)

OSU shot 100% from the FT line (min. 10)..... 22-of-22 vs Texas Tech (Feb. 25, 2017)
Opponent shot 100% from the FT line (min. 10)..... 12-of-12 by Iowa State (Feb. 29, 2020)

OSU shot less than 50% from the FT line..... 42.9 at Iowa State (Jan. 25, 2021)
Opponent shot less than 50% from the FT line..... 25.0 by Tulsa (Nov. 25, 2022)

OSU had 50 Rebounds..... 51 vs Oral Roberts (Nov. 26, 2021)
Opponent had 50 Rebounds..... 50 by Kansas, (Jan. 4, 2022)

OSU had 20 Offensive Rebounds..... 20 vs Oklahoma (Jan. 20, 2018)
Opponent had 20 Offensive Rebounds..... 22 by Texas (Feb. 6, 2021)

OSU had 20 Assists..... 22 vs Texas A&M-Corpus Christi (Dec. 20, 2022)
Opponent had 20 Assists..... 21 by Iowa State (Jan. 26, 2022)

OSU had 10 Steals..... 11 at Kansas State (Jan. 10, 2023)
Opponent had 10 Steals..... 10 by Texas (Jan. 7, 2023)

OSU had 10 Blocked Shots..... 12 vs Texas (Jan. 7, 2023)
Opponent had 10 Blocked Shots..... 11 by Oregon State (March 21, 2021)

OSU had two 30-point scorers..... vs Southwestern State (Jan. 2, 2007)
Opponent had two 30-point scorers..... Never
OSU had three 30-point scorers..... vs Oral Roberts (March 4, 1993)

OSU had two 20-point scorers..... vs Kansas State (Feb. 19, 2022)
Opponent had two 20-point scorers..... UConn (Dec. 1, 2022)

OSU had three 20-point scorers..... vs Oklahoma (Feb. 18, 2017)
Opponent had three 20-point scorers..... West Virginia (Jan. 4, 2021)
OSU had four 20-point scorers..... vs Northwestern State (Jan. 3, 2009)

Teams combined for four 20-point scorers..... vs Oklahoma (Feb. 18, 2017)
Teams combined for five 20-point scorers..... vs West Virginia (Jan. 4, 2021)
Teams combined for six 20-point scorers..... vs Providence (Nov. 25, 1993)

OSU had five double-figure scorers..... vs UMass Lowell (Nov. 16, 2021)
Opponent had five double-figure scorers..... by DePaul (Nov. 20, 2022)

OSU had six double-figure scorers..... vs Col. of Charleston (Nov. 22, 2021)
Opponent had six double-figure scorers..... by Minnesota (Nov. 30, 2018)

OSU had seven double-figure scorers..... vs Rogers State (Nov. 30, 2016)
Opponent had seven double-figure scorers..... Never

Teams combined for 10 double-figure scorers..... 10 vs Baylor (Feb. 8, 2020)

OSU had all 5 starters score in double figures..... vs TCU (March 13, 2019)
Opp. had all 5 starters score in double figures..... Kansas (Feb. 14, 2022)

OSU had no players score in double figures..... at Iowa State (Feb. 29, 2016)
Opp. had no players score in double figures..... UT Arlington (Nov. 9, 2021)

OSU had only one player score in double figures..... vs Texas (Jan. 7, 2023)
Opp. had only one player score in double figures..... Wichita State (Dec. 17, 2022)

OSU had two double-figure rebounders..... at Oklahoma (Feb. 27, 2021)
OSU had three double-figure rebounders..... at UT Arlington (Nov. 25, 2020)
Opp. had two double-figure rebounders..... Kansas (Jan. 4, 2022)

OSU had two double-doubles..... vs Texas (Feb. 6, 2021)
OSU had three double-doubles..... vs Seattle (Nov. 14, 2009)
Opponent had two double-doubles..... Kansas (Feb. 8, 2021)*

*(Kansas totaled three double-doubles on Feb. 8, 2021)

THE LAST TIME ...

OSU scored 50 points in first half.....	53 vs UT-Rio Grande Valley (Dec. 22, 2017)
OSU scored 50 points in second half	51 vs Prairie View A&M (Nov. 27, 2022)
Opponent scored 50 points in first half.....	50, Oklahoma (Jan. 3, 2018)
Opponent scored 50 points in second half	50, Kansas (Feb. 08, 2021)
OSU scored less than 20 points in first half.....	19 at Oklahoma (Feb. 26, 2022)
OSU scored less than 20 points in second half	14 at West Virginia (Feb. 19, 2020)
Opponent scored less than 20 points in first half.....	17, UCF (Nov. 18, 2022)
Opponent scored less than 20 points in second half	16, Iowa State (March 2, 2022)
OSU had three players foul out	at Baylor (Feb. 8, 2020)
Opponent had three players foul out	West Virginia (Jan. 25, 2014)
OSU failed to make a 3-point attempt	vs Iowa State (Jan. 8, 2001)
Opponent failed to make a 3-point attempt	TCU (Feb. 14, 2015)
OSU defeated an AP ranked opponent.....	52-51 vs 12/12 Texas Tech (March 5, 2022)
OSU lost to an AP ranked opponent.....	57-65 at 11/13 Kansas State (Jan. 10, 2023)
OSU won an overtime game	82-79 vs Kansas State (Feb. 19, 2022)
OSU lost an overtime game.....	56-60 vs UCF (Nov. 18, 2022)
OSU won a double-overtime game.....	75-67 vs Texas (Feb. 6, 2021)
OSU lost a double-overtime game.....	67-68 vs Kansas (Feb. 20, 2013)
OSU won a triple-overtime game	105-103 vs Texas (Jan. 16, 2007)
OSU lost a triple-overtime game	97-98 vs Iowa State (Feb. 3, 2014)
OSU won a quadruple-overtime game	96-91 at Colorado (Feb. 5, 1983)
OSU lost a quadruple-overtime game.....	Never

INDIVIDUAL

A Cowboy had a Triple-Double (P/R/A)	19/14/10, Maurice Baker vs UTSA (Jan. 3, 2001)
An Opponent had a Triple-Double (P/R/A)	19/10/11, Anthony Bowie, Oklahoma (Feb. 27, 1985)
A Cowboy had a Double-Double (PTS/REB).....	16/10, Kalib Boone vs Texas (Jan. 7, 2023)
An Opponent had a Double-Double (PTS/REB)	25/11, Eral Penn, DePaul (Nov. 20, 2022)
A Cowboy had a Double-Double (PTS/AST).....	15/11, Isaac Likekele vs TCU (Feb. 6, 2020)
An Opponent had a Double-Double (PTS/AST)	10/11, Alex Robinson, TCU (Feb. 6, 2019)
A Cowboy had a 20/20 Performance (PTS/REB)...	37/20, Mario Boggan vs Texas (Jan. 16, 2007)
An Opponent had a 20/20 Performance (PTS/REB)	20/23, Reginald King, Alabama (Dec. 17, 1976)
A Cowboy had a 20/10 Performance (PTS/REB).....	22/15 Kalib Boone vs Texas (Feb. 6, 2021)
An Opponent had a 20/10 Performance (PTS/REB).....	25/11, Eral Penn, DePaul (Nov. 20, 2022)
A Cowboy scored 30 points	34, Avery Anderson III vs Iowa State (Jan. 26, 2022)
An Opponent Scored 30 Points	31, D'Moi Hodge, Cleveland State (Dec. 13, 2021)
A Cowboy Scored 20 Points.....	23, Kalib Boone at Kansas State (Jan. 10, 2023)
An Opponent Scored 20 points	20, Jalen Wilson, Kansas (Dec. 31, 2022)
A Cowboy had 20 Rebounds	20, Mario Boggan vs Texas (Jan. 16, 2007)
An Opponent had 20 Rebounds	21, Derek Culver, West Virginia (March 9, 2019)
A Cowboy had 15 Rebounds.....	15, Moussa Cisse, vs Southern Illinois (Nov. 11, 2022)
An Opponent had 15 Rebounds.....	15, David McCormack, Kansas (Jan. 4, 2022)
.....	15, Jalen Wilson, Kansas (Jan. 4, 2022)
A Cowboy had 10 Offensive Rebounds.....	10, Mario Boggan vs Texas (Jan. 16, 2007)
An Opponent had 10 Offensive Rebounds.....	12, Rico Gathers, Baylor (Jan. 5, 2016)
A Cowboy had 10 Assists	11, Isaac Likekele vs TCU (Feb. 6, 2020)
An Opponent had 10 Assists	11, Jamarius Burton, Wichita State (Dec. 8, 2019)
A Cowboy had five Steals	5, Avery Anderson III vs Southern Illinois (Nov. 10, 2022)
An Opponent had five Steals	6, Justyn Mutts, Virginia Tech (Dec. 11, 2022)
A Cowboy had five Blocked Shots	5, Kalib Boone vs Oklahoma, 01/18/23
An Opponent had five Blocked Shots	5, Connor Vanover, Arkansas (Jan. 30, 2021)
A Cowboy won a game in the final 3 seconds.....	Offensively: Avery Anderson hit a pull-up three pointer from the top of the key with 3.5 remaining to defeat Kansas State, 82-79, in overtime at Gallagher-Iba Arena on Feb. 19, 2022.
.....	Defensively: Mitchell Solomon drew a charge with a second remaining to defeat No. 19 Florida State, 71-70, in Sunrise, Fla., on Dec. 16, 2017.
An Opponent won a game in the final 3 seconds...	Kansas State's Nijel Pack hit a 22-foot three-pointer with 2.2 remaining to beat OSU, 71-68, in Manhattan, Kan. on Feb. 2, 2022.

BOX SCORES

Game 1 • Nov. 7, 2022 • Gallagher-Iba Arena (Stillwater, Okla.) • Att: 5,324

UT ARLINGTON

66

OKLAHOMA STATE

77

Official Basketball Box Score - Final
UT Arlington at Oklahoma St.
11/07/22 Gallagher-Iba Arena, Stillwater
2022-23 Men's BasketballGame Time: 6:00 PM
Game Duration: 2:14
Attendance: 5,324

UT Arlington - 66

Record: 0-1

NO.	Name	Min	FG	3P	FT	Rebounds	Fouls	TP	AS	TO	ST	Blocks	BS	BA	+/		
22	Shemar Wilson	F 18:16	3-6	0-1	5-5	0	5	5	4	11	0	2	0	1	0	-12	
00	Aaron Cash	G 16:58	2-4	0-1	2-3	2	0	2	2	1	8	0	1	2	0	-1	
5	Brandyn Talbot	G 15:35	1-3	0-2	0-0	1	1	2	0	0	2	1	0	2	0	-5	
21	Pedro Castro	G 19:44	1-5	1-2	0-0	5	5	1	0	3	2	1	0	0	1	3	
55	Marlon Humphrey	G 24:50	0-5	0-0	1-2	0	2	2	3	3	1	0	2	0	0	-21	
4	Kyron Gibson	25:11	2-9	0-3	5-5	1	1	2	0	6	9	3	3	1	0	2	3
23	Dario Domingos	16:43	3-7	0-1	3-4	3	2	5	2	4	9	0	0	1	0	0	0
3	Taj Anderson	23:02	4-11	2-5	4-4	0	2	2	3	14	0	1	4	0	1	-3	
2	Brandon Walker	20:01	4-6	1-2	0-0	1	3	4	3	0	9	1	4	0	0	-18	
1	Chendall Weaver	15:46	1-3	0-0	0-2	1	3	4	2	1	2	0	1	0	0	-1	6
24	Montez Young Jr.	03:51	0-0	0-0	0-0	0	0	0	1	0	0	1	0	0	0	0	5
Team						4	0	4	0	0	3						
Totals			21-59	4-17	20-25	13	24	37	21	21	66	7	19	11	1	7	-11

Officials: Darron George, Antonio Petty, Kevin Mathis

Shooting By Period	1st	2nd	3rd	4th	FT	GM	FT%
1st FG%	8.29	28.6%	0-8	0.0%	6-7	85.7%	
2nd FG%	13.3%	41.9%	4-9	44.4%	14-18	77.8%	
3rd FG%	21.69	35.6%	4-17	23.5%	20-25	80.0%	
Dead Ball Rebounds: 3, 1							

Oklahoma St. - 77

Record: 1-0

NO.	Name	Min	FG	3P	FT	Rebounds	Fouls	TP	AS	TO	ST	Blocks	BS	BA	+/		
22	Kalib Boone	F 26:02	5-7	0-0	5-6	4	4	8	4	15	2	1	0	2	0	4	
33	Moussa Cisse	C 22:56	2-3	0-0	1-2	1	4	5	3	2	5	2	3	2	4	0	10
0	Avery Anderson, III	G 25:21	2-9	0-4	3-3	0	7	7	5	1	7	1	1	2	1	0	5
1	Bryce Thompson	G 35:04	6-13	1-5	5-7	0	7	7	0	4	18	2	3	1	0	0	19
51	John-Michael Wright	G 22:55	4-8	3-5	3-3	1	2	3	1	2	14	1	2	1	0	0	23
5	Caleb Asberry	23:44	2-7	0-4	0-0	0	1	1	4	1	4	4	5	2	0	0	8
23	Tyreek Smith	12:22	3-5	0-1	0-0	2	1	3	1	1	6	0	0	0	0	0	5
4	Woody Newton	14:23	2-5	2-4	0-2	0	2	2	2	2	8	0	2	0	0	0	-3
2	Chris Harris Jr.	06:28	0-3	0-2	1-2	0	0	0	2	2	1	1	0	0	0	0	-3
13	Quion Williams	08:45	0-0	0-0	1-2	0	0	0	1	1	0	0	0	0	0	0	-13
Team						4	0	4	0	0	0						
Totals			26-60	6-25	19-27	14	26	40	22	20	77	13	8	7	1	11	23

Technical Fouls: Walker 1st 14:47 Wilson 2nd 11:23

Biggest lead	1 (1 st 16:47)	31 (2 nd 11:56)
Best Scoring Run	10 (2 nd 9:47)	15 (2 nd 15:15)
Lead Changes	2	2
Times Tied	5	5
Time with Lead	00:21	36:09

Points from Turnovers	UTA	OSU
Paint	32	28
Second Chance	10	9
Fast Breaks	13	11
Bench	43	18

Period by Period Scoring	1st	2nd	TOT
UTA	22	44	66
OSU	27	50	77

Game 2 • Nov. 10, 2022 • Gallagher-Iba Arena (Stillwater, Okla.) • Att: 5,324

SOUTHERN ILLINOIS

61

OKLAHOMA STATE

60

Official Basketball Box Score - Final
Southern Ill. at Oklahoma St.
11/10/22 Gallagher-Iba Arena, Stillwater
2022-23 Men's BasketballGame Time: 7:00 PM
Game Duration: 1:56
Attendance: 5,324

Southern Ill. - 61

Record: 2-0

NO.	Name	Min	FG	3P	FT	Rebounds	Fouls	TP	AS	TO	ST	Blocks	BS	BA	+/	
1	Marcus Domask	F 38:40	5-15	4-8	2-2	1	6	7	0	2	16	4	3	1	0	3
23	Troy D'Amico	F 20:12	3-6	1-4	1-2	0	1	1	1	2	8	0	1	2	0	-5
5	Lance Jones	G 34:21	8-17	2-8	1-1	0	3	3	4	4	19	2	0	2	0	8
10	Xavier Johnson	G 18:01	0-4	0-4	0-0	0	4	4	0	1	0	1	2	1	1	0
24	Trent Brown	G 25:11	1-2	0-1	0-0	0	1	1	1	0	2	1	1	1	0	0
3	Dalton Banks	14:29	2-6	0-1	0-0	0	1	1	2	0	4	1	1	0	0	-4
4	Clarence Rupert	13:15	1-3	0-1	0-0	1	3	4	0	0	2	0	0	1	0	8
13	Jawaun Newton	25:43	1-3	0-1	2-2	0	4	4	3	3	4	3	0	2	0	9
14	AJ Ferguson	05:05	1-2	1-2	0-0	0	1	1	0	0	3	1	0	0	0	-2
0	Foster Wonders	05:03	1-2	1-1	0-0	0	0	0	2	0	3	1	0	0	0	2
Team						3	2	5	0	0	0					
Totals		23-60	9-31	6-7	5	26	31	17	12	61	13	9	10	1	6	1

Technical Fouls: NONE

Technical Fouls: NONE

Oklahoma St. - 60

Record: 1-1

22	Kalib Boone	F	26:07	1-3	0-1	0-0	2	3	5	3	4	2	2	1	1	0	3
33	Moussa Cisse	G	30:19	5-10	0-0	1-4	5	10	15	1	6	11	0	3	0	3	-4
0	Avery Anderson, III	G	30:56	7-15	0-1	0-0	0	3	3	2	0	14	3	5	0	1	-4
1	Bryce Thompson	G	31:26	6-14	1-4	1-6	1	6	7	0	4	14	2	2	0	1	-4
51	John-Michael Wright	G	30:59	1-6	0-3	2-2	1	4	5	1	1	4	2	3	0	0	0
5	Caleb Asberry		20:46	3-6	3-6	4-4	0	2	2	3	2	13	0	0	1	0	3
23	Tyreek Smith		14:19	1-2	0-0	0-0	0	2	2	0	0	2	1	1	1	0	-1
2	Chris Harris Jr.		07:24	0-1	0-1	0-0	0	2	2	1	0	0	1	0	0	0	0
13	Quion Williams		05:44	0-0	0-0	0-0	0	0	0	1	0	0	0	0	0	0	2
Team						2	0	2	0	0	0						
Totals			24-57	4-16	8-16	11	32	43	12	17	60	10	14	7	6	1	-1

Technical Fouls: NONE

Biggest lead	9 (1 st 13:39)	13 (2 nd 16:39)
Best Scoring Run	7 (2 nd 2:30)	11 (2 nd 16:39)
Lead Changes	4	4
Times Tied	11:57	27:00
Time with Lead	11:57	27:00

Points from Turnovers	SIU	OSU
Paint	24	28
Second Chance	5	7
Fast Breaks	6	15
Bench	16	15

Period by Period Scoring	1st	2nd	TOT
SIU	28	33	61
OSU	33	27	60

Game 3 • Nov. 13, 2022 • O'rena at Oakland University (Rochester, Mich.) • Att: 3,651

OKLAHOMA STATE

91

OAKLAND

62

Official Basketball Box Score - Final
Oklahoma St. at Oakland
11/13/22 Athletics Center O'rena, Rochester, Mich.
2022-23 Men's BasketballGame Time: 3:00 PM
Game Duration: 1:54
Attendance: 3,651

Oklahoma St. - 91

Record: 2-1

NO.	Name	Min	FG M-A	3P M-A	FT M-A	Rebounds OR DR TOT	Fouls PF	TP	AS	TO	ST	Blocks BS BA	+/-				
22	Kalib Boone	F 22:20	4-7	0-0	1-1	2	6	8	2	1	9	2	3	0	1	0	18
33	Moussa Cisse	C 23:15	5-9	0-0	1-2	8	8	10	2	2	11	0	1	0	3	0	15
0	Avery Anderson, III	G 32:53	7-10	1-1	3-3	0	2	2	2	2	18	7	3	1	1	2	18
1	Bryce Thompson	G 26:10	2-9	0-3	0-0	0	4	4	1	4	3	1	0	0	1	1	17
51	John-Michael Wright	G 28:50	6-10	4-7	0-0	0	3	3	1	2	13	4	1	0	0	0	21
5	Caleb Asberry	21:21	4-7	3-5	2-2	0	3	3	2	16	1	0	0	0	0	0	18
23	Tyreek Smith	15:14	3-3	0-0	2-2	1	2	3	2	2	8	1	0	1	0	0	15
2	Chris Harris Jr.	14:13	3-4	3-4	0-0	2	2	2	0	3	3	1	2	0	0	0	18
13	Quion Williams	10:32	0-3	0-1	0-0	1	1	2	1	1	0	2	0	0	0	0	5
12	Naz Brown	01:18	0-1	0-1	0-0	0	0	0	0	0	0	0	0	0	0	0	0
15	Carson Sager	01:18	0-0	0-0	0-0	0	0	0	1	0	0	0	0	0	0	0	0
21	Brooks Manzer	01:18	0-0	0-0	0-0	0	0	0	0	0	0	1	0	0	0	0	0
35	Weston Church	01:18	1-1	1-1	0-0	0	0	0	0	0	3	0	0	0	0	0	0
Team						0	0	0	0	0	0						
Totals			35-64	12-23	9-10	6	31	37	19	12	91	24	10	5	3	3	29

Technical Fouls: NONE

Oakland - 62

Record: 1-2

NO.	Name	Min	FG		3P		FT		Rebounds		Fouls	TP	AS	TO	Blocks		+/-	
			M-A	%	M-A	%	M-A	%	OR	DR					TS	BS		BA
1	Keaton Hervey	F	30:55	5-12	0-2	5-5	2	9	11	2	4	15	0	1	0	1	2	-35
4	Fry Townsend	T	33:28	6-12	0-2	0-0	3	3	6	2	2	12	0	0	0	0	0	-21
3	Grocket Watts	G	22:22	1-7	0-3	2-3	1	2	3	0	5	4	2	1	3	0	2	-27
11	Blake Lammpan	G	29:06	3-7	2-5	2-2	1	1	2	2	1	10	0	1	1	0	0	-18
34	Jalen Moore	G	25:31	1-2	0-3	1-1	0	1	1	0	4	3	5	4	0	0	0	-32
23	Chris Conway	G	08:53	1-5	0-0	0-0	0	0	0	0	0	2	0	0	0	0	1	-15
3	Osal Price	G	19:47	1-2	0-1	0-0	0	0	0	0	0	2	0	1	0	0	0	-15
2	Will Shephard	G	07:54	0-3	0-3	0-0	0	0	0	0	2	0	0	0	0	0	0	0
0	Lorne Bowman II	G	23:23	4-5	2-3	4-4	0	4	4	0	2	14	3	2	1	0	0	6
44	Chulod Den	G	04:02	0-0	0-0	0-0	0	0	0	0	0	0	1	0	0	1	0	6
24	Darius Sherman	G	03:39	0-1	0-0	0-0	0	0	0	1	0	0	0	0	0	1	0	6
Total				22-60	4-22	14-15	1	2	3	23	12	19	62	11	5	3	5	-29

BOX SCORES

Game 5 • Nov. 20, 2022 • Baha Mar Convention Center (Nassau, Bahamas)

OKLAHOMA STATE

82

DEPAUL

78

Official Basketball Box Score - Final
DePaul at Oklahoma St.
11/20/22 Baha Mar Convention Center, Nassau
2022-23 Men's Basketball

Game Time: 4:30 PM
Game Duration: 2:24

Officials: Darron George, Will Howard, Jabir Walker

DePaul - 78

Record: 3-2

NO. Name	Min	FG M-A	3P M-A	FT M-A	Rebounds OR DR TOT	Fouls PF FD	TP	AS	TO	ST	Blocks BS BA	+/-
1 Javan Johnson	F 35:47	4-10	0-4	2-2	0 3 3	5 3	10	3	4	0	1 0	-7
11 Eral Penn	F 36:40	7-13	3-5	8-11	7 4 11	2 7	25	0	0	1 0	0 -1	
21 Da'Sean Nelson	F 23:24	3-7	1-2	4-4	0 3 3	4 2	11	0	4	1 1	1 3	
2 Umjio Gibson	G 33:30	3-14	0-5	11-13	1 1 2	3 8	17	6	3	2	0 -5	
5 Phimoja Gebrewit	G 34:52	1-2	1-2	0-0	1 1 2	3 1	3	0	0	0 1	0 -8	
3 Jalen Terry	04:37	0-2	0-1	0-0	0 0 0	0 0	0	1	0	0 1	-4	
12 Ahamad Bynum	20:06	3-6	2-4	2-3	0 1 1	3 1	10	2	1	1 0	1 4	
0 Zion Cruz	08:56	1-3	0-0	0-0	0 1 1	1 0	2	0	0	0 0	0 0	
4 K.T. Raimy	02:08	0-0	0-0	0-0	0 0 0	2 0	0	0	0	0 0	-2	
Team					4 0 4		0	1				
Totals		22-57	7-23	27-33	13 14 27	24 22	78	11	14	5	3 3	4

Technical Fouls:Coach 2nd16:52

Oklahoma St. - 82

Record: 3-2

NO. Name	Min	FG	3P	FT	Rebounds	Fouls	TP	AS	TO	ST	Blocks	+/-
		M-A	M-A	M-A	OR DR TOT	PF FD					BS BA	
22 Kalib Boone	F 24:29	7-11	0-0	3-3	4 1 5	5 3	17	3	3	2	0 0	11
33 Moussa Cisse	C 17:11	2-3	0-0	0-2	4 7 11	4 1	4	0	1	0	2 1	7
0 Avery Anderson, III	G 30:11	4-9	1-3	7-9	1 1 2	4 7	16	1	4	2	0 0	5
1 Bryce Thompson	G 27:27	4-9	0-2	0-0	0 2 2	3 2	8	1	4	1	0 1	-3
51 John-Michael Wright	G 34:22	5-14	0-4	4-4	4 4 0	3 4	14	3	1	0	0 0	11
5 Caleb Asberry	26:00	2-4	1-2	2-2	1 2 3	3 3	7	3	0	0	0 0	-1
23 Tyreek Smith	18:08	4-5	0-0	3-6	3 4 7	3 0	11	0	2	1 1	0 0	-1
2 Chris Harris Jr.	10:21	1-2	1-2	2-2	0 1 1	1 0	5	1	1	0	0 0	0
13 Quion Williams	11:51	0-1	0-1	0-0	0 2 2	3 0	0	1	1	0	0 0	-11
Team					1 0 1		0	0				
Totals		29-58	3-14	21-28	14 24 38	22 23	82	13	17	6	3 3	4

Technical Fouls:Harris Jr. 1st4:27

	DEP	OSU
Biggest lead	1 (2 nd 5:11)	18 (1 st 11:46)
Best Scoring Run	11 (2 nd 17:32)	11 (1 st 12:48)
Lead Changes	6	
Times Tied	4	
Time with Lead	00:55	36:19

Points from Turnovers 17 16

Paint 26 42

Second Chance 11 12

Fast Breaks 4 2

Bench 12 23

OSU 44 38 82

Game 7 • Nov. 27, 2022 • Gallagher-Iba Arena (Stillwater, Okla.) • Att: 5,683

PRARIE VIEW A&M

53

OKLAHOMA STATE

78

Official Basketball Box Score - Final
Prairie View at Oklahoma St.
11/27/22 Gallagher-Iba Arena, Stillwater
2022-23 Men's Basketball

Game Time: 2:00 PM
Game Duration: 1:56
Attendance: 5,683

Officials: John Higgins, Byron Jarrett, Chance Moore

Prairie View - 53

Record: 4-3

NO.	Name	Min	FG	3P	FT	Rebounds	Fouls	TP	AS	TO	ST	Blocks	+/-	
		M	A	A		OR	DR	TOT				BS	B	
21	Nikkei Rutty	F 19:21	0-3	0-0	1-2	0	2	2	1	0	0	1	-12	
3	Trajan Wesley	G 26:13	4-6	2-2	0-0	1	3	4	10	0	3	0	2	
4	Will Douglas	G 22:46	3-7	1-3	0-2	2	4	6	1	7	0	4	0	
10	Jeremiah Gambrell	G 27:30	6-13	3-8	1-2	1	0	1	16	1	3	1	0	
44	Tekorian Smith	G 13:19	1-6	0-2	0-0	0	0	0	2	0	2	2	0	
11	Hegel Augustin	17:16	0-3	0-3	0-0	0	0	2	0	2	0	0	0	
2	Braden Bell	15:11	1-8	0-5	0-0	0	4	4	2	0	0	0	0	
5	Kortrijk Miles	21:17	2-6	0-0	2-2	0	1	1	2	2	6	0	1	
55	Ricky Nelson	08:57	0-0	0-0	0-0	0	1	1	0	0	0	1	0	
32	Patrick Neal	08:12	1-1	0-0	0-0	1	0	1	1	0	2	0	0	
33	McKinley Harris	03:50	0-1	0-0	0-0	0	0	0	0	0	1	0	0	
23	Brian Myles	03:29	2-2	0-0	0-0	0	0	0	4	0	0	0	0	
13	Kyle Harding	06:39	1-1	1-1	0-0	0	0	0	2	0	3	2	0	
Team						5 0 5			0 1					
Totals			21-57	7-24	4-8	10	15	25	19	8	53	7	15	10

Technical Fouls:NONE

Oklahoma St. - 78

Record: 5-2

NO.	Name	Min	FG	3P	FT	Rebounds	Fouls	TP	AS	TO	ST	Blocks	+/-	gpt
			M-A	M-A	M-A	OR DR TOT	PF	FD				BS BA		
22	Kalib Boone	F 16:22	2-5	1-1	0-0	2 1 3	1 0	5	2	3	0	1 0	11	21
33	Moussa Cisse	C 22:56	6-9	0-0	1-3	5 6 11	1 3	13	0	0	4	2 17		
0	Avery Anderson, III	G 27:45	4-8	1-4	7-8	2 2 4	1 5	16	3	1	1	0 21		
1	Bryce Thompson	G 28:30	6-12	1-3	0-2	0 1 1	0 3	13	3	1	1 0	19		
51	John-Michael Wright	G 24:48	3-5	1-3	0-0	0 1 1	0 1	7	2	2	3 0	20		
5	Caleb Asberry	17:55	2-4	0-2	0-0	1 5 6	1 1	4	1	1	0 0	9	GM	
23	Tyreek Smith	15:40	4-4	0-0	0-0	1 3 4	2 0	8	0	0	1 0	10		
2	Chris Harris Jr.	13:12	0-3	0-1	1-3	0 2 2	1 2	1	0	1	1 1	5		
13	Quion Williams	25:52	3-3	1-1	4-5	1 1 2	2 3	11	2	1	2 0	23		
12	Naz Brown	01:24	0-0	0-0	0-0	0 0 0	0 0	0	0	0	0 0	-2		
15	Carson Sager	01:24	0-0	0-0	0-0	0 1 1	0 0	0	0	0	0 0	-2		
21	Brooks Manzer	01:24	0-0	0-0	0-0	0 1 1	0 0	0	0	0	0 0	-2		
25	Bernard Kouma	01:24	0-1	0-0	0-2	0 0 0	0 1	0	0	0	0 1	-2		
35	Weston Church	01:24	0-0	0-0	0-0	0 0 0	0 0	0	0	0	0 0	-2		
Team						3 2 5	0	0	0					
Totals			30-54	5-15	13-23	15 26 41	9 19	78	13	11	8 9	3 25		

Technical Fouls:Smith 2nd10:19

	PVAMU	OSU
Biggest lead	5 (1 st 8:38)	27 (2 nd 1:24)
Best Scoring Run	6 (1 st 8:38)	14 (2 nd 15:34)
Lead Changes	12	
Times Tied	6	
Time with Lead	09:42	25:41

Points from Turnovers 12 20

Paint 16 42

Second Chance 0 18

Fast Breaks 8 7

Bench 17 24

OSU 27 51 78

Game 6 • Nov. 25, 2022 • Gallagher-Iba Arena (Stillwater, Okla.) • Att: 9,856

TULSA

56

OKLAHOMA STATE

82

Official Basketball Box Score - Final
Tulsa at Oklahoma St.
11/25/22 Gallagher-Iba Arena, Stillwater
2022-23 Men's Basketball

Game Time: 7:00 PM
Game Duration: 1:52
Attendance: 9,856

Officials: Kipp Kissinger, Antonio Petty, Michael Greenstein

Tulsa - 56

Record: 2-4

NO. Name	Min	FG	3P	FT	Rebounds	Fouls	TP	AS	TO	ST	Blocks	+/-
		M-A	M-A	M-A	OR DR TOT	PF	FD				BS BA	
10 Tim Dalger	F 22:39	2-8	1-4	0-0	1 3 4	1 1	5	1	2	0	0 1	20
33 Bryant Selebangue	F 22:39	4-6	0-0	0-0	3 2 5	2 0	8	0	2	0	1 0	-8
1 Sam Griffin	G 26:51	3-9	0-4	1-1	0 2 2	1 2	7	3	0	1	0 0	-18
3 Sterling Gaston-Chapman	G 16:48	3-5	1-2	0-0	2 3 5	2 0	7	0	4	0	0 1	-8
14 Anthony Pritchard	G 21:09	0-6	0-2	0-0	0 0 0	1 2	0	1	6	1	0 0	-26
2 Keyshawn Embury-Simpson	22:52	4-10	2-6	0-2	0 0 0	0 3	2	10	0	1 1	1 0	-20
11 Brandon Betson	17:55	3-6	3-6	0-0	0 2 2	2 0	9	5	1	0	0 0	-11
15 Charles Chukwu	17:21	3-4	0-0	0-0	2 2 4	0 0	6	0	0	1 0	1 -18	
4 Brian Knight	16:04	0-6	0-4	0-0	1 2 3	1 0	0	0	1	0 0	0 -6	
0 Jesaiah McWright	12:28	1-5	0-2	0-1	0 3 3	1 1	2	1	2	3	0 1	1
5 Payton Urbancic	01:37	1-1	0-0	0-0	0 0 0	0 0	2	0	0	0 0	0 2	
23 Ari Seals	01:37	0-0	0-0	0-0	0 0 0	0 0	0	0	0	0 0	0 2	
Team					4 6 10		0	0				
Totals		24-66	7-30	1-4	13 25 38	14 8	56	11	19	7	2 4	-26

Technical Fouls:Delger 2nd19:02Gaston-Chapman 2nd17:44

Oklahoma St. - 82

Record: 4-2

NO. Name	Min	FG M-A	3P M-A	FT M-A	Rebounds OR DR TOT	Fouls PF FO	TP	AS	TO	ST	Blocks BS BA	+/-
22 Kalib Boone	F 17:41	3-7	0-1	3-3	3 1 4	0 2	9	1	2	0	0 0	2
33 Moussa Cisse	G 24:26	6-7	0-0	0-2	2 6 8	0 0	2	12	1	1	0 3	0 19
0 Avery Anderson, III	G 21:09	2-7	0-2	2-2	0 5 5	4 2	6	3	4	2	0 0	20
1 Bryce Thompson	G 25:18	6-14	4-8	2-2	0 1 1	1 0	16	1	2	0	0 0	15
51 John-Michael Wright	G 26:42	3-9	2-6	0-0	0 0 0	0 0	1	8	3	0	2 0	16
2 Chris Harris Jr.	21:34	2-5	1-3	0-0	0 3 3	0 0	5	4	0	1	0 0	25
5 Caleb Asberry	20:29	2-7	2-5	2-2	1 4 5	2 3	8	1	0	3	0 2	12
23 Tyreek Smith	13:50	5-5	0-0	0-2	2 5 7	0 1	10	1	0	0	0 0	20
13 Quion Williams	18:21	3-4	0-1	0-1	3 4 7	0 2	6	1	1	1	0 0	15
12 Naz Brown	04:02	0-1	0-1	0-0	0 0 0	1 0	0	0	2	0 0	0 -6	
15 Carson Sager	01:37	0-0	0-0	0-0	0 0 0	0 0	0	0	1	0 0	0 -2	
21 Brooks Manzer	01:37	0-0	0-0	0-0	0 0 0	0 0	0	0	0	0 0	0 -2	
25 Bernard Kouma	01:37	0-0	0-0	0-0	0 0 0	0 0	0	0	0	0 1	0 -2	
35 Weston Church	01:37	0-0	0-0	0-0	0 1 1	0 0	0	0	0	0 0	0 -2	
Team				1	2	0						
Totals		32-66	9-27	9-14	12 31 43	83 12	16	13	9	4	2 26	

BOX SCORES

Game 9 • Dec. 6, 2022 • Gallagher-Iba Arena (Stillwater, Okla.) • Att: 5,368

SAM HOUSTON

51

OKLAHOMA STATE

65

Official Basketball Box Score - Final
Sam Houston at Oklahoma St.
12/06/22 Gallagher-Iba Arena, Stillwater
2022-23 Men's BasketballGame Time: 8:00 PM
Game Duration: 1:58
Attendance: 5,368

Officials: Kipp Kissinger, Marques Pettigrew, Owen Shortt

Sam Houston - 51

Record: 7-2

NO. Name	Min	FG	3P	FT	Rebounds	Fouls	TP	AS	TO	ST	Blocks	+/-
M-A	M-A	M-A	M-A	OR DR TOT	PF FD					BS BA		
1 Kaosi Ezeagu	F 17:26	1-2	0-0	0-2	1 0 1	2 1	2	0	0	0	1 0	-10
12 Tristan Ikpe	F 17:44	1-3	1-2	0-0	2 3 5	4 0	3	0	1	2	0 0	3
2 Qua Grant	G 35:16	6-14	1-6	2-2	1 0 1	1 2	15	2	3	4	1 1	-12
11 Javion May	G 22:26	2-4	0-1	0-0	1 3 4	0 2	4	1	2	1	0 1	-1
24 Donte Powers	G 30:04	3-9	2-5	2-3	0 3 3	2 4	10	2	1	3	0 1	-3
40 Kian Scroggins	22:34	1-2	0-0	7-8	0 2 3	1 4	9	1	0	0	0 0	-4
3 Lamar Wilkerson	15:25	0-4	0-2	0-0	2 1 3	3 0	0	0	0	0	0 0	-6
13 Jaden Ray	15:10	1-4	0-1	0-2	0 1 1	0 1	2	1	2	0	0 0	-16
25 Cameron Huefner	22:16	2-6	2-3	0-0	1 1 2	0 0	6	0	0	0	0 0	-17
0 Ron Mitchell	01:39	0-1	0-1	0-0	0 0 0	0 0	0	0	0	0	0 0	-4
Team					1 0 1			0	3			
Totals		17-49	6-21	11-17	8 14 22	15 14	51	8	11	12	2 4	-14

Technical Fouls: NONE

Shooting By Period	1st FG	2nd FG	3rd FG	FT
1st FG	7-23 30.4%			
3PT	3-10 30.0%			
FT	3-3 100%			
2nd FG	10-26 38.5%			
3PT	3-11 27.3%			
FT	8-14 57.1%			
GM FG	17-49 34.7%			
3PT	6-21 28.6%			
FT	11-17 64.7%			

Dead Ball Rebounds: 7, 0

Oklahoma St. - 65

Record: 6-3

NO. Name	Min	FG	3P	FT	Rebounds	Fouls	TP	AS	TO	ST	Blocks	+/-
M-A	M-A	M-A	M-A	OR DR TOT	PF FD					BS BA		
22 Kalib Boone	F 21:04	2-4	0-1	0-0	3 0 3	1 2	4	2	2	1	0 1	11
33 Moussa Cisse	C 34:55	2-5	0-0	2-3	2 1 13	3 3	6	0	2	1	4 0	20
0 Avery Anderson, III	G 29:11	3-8	1-3	3-3	1 2 3	2 4	10	4	2	1	0 1	8
1 Bryce Thompson	G 29:10	6-10	4-6	1-2	0 0 0	3 3	17	3	3	2	0 0	22
51 John-Michael Wright	G 20:37	4-6	2-4	0-0	2 2 2	1 0	10	2	2	1	0 0	12
5 Caleb Asberry	23:02	1-6	0-4	3-4	0 1 1	1 2	5	1	0	0	0 0	5
23 Tyreek Smith	21:10	4-5	1-2	1-2	3 2 5	0 1	10	0	1	0	0 0	-1
13 Quion Williams	08:45	1-2	1-1	0-0	1 2 3	2 0	3	0	2	0	0 0	-8
2 Chris Harris Jr.	09:55	0-3	0-3	0-0	0 0 0	1 0	0	1	2	0	0 0	3
4 Woody Newton	02:11	0-0	0-0	0-0	0 0 0	0 0	0	0	1	0	0 0	-4
Team					4 3 7			0	0			
Totals		23-49	9-24	10-14	14 23 37	14 15	65	13	17	6	4	2 14

Technical Fouls: NONE

Shooting By Period	1st FG	2nd FG	3rd FG	FT
1st FG	12-31 38.7%			
3PT	5-16 31.3%			
FT	3-4 75%			
2nd FG	11-18 61.1%			
3PT	4-8 50.0%			
FT	7-10 70%			
GM FG	23-49 46.9%			
3PT	9-24 37.5%			
FT	10-14 71.4%			

Dead Ball Rebounds: 2, 0

SHU	OSU
Biggest lead	3 (1st 10:50) 19 (2nd 1:58)
Best Scoring Run	7 (2nd 15:52) 8 (2nd 6:59)
Lead Changes	2
Times Tied	3
Time with Lead	04:32 32:21

Points from	SHU	OSU
Turnovers	14	16
Paint	20	24
Second Chance	12	18
Fast Breaks	10	13
Bench	17	18

Period by Period Scoring	1st	2nd	TOT
SHU	20	31	51
OSU	32	33	65

Game 11 • Dec. 17, 2022 • Intrust Bank Arena (Wichita, Kan.) • Att: 7,783

OKLAHOMA STATE

59

WICHITA STATE

49

Official Basketball Box Score - Final
Oklahoma St. at Wichita St.
12/17/22 Intrust Bank Arena, Wichita, Kan.
2022-23 Men's BasketballGame Time: 8:05 PM
Game Duration: 1:59
Attendance: 7,783

Officials: Ray Natis, Marques Pettigrew, Darron George

Oklahoma St. - 59

Record: 7-4

NO. Name	Min	FG	3P	FT	Rebounds	Fouls	TP	AS	TO	ST	Blocks	+/-
M-A	M-A	M-A	M-A	OR DR TOT	PF FD					BS BA		
22 Kalib Boone	F 26:48	2-5	0-0	2-4	2 3 5	2 2	6	1	2	0	0 1	9
33 Moussa Cisse	C 28:36	1-2	0-0	1-2	3 9 12	1 2	3	0	2	0	3 0	3
0 Avery Anderson, III	G 27:37	1-5	0-4	6-6	0 5 5	3 4	8	0	2	4	0 0	5
1 Bryce Thompson	G 33:45	7-17	5-9	0-0	0 1 1	0 1	19	5	4	0	0 2	8
51 John-Michael Wright	G 32:38	5-10	4-7	2-2	0 6 6	1 1	16	1	2	1	0 0	14
23 Tyreek Smith	15:20	3-3	0-0	1-1	0 2 2	2 1	7	1	1	0	0 1	2
13 Quion Williams	09:14	0-2	0-1	0-0	1 0 1	2 0	0	1	0	0	0 0	-7
2 Chris Harris Jr.	18:05	0-2	0-1	0-0	1 0 1	1 2	0	0	5	1	0 0	-16
4 Woody Newton	05:57	0-2	0-1	0-0	0 2 2	1 0	0	0	1	0	0 0	0
Team					0 0 0			0	0			
Totals		19-48	9-23	12-15	7 28 35	13 13	59	14	14	6	4	3 10

Technical Fouls: NONE

Shooting By Period	1st FG	2nd FG	3rd FG	FT
1st FG	11-26 42.3%			
3PT	5-11 45.5%			
FT	5-5 100%			
2nd FG	8-22 36.4%			
3PT	4-12 33.3%			
FT	7-10 70%			
GM FG	19-48 39.6%			
3PT	9-23 39.1%			
FT	12-15 80.0%			

Dead Ball Rebounds: 2, 2

Wichita St. - 49

Record: 6-5

NO. Name	Min	FG	3P	FT	Rebounds	Fouls	TP	AS	TO	ST	Blocks	+/-
M-A	M-A	M-A	M-A	OR DR TOT	PF FD					BS BA		
11 Kenny Potho	F 25:27	1-4	0-3	0-2	0 1 1	2 1	2	1	1	0	0 0	-13
23 Gus Okafor	F 19:29	1-6	0-2	2-2	1 0 1	0 1	4	0	0	0	0 1	-6
3 Craig Porter Jr.	G 36:38	7-13	0-2	0-0	1 6 7	1 1	14	1	2	3	1 0	-1
5 Jaron Pierre Jr.	G 26:14	2-9	1-6	0-0	0 2 2	2 1	5	1	1	1	0 0	-6
10 Jaykwon Walton	G 31:20	2-6	0-2	2-2	0 3 3	3 2	6	0	2	0	1 1	-10
33 James Rojas	20:31	3-5	0-2	1-3	1 4 5	3 4	7	0	3	0	0 0	-4
12 Melvin Flanagan	16:36	2-6	0-3	5-6	1 1 2	1 3	9	1	0	1	0 0	12
15 Quincy Ballard	14:33	1-1	0-0	0-0	1 4 5	0 0	2	0	0	1	1 0	3
1 Xavier Bell	09:12	0-2	0-1	0-0	0 1 1	1 0	0	0	2	0	0 0	-16
Team					0 0 0			0	0			
Totals		19-52	1-21	10-15	5 22 27	13 13	49	4	11	6	3	4 -10

Technical Fouls: NONE

Shooting By Period	1st FG	2nd FG	3rd FG	FT
1st FG	10-28 35.7%			
3PT	1-12 8.3%			
FT	5-8 62.5%			
2nd FG	9-24 37.5%			
3PT	0-9 0.0%			
FT	5-7 71.4%			
GM FG	19-52 36.5%			
3PT	1-21 4.8%			
FT	10-15 66.7%			

Dead Ball Rebounds: 3, 1

OSU	WICH
Biggest lead	14 (2nd 10:31) 0 (1st 20:00)
Best Scoring Run	10 (1st 16:13) 9 (2nd 19:01)
Lead Changes	0
Times Tied	0
Time with Lead	39:40 00:00

Points from	OSU	WICH
Turnovers	11	15
Paint	16	30
Second Chance	1	6
Fast Breaks	2	8
Bench	7	18

Period by Period Scoring	1st	2nd	TOT
OSU	32	27	59
WICH	26	23	49

Game 10 • Dec. 11, 2022 • Barclays Center (Brooklyn, NY)

OKLAHOMA STATE

65

VIRGINIA TECH

70

Official Basketball Box Score - Final
Oklahoma St. at Virginia Tech
12/11/22 Barclays Center, Brooklyn, NY
2022 Basketball Hall of Fame InvitationalGame Time: 2:00 PM
Game Duration: 2:05
Attendance: 2,035

Officials: Kipp Kissinger, Bert Smith, Bart Lenox

Oklahoma St. - 65

Record: 6-4

NO. Name	Min	FG	3P	FT	Rebounds	Fouls	TP	AS	TO	ST	Blocks	+/-
M-A	M-A	M-A	M-A	OR DR TOT	PF FD					BS BA		
22 Kalib Boone	F 27:13	6-10	0-0	3-4	3 4 7	3 4	15	0	2	1	4 1	-3
33 Moussa Cisse	C 29:30	3-5	0-0	6-9	1 6 7	4 5	12	1	2	0	1 0	1
0 Avery Anderson, III	G 28:24	5-9	3-5	2-2	0 2 2	2 3	15	4	5	3	1 0	-4
1 Bryce Thompson	G 28:10	2-9	0-4	0-0	0 1 1	4 0	4	4	4	0 0	1 4	
51 John-Michael Wright	G 28:26	1-5	1-4	0-0	3 3 6	2 2	3	3	0	1	0 1	0
5 Caleb Asberry	24:43	2-8	2-8	2-2	0 3 3	3 2	8	2	1	0	0 0	-13
23 Tyreek Smith	15:41	1-4	0-0	0-0	1 2 3	1 1	2	0	0	0	0 0	-3
2 Chris Harris Jr.	09:48	1-2	0-1	0-0	1 3 4	2 1	2	0	0	1	0 0	-4
13 Quion Williams	02:16	0-0	0-0	0-0	1 1 0	0 0	0	0	0	0	0 0	-1
4 Woody Newton	05:49	1-3	1-2	1-2	1 2 3	0 0	4	0	2	0	0 0	-2
Team					1 0 1			0	1			
Totals		22-55	7-24	14-19	11 27 38	21 18	65	14	17	6	7	3 -5

Technical Fouls: NONE

Shooting By Period	1st FG	2nd FG	3rd FG	FT
1st FG	3-12 25.0%			
3PT	0-0 0%			
FT	4-12 33.3%			
2nd FG	11-26 42.3%			
3PT	4-12 33.3%			
FT	14-19 73.7%			
GM FG	22-55 40.0%			
3PT	7-24 29.2%			
FT	14-19 73.7%			

Dead Ball Rebounds: 1, 0

Virginia Tech - 70

Record: 10-1

NO. Name

BOX SCORES

Game 13 • Dec. 31, 2022 • Allen Fieldhouse (Lawrence, Kan.) • Att: 16,300

OKLAHOMA STATE

67

4/4 KANSAS

69

Official Basketball Box Score - Final
Oklahoma St. at Kansas
12/31/22 Allen Fieldhouse, Lawrence
2022-23 Men's BasketballGame Time: 1:10 PM
Game Duration: 2:01
Attendance: 16,300

Officials: Doug Simmons, Keith Kinble, Bret Smith

Oklahoma St. - 67

Record: 8-5 (0-1)

NO.	Name	Min	FG		3P		FT		Rebounds		Fouls		TP	AS	TO	ST	Blocks		BS	BA	+/-		
			M-A	%	M-A	%	M-A	%	OR	TR	PF	FT					BB	BK					
22	Kalib Boone	F 22:11	1-4	0-0	0-0	2	5	7	1	0	2	2	1	0	1	1	1	-6					
33	Moussa Cisse	C 24:52	2-5	0-0	0-1	3	3	6	1	3	4	2	0	1	2	0	1	-1					
0	Avery Anderson, III	G 31:47	1-5	0-3	0-0	0	4	4	0	2	2	3	2	3	2	0	0	3					
1	Bryce Thompson	G 29:14	7-13	7-10	2-2	0	1	1	4	2	23	1	3	0	0	0	1	0					
51	John-Michael Wright	G 33:27	6-15	4-9	3-4	0	4	4	1	4	19	3	4	1	0	0	0	-2					
23	Tyreek Smith	16:09	2-2	0-0	0-1	1	1	2	1	2	4	1	0	0	1	0	-1						
2	Chris Harris Jr.	15:29	1-3	1-2	0-0	0	0	0	2	0	3	0	0	1	0	0	-8						
4	Woody Newton	10:16	2-5	0-3	1-1	1	2	3	2	2	5	0	0	0	0	0	-3						
5	Caleb Asberry	16:35	1-2	1-2	2-2	0	2	2	3	2	5	2	0	0	1	0	6						
Team						3	0	3			0	2											
Totals				23-54	13-29	8-11	10	22	32	15	17	67	13	5	5	2	-2						
																						1st FG% 16:29 55.2%	
																						3PT% 9:18 50.0%	
																						FT% 4:6 66.7%	
																						2nd FG% 7:25 28.8%	
																						3PT% 4:11 36.4%	
																						FT% 4:5 80.0%	
																						GM FG% 23:54 42.6%	
																						3PT% 13:59 44.8%	
																						FT% 8:11 72.7%	
																						Dead Ball Rebounds 7.0	

Technical Fouls:NONE

Shooting By Period	1st	2nd	3rd	4th	FT	FT%
1st FG%	16-29	55.2%				
3PT%	9-18	50.0%				
FT%	4-6	66.7%				
2nd FG%	7-25	28.0%				
3PT%	4-11	36.4%				
FT%	4-5	80%				
GM FG%	23-54	42.6%				
3PT%	13-29	44.8%				
FT%	8-11	72.7%				

Dead Ball Rebounds: 0, 0

Kansas - 69

Record: 12-1 (1-0)

NO. Name	Min	FG M-A	3P M-A	FT M-A	Reb		Fouls		TP	AS	TO	ST	Blocks		+/-	Shooting By Period	
					OR	DR	PF	FF					BS	BS		1st	FG%
10 Jalen Wilson	F 35:41	7-17	3-8	3-5	1	3	4	1	5	20	2	1	0	1	1	4	1st FG% 12-24 50.0%
24 KJ Adams, Jr.	F 23:22	6-6	0-0	2-3	3	1	4	4	3	14	1	4	1	0	0	-2	3PT% 4-6 66.7%
3 Dajuan Harris	G 33:23	2-6	2-2	0-0	3	3	3	0	1	6	9	1	1	0	1	0	FT% 2-4 50%
4 Grady Dick	G 32:47	3-9	2-4	0-0	3	6	9	4	2	8	4	1	1	0	1	-2	2nd FG% 14-32 43.8%
15 Kevin McCullar	G 33:02	2-6	2-4	1-2	0	5	5	4	2	7	1	5	2	1	0	6	3PT% 7-17 41.2%
0 Bobby Pettiford	09:09	1-1	0-0	0	1	1	2	0	0	2	0	0	0	0	0	2	FT% 4-6 66.7%
35 Zubu Ejiofor	09:30	2-4	0-0	0	1	2	3	1	1	4	0	0	0	0	1	8	GM FG% 26-56 46.4%
1 Joseph Yesufu	13:33	2-6	2-5	0-0	2	2	2	1	1	6	0	0	0	0	1	1	3PT% 11-23 47.8%
21 Zach Clemence	04:41	0-0	0-0	0	0	0	0	0	0	0	0	0	0	0	0	1	FT% 6-10 60.0%
11 MJ Rice	02:24	0-0	0-0	0	0	0	0	0	1	0	0	0	1	0	0	-5	Dead Ball Rebounds: 1, 0
31 Cam Martin	02:27	1-1	0-0	0	1	0	1	1	0	2	0	0	0	0	0	-5	
23 Ernest Udeh Jr.	00:01	0-0	0-0	0	0	0	0	0	0	0	0	0	1	0	0	0	
Team					1	1	2	0	0	0	0	0					
Totals		26-56	11-23	6-10	11	24	35	17	15	69	17	12	7	2	5	2	

Technical Fouls:NONE

Shooting By Period	1st	2nd	3rd	4th	FT	FT%
1st FG%	12-24	50.0%				
3PT%	4-6	66.7%				
FT%	2-4	50%				
2nd FG%	14-32	43.8%				
3PT%	7-17	41.2%				
FT%	4-6	66.7%				
GM FG%	26-56	46.4%				
3PT%	11-23	47.8%				
FT%	6-10	60.0%				

Dead Ball Rebounds: 1, 0

	OSU	KAN
Biggest lead	15 (1st 0:38)	3 (2nd 8:17)
Best Scoring Run	8 (1st 9:15)	11 (2nd 13:31)
Lead Changes	6	
Times Tied	5	
Time with Lead	27:10	07:57

Points from	OSU	KAN
Turnovers	22	7
Paint	18	24
Second Chance	15	19
Fast Breaks	6	1
Bench	17	14

Period by Period Scoring	1st	2nd	TOT
OSU	45	22	67
KAN	30	39	69

Game 14 • Jan. 2, 2023 • Gallagher-Iba Arena (Stillwater, Okla.) • Att: 6,134

WEST VIRGINIA

60

OKLAHOMA STATE

67

Official Basketball Box Score - Final
West Virginia at Oklahoma St.
01/02/23 Gallagher-Iba Arena, Stillwater
2022-23 Men's BasketballGame Time: 6:00 PM
Game Duration: 2:13
Attendance: 6,134

Officials: John Higgins, Gerry Polard, Antonio Peltz

West Virginia - 60

Record: 10-4 (0-2)

NO.	Name	Min	FG		3P		FT		Rebounds		Fouls		TP	AS	TO	ST	Blocks		BS	BA	Shooting By Period								
			M	A	M	A	M	A	M	A	M	A					1st	FG%			8-25	32.0%							
1	Emmitt Matthews Jr.	F 15:35	2-3	0-0	4-6	1	2	3	3	3	8	0	2	1	0	0	-9				3PT%	29	22.2%						
3	Tre Mitchell	F 40:00	5-12	2-4	4-4	4	3	7	1	6	16	2	2	1	2	-7				FT%	4-8	50.0%							
15	Jimmy Bell Jr.	F 22:30	0-2	0-0	4-8	3	6	9	0	4	4	1	1	0	1	-10				3PT%	11-27	40.7%							
0	Kedrian Johnson	G 32:37	0-8	0-2	4-6	0	1	1	4	7	4	1	2	0	0	-6				FT%	13-30	43.3%							
10	Erik Stevenson	G 25:33	7-12	3-7	0-0	0	4	4	5	1	17	2	4	3	0	0	-4				3PT%	3-8	37.5%						
2	Kobe Johnson	08:27	1-2	0-1	0-0	1	0	1	1	0	2	0	1	0	0	-3				GM FG%	19-52	36.5%							
11	Mohamed Wague	05:30	1-1	0-0	0-0	1	0	1	3	1	2	0	1	0	0	-7				3PT%	5-18	27.8%							
14	Seth Wilson	16:18	1-4	0-2	0-0	0	1	1	1	0	2	1	0	1	0	5				FT%	17-28	60.7%							
5	Joe Toussaint	25:12	1-5	0-2	1-2	0	5	5	3	2	3	2	2	0	0	1				Dead Ball Rebounds:	6.0								
32	James Okonkwo	01:36	0-0	0-0	0-0	0	0	0	0	0	0	0	0	0	0	-1													
24	Pat Suernnick	06:42	1-3	0-0	0-2	3	1	4	0	1	2	0	0	0	0	6													
Team									0 1 1																				
Totals			19-52			5-18			17-28			13-24			37-21			25-60			9-15			7-2			3--7		

Technical Fouls:Stevenson 2nd 7-17

Oklahoma St. - 67

Record: 9-5 (1-1)

NO.	Name	Min	FG		3P		FT		Reb		Fouls		TP	AS	TO	ST	Blocks		BS	BA	Shooting By Period				
			M	A	M	A	R	O	R	D	P	F					P	F			P	F	P	1st	FG
22	Kalib Boone	F 27:13	5-6	0-0	0-0	1	5	6	3	2	10	0	1	0	1	0	0	0	3			1st <td>FG<td>3P<td>FT</td></td></td>	FG <td>3P<td>FT</td></td>	3P <td>FT</td>	FT
33	Moussa Cisse	C 10:32	3-5	0-0	0-0	0	3	3	2	0	6	0	0	1	1	0	8					3PT%	3-9	33.3%	
0	Avery Anderson, III	G 21:23	6-10	0-2	1-1	0	5	5	5	1	13	2	5	0	0	0	0	10			2nd <td>FG<td>3P<td>FT</td></td></td>	FG <td>3P<td>FT</td></td>	3P <td>FT</td>	FT	
1	Bryce Thompson	G 33:40	5-14	2-5	3-6	0	1	1	3	6	15	1	1	1	1	0	0	10				3PT%	2-7	28.6%	
51	John-Michael Wright	G 33:05	4-7	2-4	1-2	0	1	1	3	2	11	4	5	1	0	0	6					FT%	12-17	70.6%	
2	Chris Harris Jr.	09:20	0-3	0-2	0-0	0	2	2	0	1	0	0	1	2	0	0	-2					GM FG	25-52	48.1%	
23	Tyreek Smith	06:34	0-0	0-0	4-4	2	4	6	3	3	4	0	1	0	2	0	0					3PT%	5-16	31.3%	
5	Caleb Asberry	18:50	1-3	1-3	3-4	0	2	2	2	3	6	0	0	0	0	0	-1					FT%	12-17	70.6%	
4	Woody Newton	08:11	0-1	0-0	0-0	2	0	2	2	1	1	0	0	0	0	0	-1					Dead Ball Rebounds: 2.1			
13	Quion Williams	08:44	1-3	0-0	0-0	0	1	1	3	0	2	1	0	0	0	0	2	1							
25	Bernard Kouma	02:28	0-0	0-0	0-0	0	0	0	0	1	0	0	0	0	0	0	0	1							
Team							1	0	1	0	0	0	0	0	0										
Totals				25-52	5-16	12-17	6	24	30	25	20	67	8	14	5	3	2	7							

Technical Fouls:NONE

	WVU	OSU
Biggest lead	3 (2nd 6:30)	13 (2nd 18:45)
Best Scoring Run	6 (2nd 11:43)	8 (2nd 19:47)
Lead Changes	2	
Times Tied	1	
Time with Lead	03:25	34:45

Points from	WVU	OSU
Turnovers	13	12
Paint	14	34
Second Chance	8	12
Fast Breaks	8	8
Bench	11	12

Period by Period Scoring	1st	2nd	TOT
WVU	22	38	60
OSU	31	36	67

Game 15 • Jan. 7, 2023 • Gallagher-Iba Arena (Stillwater, Okla.) • Att: 7,368

6/6 TEXAS

56

OKLAHOMA STATE

46

Official Basketball Box Score - Final
Texas at Oklahoma St.
01/07/23 Gallagher-Iba Arena, Stillwater
2022-23 Men's BasketballGame Time: 11:00 AM
Game Duration: 2:12
Attendance: 7,368

Officials: Gary Maxwell, Marques Pettigrew, Amy Bonner

Texas - 56

Record: 13-2 (2-1)

NO. Name	Min	FG		3P	FT	Rebounds		Fouls		TP	AS	TO	ST		Blocks	BS	BA	+/-	Shooting By Period													
		M-A	A-M	A-M	A-M	OR	DR	PT	PF				FT	FT					BS	BA	1st	FG	3P	FT	2nd	FG	3P	FT	3rd	FG	3P	FT
0 Timmy Allen	F 30:21	3-8	2-2	0-6	1	5	6	1	5	11	2	3	3	0	1	7				1st <td>FG<td>3P<td>FT</td><td>2nd<td>FG<td>3P<td>FT</td><td>3rd<td>FG<td>3P<td>FT</td></td></td></td></td></td></td></td></td>	FG <td>3P<td>FT</td><td>2nd<td>FG<td>3P<td>FT</td><td>3rd<td>FG<td>3P<td>FT</td></td></td></td></td></td></td></td>	3P <td>FT</td> <td>2nd<td>FG<td>3P<td>FT</td><td>3rd<td>FG<td>3P<td>FT</td></td></td></td></td></td></td>	FT	2nd <td>FG<td>3P<td>FT</td><td>3rd<td>FG<td>3P<td>FT</td></td></td></td></td></td>	FG <td>3P<td>FT</td><td>3rd<td>FG<td>3P<td>FT</td></td></td></td></td>	3P <td>FT</td> <td>3rd<td>FG<td>3P<td>FT</td></td></td></td>	FT	3rd <td>FG<td>3P<td>FT</td></td></td>	FG <td>3P<td>FT</td></td>	3P <td>FT</td>	FT	
1 Dylan Disu	F 19:07	2-5	1-1	1-2	0	3	3	4	2	6	0	2	0	1	1	0				1st <td>FG<td>3P<td>FT</td><td>2nd<td>FG<td>3P<td>FT</td><td>3rd<td>FG<td>3P<td>FT</td></td></td></td></td></td></td></td></td>	FG <td>3P<td>FT</td><td>2nd<td>FG<td>3P<td>FT</td><td>3rd<td>FG<td>3P<td>FT</td></td></td></td></td></td></td></td>	3P <td>FT</td> <td>2nd<td>FG<td>3P<td>FT</td><td>3rd<td>FG<td>3P<td>FT</td></td></td></td></td></td></td>	FT	2nd <td>FG<td>3P<td>FT</td><td>3rd<td>FG<td>3P<td>FT</td></td></td></td></td></td>	FG <td>3P<td>FT</td><td>3rd<td>FG<td>3P<td>FT</td></td></td></td></td>	3P <td>FT</td> <td>3rd<td>FG<td>3P<td>FT</td></td></td></td>	FT	3rd <td>FG<td>3P<td>FT</td></td></td>	FG <td>3P<td>FT</td></td>	3P <td>FT</td>	FT	
23 Dillon Mitchell	F 29:49	2-6	0-0	0-0	0	3	9	12	1	0	4	0	1	3	0	4	7				1st <td>FG<td>3P<td>FT</td><td>2nd<td>FG<td>3P<td>FT</td><td>3rd<td>FG<td>3P<td>FT</td></td></td></td></td></td></td></td></td>	FG <td>3P<td>FT</td><td>2nd<td>FG<td>3P<td>FT</td><td>3rd<td>FG<td>3P<td>FT</td></td></td></td></td></td></td></td>	3P <td>FT</td> <td>2nd<td>FG<td>3P<td>FT</td><td>3rd<td>FG<td>3P<td>FT</td></td></td></td></td></td></td>	FT	2nd <td>FG<td>3P<td>FT</td><td>3rd<td>FG<td>3P<td>FT</td></td></td></td></td></td>	FG <td>3P<td>FT</td><td>3rd<td>FG<td>3P<td>FT</td></td></td></td></td>	3P <td>FT</td> <td>3rd<td>FG<td>3P<td>FT</td></td></td></td>	FT	3rd <td>FG<td>3P<td>FT</td></td></td>	FG <td>3P<td>FT</td></td>	3P <td>FT</td>	FT
4 Tyrese Hunter	G 27:19	1-8	0-3	3-4	2	4	6	1	2	5	0	3	2	0	3	12				1st <td>FG<td>3P<td>FT</td><td>2nd<td>FG<td>3P<td>FT</td><td>3rd<td>FG<td>3P<td>FT</td></td></td></td></td></td></td></td></td>	FG <td>3P<td>FT</td><td>2nd<td>FG<td>3P<td>FT</td><td>3rd<td>FG<td>3P<td>FT</td></td></td></td></td></td></td></td>	3P <td>FT</td> <td>2nd<td>FG<td>3P<td>FT</td><td>3rd<td>FG<td>3P<td>FT</td></td></td></td></td></td></td>	FT	2nd <td>FG<td>3P<td>FT</td><td>3rd<td>FG<td>3P<td>FT</td></td></td></td></td></td>	FG <td>3P<td>FT</td><td>3rd<td>FG<td>3P<td>FT</td></td></td></td></td>	3P <td>FT</td> <td>3rd<td>FG<td>3P<td>FT</td></td></td></td>	FT	3rd <td>FG<td>3P<td>FT</td></td></td>	FG <td>3P<td>FT</td></td>	3P <td>FT</td>	FT	
5 Marcus Carr	G 38:21	4-11	2-5	2-2	0	1	1	0	3	12	4	3	0	0	1	12				1st <td>FG<td>3P<td>FT</td><td>2nd<td>FG<td>3P<td>FT</td><td>3rd<td>FG<td>3P<td>FT</td></td></td></td></td></td></td></td></td>	FG <td>3P<td>FT</td><td>2nd<td>FG<td>3P<td>FT</td><td>3rd<td>FG<td>3P<td>FT</td></td></td></td></td></td></td></td>	3P <td>FT</td> <td>2nd<td>FG<td>3P<td>FT</td><td>3rd<td>FG<td>3P<td>FT</td></td></td></td></td></td></td>	FT	2nd <td>FG<td>3P<td>FT</td><td>3rd<td>FG<td>3P<td>FT</td></td></td></td></td></td>	FG <td>3P<td>FT</td><td>3rd<td>FG<td>3P<td>FT</td></td></td></td></td>	3P <td>FT</td> <td>3rd<td>FG<td>3P<td>FT</td></td></td></td>	FT	3rd <td>FG<td>3P<td>FT</td></td></td>	FG <td>3P<td>FT</td></td>	3P <td>FT</td>	FT	
32 Christian Bishop	G 13:12	2-5	0-0	2-3	1	2	3	4	4	6	0	0	0	0	0	-2				1st <td>FG<td>3P<td>FT</td><td>2nd<td>FG<td>3P<td>FT</td><td>3rd<td>FG<td>3P<td>FT</td></td></td></td></td></td></td></td></td>	FG <td>3P<td>FT</td><td>2nd<td>FG<td>3P<td>FT</td><td>3rd<td>FG<td>3P<td>FT</td></td></td></td></td></td></td></td>	3P <td>FT</td> <td>2nd<td>FG<td>3P<td>FT</td><td>3rd<td>FG<td>3P<td>FT</td></td></td></td></td></td></td>	FT	2nd <td>FG<td>3P<td>FT</td><td>3rd<td>FG<td>3P<td>FT</td></td></td></td></td></td>	FG <td>3P<td>FT</td><td>3rd<td>FG<td>3P<td>FT</td></td></td></td></td>	3P <td>FT</td> <td>3rd<td>FG<td>3P<td>FT</td></td></td></td>	FT	3rd <td>FG<td>3P<td>FT</td></td></td>	FG <td>3P<td>FT</td></td>	3P <td>FT</td>	FT	
2 Anterio Morris	10:19	0-2	0-0	0-0	0	0	0	1	0	0	0	1	0	0	0	-2				1st <td>FG<td>3P<td>FT</td><td>2nd<td>FG<td>3P<td>FT</td><td>3rd<td>FG<td>3P<td>FT</td></td></td></td></td></td></td></td></td>	FG <td>3P<td>FT</td><td>2nd<td>FG<td>3P<td>FT</td><td>3rd<td>FG<td>3P<td>FT</td></td></td></td></td></td></td></td>	3P <td>FT</td> <td>2nd<td>FG<td>3P<td>FT</td><td>3rd<td>FG<td>3P<td>FT</td></td></td></td></td></td></td>	FT	2nd <td>FG<td>3P<td>FT</td><td>3rd<td>FG<td>3P<td>FT</td></td></td></td></td></td>	FG <td>3P<td>FT</td><td>3rd<td>FG<td>3P<td>FT</td></td></td></td></td>	3P <td>FT</td> <td>3rd<td>FG<td>3P<td>FT</td></td></td></td>	FT	3rd <td>FG<td>3P<td>FT</td></td></td>	FG <td>3P<td>FT</td></td>	3P <td>FT</td>	FT	
10 SirJabari Rice	17:26	1-6	0-3	2-2	0	1	1	4	2	4	1	1	2	0	0	8				1st <td>FG<td>3P<td>FT</td><td>2nd<td>FG<td>3P<td>FT</td><td>3rd<td>FG<td>3P<td>FT</td></td></td></td></td></td></td></td></td>	FG <td>3P<td>FT</td><td>2nd<td>FG<td>3P<td>FT</td><td>3rd<td>FG<td>3P<td>FT</td></td></td></td></td></td></td></td>	3P <td>FT</td> <td>2nd<td>FG<td>3P<td>FT</td><td>3rd<td>FG<td>3P<td>FT</td></td></td></td></td></td></td>	FT	2nd <td>FG<td>3P<td>FT</td><td>3rd<td>FG<td>3P<td>FT</td></td></td></td></td></td>	FG <td>3P<td>FT</td><td>3rd<td>FG<td>3P<td>FT</td></td></td></td></td>	3P <td>FT</td> <td>3rd<td>FG<td>3P<td>FT</td></td></td></td>	FT	3rd <td>FG<td>3P<td>FT</td></td></td>	FG <td>3P<td>FT</td></td>	3P <td>FT</td>	FT	
30 Brock Cunningham	14:06	2-3	2-2	2-2	3	1	4	3	2	8	0	0	0	0	0	10				1st <td>FG<td>3P<td>FT</td><td>2nd<td>FG<td>3P<td>FT</td><td>3rd<td>FG<td>3P<td>FT</td></td></td></td></td></td></td></td></td>	FG <td>3P<td>FT</td><td>2nd<td>FG<td>3P<td>FT</td><td>3rd<td>FG<td>3P<td>FT</td></td></td></td></td></td></td></td>	3P <td>FT</td> <td>2nd<td>FG<td>3P<td>FT</td><td>3rd<td>FG<td>3P<td>FT</td></td></td></td></td></td></td>	FT	2nd <td>FG<td>3P<td>FT</td><td>3rd<td>FG<td>3P<td>FT</td></td></td></td></td></td>	FG <td>3P<td>FT</td><td>3rd<td>FG<td>3P<td>FT</td></td></td></td></td>	3P <td>FT</td> <td>3rd<td>FG<td>3P<td>FT</td></td></td></td>	FT	3rd <td>FG<td>3P<td>FT</td></td></td>	FG <td>3P<td>FT</td></td>	3P <td>FT</td>	FT	
Team					2	1	3	0			7	15	10	1	12	10				Dead Ball Rebounds: 3												
Totals		17-54	5-18	17-21	12	27	39	19	20	56	7	15	10	1	12	10																

Technical Fouls:NONE

Shooting By Period	1st	2nd	3rd	4th	FT	FT%
1st FG%	9-28	32.1%				
3PT%	2-9	22.2%				
FT%	12-12	100%				
2nd FG%	8-26	30.8%				
3PT%	3-9	33.3%				
FT%	5-9	55.6%				
GM FG%	17-54	31.5%				
3PT%	5-18	27.8%				
FT%	17-21	81.0%				

Dead Ball Rebounds: 3, 0

Oklahoma St. - 46

Record: 9-6 (1-2)

NO. Name	Min	FG		3P		FT		Reb		Fouls		TP	AS	TO	Blocks		BS	BA	Shooting By Period	
		M	A	M	A	M	A	O	D	P	FF				M	A			M	A
22 Kalib Boone	F 34:13	6-9	0-1	4-4	4	6	10	3	4	16	1	3	1	6	0	-7	1st FG:	7-21	33.3%	
23 Tyreek Smith	F 23:09	0-2	0-0	0-0	1	1	2	3	0	0	2	1	3	0	-2	3PT:	3-9	33.3%		
0 Avery Anderson, III	G 24:22	2-9	0-3	1-4	1	1	2	2	5	5	1	0	0	0	-1	7FT:	7-11	63.6%		
1 Bryce Thompson	G 26:54	1-5	1-2	2-3	0	1	1	3	1	5	0	2	0	0	-1	2nd FG:	7-25	28.0%		
51 John-Michael Wright	G 29:45	2-9	2-7	1-1	0	2	2	1	1	7	1	4	0	0	-15	3PT:	3-12	25.0%		
2 Chris Harris Jr.	13:38	1-3	1-3	0-0	0	0	0	0	0	3	1	0	2	1	-6	FT:	5-10	50.0%		
4 Woody Newton	12:59	0-1	0-0	3-5	1	3	4	4	3	0	1	0	0	0	-5	GM FG:	14-46	30.4%		
5 Caleb Ashberry	22:33	2-6	2-5	0-2	1	4	5	1	1	6	3	2	0	1	-8	3PT:	6-21	28.6%		
13 Quion Williams	10:39	0-2	0-0	1-2	0	4	4	2	3	1	1	1	1	0	-4	FT:	12-21	57.1%		
25 Bernard Kouma	01:48	0-0	0-0	0-0	0	1	1	1	0	0	0	0	0	0	-1	Dead Ball Rebounds: 5				
Team					1	3	4			0	2									
Totals		14-46	6-21	12-21	9	26	35	20	19	46	8	18	5	12	1	-10				

BOX SCORES

Game 17 • Jan. 14, 2023 • Ferrell Center (Waco, Texas) • Att: 9,616

OKLAHOMA STATE	58
BAYLOR	74

Official Basketball Box Score - Final
Oklahoma St. at Baylor
01/14/23 Ferrell Center, Waco, Texas
2022-23 Men's Basketball

Game Time: 5:00 PM
Game Duration: 2:27
Attendance: 9,616

Officials: Keith Kombe, Bret Smith, Jabir Walker

Oklahoma St. - 58

Record: 9-8 (1-4)

NO. Name	Min	FG M-A	3P M-A	FT M-A	Rebounds OR DR TOT	Fouls PF FD	TP	AS	TO	ST	Blocks BS BA	+/-
22 Kalib Boone	F 17:48	3-4	0-0	2-3	2 1 3	4 5 8	0	1	0	1	0	-8
23 Tyreek Smith	F 28:12	2-4	0-0	0-0	3 2 5	2 1 4	1	1	0	1	0	-14
0 Avery Anderson, III	G 30:34	5-12	0-3	1-3	0 2 2	1 2 11	3	1	0	0	0	-22
1 Bryce Thompson	G 20:53	4-10	1-4	0-0	0 1 1	2 0 9	0	2	0	0	0	-10
51 John-Michael Wright	G 18:42	0-5	0-0	0-0	0 0 0	4 1 0	1	0	0	0	0	-7
4 Woody Newton	18:32	2-7	1-5	2-2	1 5 6	3 2 7	1	1	1	1	1	-1
5 Caleb Asberry	33:13	5-12	4-11	0-0	0 7 7	1 3 14	2	0	1	2	0	-2
2 Chris Harris Jr.	12:32	0-2	0-2	0-0	0 2 2	1 0 0	1	2	0	0	0	-10
13 Quion Williams	17:29	2-4	1-3	0-0	0 1 1	1 0 5	3	2	0	1	0	-5
25 Bernard Kouma	02:05	0-0	0-0	0-0	0 0 0	0 0 0	0	0	0	0	0	-5
Team					2 1 3		0					
Totals		23-60	7-33	5-8	8 22 30	19 14 58	12	10	2	6	1	-16

Technical Fouls: NONE

Baylor - 74

Record: 12-5 (2-3)

NO. Name	Min	FG M-A	3P M-A	FT M-A	Rebounds OR DR TOT	Fouls PF FD	TP	AS	TO	ST	Blocks BS BA	+/-
0 Flo Thamba	F 21:51	3-7	0-0	6-6	1 3 4	2 3 12	1	2	1	0	1	25
11 Jalen Bridges	F 24:53	5-7	1-3	1-2	2 6 8	2 2 12	1	1	0	1	0	21
1 Keyonte George	G 29:56	2-8	2-5	2-5	2 6 8	1 5 8	5	0	0	0	2	26
4 LJ Cryer	G 35:05	6-9	4-5	0-0	0 2 2	0 1 16	2	1	0	0	0	20
10 Adam Flagler	G 32:24	2-5	2-4	5-6	0 1 1	2 3 11	8	3	1	0	0	30
3 Dale Bonner	03:29	0-1	0-1	0-0	0 0 0	0 0 0	0	0	0	0	1	-9
13 Langston Love	16:48	1-6	0-4	0-0	0 2 2	2 0 2	0	1	0	0	0	-9
15 Josh Ojanwuna	17:00	3-6	0-0	1-2	1 2 3	3 2 7	0	1	0	0	2	-4
33 Caleb Lohner	15:07	3-4	0-1	0-1	1 5 6	2 3 6	1	1	0	0	0	-5
2 Jake Younk	01:39	0-1	0-1	0-0	0 0 0	0 0 0	0	0	0	0	0	-5
5 Jordan Turner	01:09	0-0	0-0	0-0	1 0 1	0 0 0	0	0	0	0	0	-5
32 Zach Loveday	01:09	0-0	0-0	0-0	0 0 0	0 0 0	0	0	0	0	0	-5
Team					3 3 6		0					
Totals		25-54	9-24	15-22	11 30 41	14 19 74	18	11	2	1	6	16

Technical Fouls: NONE

	OSU	BAY
Biggest lead	0 (1 st 20:00)	28 (2 nd 9:49)
Best Scoring Run	10 (1 st 10:24)	13 (1 st 16:19)
Lead Changes	0	0
Times Tied	0	0
Time with Lead	00:00	39:43

Points from	OSU	BAY
Turnovers	8	8
Paint	24	26
Second Chance	16	11
Fast Breaks	9	9
Bench	26	15

Period by Period Scoring	1st	2nd	TOT
OSU	23	35	58
BAY	39	35	74

Game Notes: Double Personal Fouls at 56 seconds period 1. BU 33 OSU 5 • Lost power at 11 minutes in 2 period. 15 minute delay. •

Game 18 • Jan. 18, 2023 • Gallagher-Iba Arena (Stillwater, Okla.) • Att: 10,789

OKLAHOMA	56
OKLAHOMA STATE	72

Official Basketball Box Score - Final
Oklahoma at Oklahoma St.
01/18/23 Gallagher-Iba Arena, Stillwater
2022-23 Men's Basketball

Game Time: 9:00 PM
Game Duration: 2:00
Attendance: 10,789

Officials: John Higgins, James Luckie, Marques Pettigrew

Oklahoma - 56

Record: 11-7 (2-4)

NO. Name	Min	FG M-A	3P M-A	FT M-A	Rebounds OR DR TOT	Fouls PF FD	TP	AS	TO	ST	Blocks BS BA	+/-
1 Jalen Hill	F 34:48	3-8	0-1	2-2	1 5 6	3 2 8	0	1	0	1	1	-12
35 Tanner Groves	F 27:17	2-9	0-1	0-0	0 11 11	3 0 4	1	1	0	1	4	-15
12 Milos Urgan	G 32:15	4-7	0-0	0-0	0 4 4	2 0 8	1	4	1	0	1	-22
25 Grant Sherfield	G 33:14	5-13	1-4	4-6	0 2 2	1 7 15	4	4	1	0	1	-12
34 Jacob Groves	G 21:19	4-8	2-4	0-0	0 0 0	1 1 10	1	0	0	0	0	-6
10 Sam Godwin	10:52	1-2	0-0	0-0	1 1 2	2 1 2	1	0	0	1	0	4
14 Bijan Cortes	17:59	2-3	0-1	0-0	0 1 1	1 0 4	2	0	0	0	0	-9
22 CJ Noland	20:51	1-4	1-4	0-0	0 4 4	1 1 3	1	0	0	0	0	-6
3 Otega Owheh	01:25	1-2	0-0	0-0	1 1 2	2 0 2	0	2	1	0	0	-2
Team					0 0 0		0					
Totals		23-56	4-15	6-8	3 29 32	16 12 56	11	14	3	3	7	-16

Technical Fouls: NONE

Oklahoma St. - 72

Record: 10-8 (2-4)

NO. Name	Min	FG M-A	3P M-A	FT M-A	Rebounds OR DR TOT	Fouls PF FD	TP	AS	TO	ST	Blocks BS BA	+/-
4 Woody Newton	F 27:52	4-6	2-3	2-4	1 4 5	0 2 12	0	0	1	1	0	12
22 Kalib Boone	F 25:30	7-11	0-0	1-2	2 5 7	2 2 15	0	2	1	5	0	29
0 Avery Anderson, III	G 28:54	4-15	0-3	6-9	0 3 3	3 6 14	5	0	1	0	3	24
1 Bryce Thompson	G 37:24	7-12	3-3	2-2	0 9 9	1 3 19	4	1	0	0	0	22
51 John-Michael Wright	G 20:11	2-9	1-5	0-0	0 0 0	0 1 5	1	0	0	0	0	-3
5 Caleb Asberry	28:04	2-3	1-2	0-0	0 5 5	4 0 5	2	1	1	0	0	6
23 Tyreek Smith	11:34	0-4	0-0	0-0	3 0 3	1 2 0	1	1	1	1	0	-11
13 Quion Williams	12:08	1-2	0-0	0-0	1 0 1	1 0 2	0	1	0	0	0	4
33 Moussa Cisse	02:09	0-0	0-0	0-0	1 1 0	0 0 0	0	0	0	0	0	-1
2 Chris Harris Jr.	03:06	0-1	0-1	0-0	0 0 0	0 0 0	0	0	0	0	0	4
12 Naz Brown	00:47	0-0	0-0	0-0	0 0 0	0 0 0	0	0	1	0	0	-2
15 Carson Sager	00:47	0-0	0-0	0-0	0 0 0	0 0 0	0	0	0	0	0	-2
25 Bernard Kouma	00:47	0-0	0-0	0-0	0 0 0	0 0 0	0	0	0	0	0	-1
35 Weston Church	00:47	0-0	0-0	0-0	0 0 0	0 0 0	0	0	0	0	0	-1
Team					2 1 3		0					
Totals		27-63	7-17	11-17	9 28 37	12 16 72	13	7	5	7	3	16


Technical Fouls: NONE

	OU	OSU
Biggest lead	8 (1 st 0:57)	18 (2 nd 0:46)
Best Scoring Run	9 (1 st 5:05)	13 (2 nd 0:46)
Lead Changes	6	6
Times Tied	6	8
Time with Lead	11:54	23:47

Points from	OU	OSU
Turnovers	6	14
Paint	34	34
Second Chance	0	11
Fast Breaks	8	8
Bench	11	7

Period by Period Scoring	1st	2nd	TOT
OU	30	26	56
OSU	24	48	72

TV/RADIO ROSTER




**0 AVERY
ANDERSON III**

6-3 • 158 • Sr • G
Justin, Texas




**1 BRYCE
THOMPSON**

6-6 • 194 • Jr • G
Tulsa, Okla.



**2 CHRIS
HARRIS JR**

6-2 • 223 • Sr • G
Dallas, Texas



**4 WOODY
NEWTON**

6-9 • 195 • Jr • G
District Heights, Md.



**5 CALEB
ASBERRY**

6-3 • 165 • R-Sr • G
Pflugerville, Texas




**12 NAZ
BROWN**

6-0 • 181 • Fr • G
Fort Worth, Texas




**13 QUION
WILLIAMS**

6-4 • 208 • Fr • G
Jonesboro, Ark.



**15 CARSON
SAGER**

6-4 • 207 • Jr • G
Wichita Falls, Texas



**21 BROOKS
MANZER**

6-3 • 190 • So • G
Edmond, Okla.



**22 KALIB
BOONE**

6-9 • 198 • Sr • F
Tulsa, Okla.



**23 TYREEK
SMITH**

6-9 • 217 • R-Jr • F
Baton Rouge, La.




**25 BERNARD
KOUMA**

6-10 • 240 • Sr • F
N'Djamena, Chad, Africa



**33 MOUSSA
CISSE**

7-1 • 216 • Jr • F
Conakry, Guinea



**35 WESTON
CHURCH**

6-3 • 180 • Jr • G
Fairview, Okla.



**51 JOHN-MICHAEL
WRIGHT**

6-1 • 190 • Sr • G
Fayetteville, N.C.