



OKLAHOMA STATE

BASKETBALL

Communications Contact: Patrick Osborne | patrick.osborne10@okstate.edu | O: 405.744.7756 | C: 405-496-0533

2022-23 Season Details

Overall / Home / Road / Neutral: 16-9 / 11-2 / 4-5 / 1-2

Date: Tuesday, Feb. 14 (8 p.m.)

Opponent: No. 5 Kansas

Last Meeting: Kansas won, 69-67 (Lawrence)

Watch: ESPN (Chuckie Kempf & Chris Spatola)

Listen: Cowboy Radio Network

2022-23 Schedule

Date	Opponent	Time/Result	TV
11/3	Ouachita Baptist	W, 85-51	ESPN+
11/7	UTA	W, 77-66	ESPN+
11/10	Southern Ill.	L, 61-60	ESPN+
11/13	@ Oakland	W, 91-62	ESPN+
Bah Mar Hoops			
11/18	UCF	L, 60-56 (OT)	CBSSN
11/20	DePaul	W, 82-78	CBSSN
11/25	Tulsa	W, 82-56	ESPN+
11/27	PVA	W, 78-53	ESPN+
Big 12/Big East Battle			
12/1	#8 @ UConn	L, 74-64	FS1
12/6	Sam Houston	W, 65-51	ESPNU
Basketball Hall of Fame Invitational			
12/11	RV Virginia Tech	L, 70-65	ESPN2
12/17	@ Wichita State	W, 59-49	ESPNU
12/20	Texas A&M CC	W, 81-58	ESPN+
12/31	@ #4 Kansas	L, 69-67	CBS
1/2	RV WVU	W, 67-60	ESPNU
1/7	#6 Texas	L, 56-46	ESPNU
1/10	@ #11 Kansas State	L, 65-57	ESPNU
1/14	@ RV Baylor	L, 74-58	ESPN2
1/18	Oklahoma	W, 72-56	ESPNU
1/21	#12 Iowa State	W, 61-59	ESPNU
1/24	@ #10 Texas	L, 75-89	LHN
Big 12/SEC Challenge			
1/28	Ole Miss	W, 82-60	ESPN2
2/1	@ Oklahoma	W, 71-61	ESPN2
2/4	#15 TCU	W, 79-73	ESPN+
2/8	Texas Tech	W, 71-68	ESPN+
2/11	@ #11 Iowa State	W, 64-56	ESPN2
2/14	#5 Kansas	8 PM CT	ESPN
2/18	@ # 22 TCU	1 PM CT	ESPN+
2/20	@ West Virginia	6 PM CT	ESPN2
2/25	#12 Kansas State	1 PM CT	ESPNU
2/27	#9 Baylor	8 PM CT	TBA
3/4	@ Texas Tech	5 PM CT	ESPN2
3/8	Big 12 Tournament	TBA	TBA

Possible Cowboy Starters



Guard

5 Caleb Asberry | 6-3 | 165 | R-Sr. | Pflugerville, Texas

Min.	PPG	RPG	APG	BPG	SPG	FG%	3FG%	FT%
24.7	8.1	3.4	1.7	0.3	0.6	40.1	35.6	83.3

• Texas State transfer... Averaging 12.0 PPG while starting last three games.



Guard

51 John-Michael Wright | 6-1 | 190 | Sr. | Fayetteville, N.C.

Min.	PPG	RPG	APG	BPG	SPG	FG%	3FG%	FT%
28.5	9.5	2.9	1.7	0.1	1.0	38.9	36.6	79.5

• High Point transfer... 14.7 PPG while shooting 50.0 percent from three in last three games



Guard

1 Bryce Thompson | 6-6 | 194 | Jr. | Tulsa, Okla.

Min.	PPG	RPG	APG	BPG	SPG	FG%	3FG%	FT%
29.3	11.2	2.8	2.3	0.1	0.6	38.8	38.6	53.2

• Shooting 43.4 percent from behind the arc in Big 12 games this year



Forward

22 Kalib Boone | 6-9 | 198 | Sr. | Tulsa, Okla.

Min.	PPG	RPG	APG	BPG	SPG	FG%	3FG%	FT%
23.8	11.9	5.5	1.3	1.3	0.6	60.5	14.3	78.6

• Averaging 13.8 points on 65.0 percent shooting in conference games this season



Guard

4 Woody Newton | 6-9 | 195 | Jr. | District Heights, Md.

Min.	PPG	RPG	APG	BPG	SPG	FG%	3FG%	FT%
17.2	5.0	3.7	0.5	0.2	0.4	43.2	36.8	54.5

• Shooting 54.1 percent from the field and 52.9 percent from three at home this year

Other Key Cowboys



Forward

33 Moussa Cisse | 7-1 | 216 | Jr. | Conakry, Guinea

Min.	PPG	RPG	APG	BPG	SPG	FG%	3FG%	FT%
21.9	7.0	8.2	0.6	2.2	0.4	57.8	--	42.9

• Has blocked a shot in all but one game played this year



Forward

23 Tyreek Smith | 6-9 | 217 | RS-Jr. | Baton Rouge, La.

Min.	PPG	RPG	APG	BPG	SPG	FG%	3FG%	FT%
15.1	4.5	3.4	0.3	1.0	0.4	62.0	20.0	65.7

• 4.5 points per game on 65.7 percent shooting at home this season



Guard

2 Chris Harris, Jr. | 6-2 | 223 | Sr. | Dallas Texas

Min.	PPG	RPG	APG	BPG	SPG	FG%	3FG%	FT%
13.4	2.7	1.3	1.2	0.1	0.6	28.4	25.9	78.6

• Averaging 14.2 minutes per game in Big 12 contests off the bench this year

COACH CAPSULE • ROSTERS

Mike Boynton



In six seasons at the helm (this year being the sixth), Boynton has compiled an 103-82 record while leading the Cowboys to 23 wins over ranked opponents, including 11 victories over top-10 squads. Notably during the 2021-22 season, he led the Cowboys to the first win in program history over the top-ranked team in the country on the road with a 61-54 win in Waco against the Baylor Bears.

- The author of back-to-back top-25 recruiting classes, OSU's first trip to the Big 12 Championship finals since 2005 and its first NCAA Tournament victory since 2009.

HEAD COACHING RECORD

Year	Record	Big 12	Post
2022-23	16-9 (.640)	7-5 (.583)	
2021-22	15-15 (.500)	8-10 (.444)	-
2020-21	21-9 (.700)	11-7 (.611)	NCAA 32
2019-20	18-14 (.563)	7-11 (.389)	Canceled
2018-19	12-20 (.375)	5-13 (.278)	-
2017-18	21-15 (.583)	8-10 (.444)	NIT QF
Totals	103-82 (.557)	46-56 (.451)	

AS AN ASSISTANT COACH

Year	School	Role
2016-17	Oklahoma State	Asst. Coach
2013-16	Stephen F. Austin	Asst. Coach
2008-13	South Carolina	Asst. Coach
2007-08	Wofford	Assoc. HC
2005-07	Coastal Carolina	Asst. Coach
2004-05	Furman	Grad. Man.

THE COWBOYS UNDER BOYNTON

vs. Ranked Opponents	23-36
Big 12 Games	46-56
Home Games	64-30
Road Games	25-41
Neutral Games	14-11
Postseason Games	7-5
Leading at Half	82-23
Out-rebounding Opponent	69-25
Forcing 10+ Turnovers	99-66
Scoring 80+ Points	42-6

THE BOYNTON FILE

- Birthday: Jan. 17, 1982
- Hometown: Brooklyn, New York
- Alma Mater: South Carolina, 2003
- Degree: African American Studies
- Playing Career: South Carolina (2001-04)

2022-23 Rosters

NUMERICAL

No.	Name	Pos.	Ht.	Wt.	Class	Hometown
0	Avery Anderson III	G	6-3	158	Sr.	Justin, Texas
1	Bryce Thompson	G	6-6	194	Jr.	Tulsa, Okla.
2	Chris Harris Jr.	G	6-2	200	Sr.	Dallas, Texas
4	Woody Newton	G	6-9	195	Jr.	District Heights, Md.
5	Caleb Asberry	G	6-3	165	Sr.	Pflugerville, Texas
12	Naz Brown	G	6-0	181	Fr.	Fort Worth, Texas
13	Quion Williams	G	6-4	208	Fr.	Jonesboro, Ark.
15	Carson Sager	G	6-4	207	Jr.	Wichita Falls, Texas
21	Brooks Manzer	G	6-3	190	So.	Edmond, Okla.
22	Kalib Boone	F	6-9	198	Sr.	Tulsa, Okla.
23	Tyreek Smith	F	6-9	217	Jr.	Baton Rouge, La.
25	Bernard Kouma	F	6-10	240	Sr.	N'djamena, Chad
33	Moussa Cisse	F	7-1	216	Jr.	Conakry, Guinea
35	Weston Church	G	6-3	180	Jr.	Fairview, Okla.
51	John-Michael Wright	G	6-1	190	Sr.	Fayetteville, N.C.

ALPHABETICAL

No.	Name	Pos.	Ht.	Wt.	Class	Previous School
0	Avery Anderson III	G	6-3	158	Sr.	Northwest HS
5	Caleb Asberry	G	6-3	165	Sr.	Texas State
22	Kalib Boone	F	6-9	198	Sr.	Memorial HS
12	Naz Brown	G	6-0	281	Fr.	Coppell HS
35	Weston Church	G	6-3	180	Jr.	Fairview HS
33	Moussa Cisse	F	7-1	216	Jr.	Memphis
2	Chris Harris Jr.	G	6-2	223	Sr.	South Garland HS
25	Bernard Kouma	F	6-10	240	Sr.	South Plains College
21	Brooks Manzer	G	6-3	190	So.	Edmond Memorial HS
4	Woody Newton	G	6-9	195	Jr.	Syracuse
15	Carson Sager	G	6-4	207	Jr.	Rider HS
23	Tyreek Smith	F	6-9	217	Jr.	Texas Tech
1	Bryce Thompson	G	6-6	194	Jr.	Kansas
13	Quion Williams	G	6-4	208	Fr.	Jonesboro HS
51	John-Michael Wright	G	6-1	190	Sr.	High Point

COACHES

Name	Role	Season at OSU (alma mater)
Mike Boynton, Jr.	Head Coach	Sixth season (South Carolina, 2003)
Terrence Rencher	Assistant Coach	Second Season (Texas, 2007)
Larry Blunt	Assistant Coach	Second Season (James Madison, 2005)
David Cason	Assistant Coach	Second Season (Illinois State, 1996)
Keiton Page	Director of Player Development	11th season (Oklahoma State, 2012)
Scott Sutton	Director of Basketball Admin.	Sixth season (Oklahoma State, 1995)
Mark Mitchell	Strength & Conditioning Coach	Second Season (Eastern Michigan, 2010)
Kris Quintana	Video Coordinator	First Season (St. John's University, 2016)

PRONUNCIATIONS

No.	Name	Pronunciation
5	Caleb Asberry	As-berry
12	Naz Brown	Nah-z
13	Quion Williams	Key-on
22	Kalib Boone	Caleb
25	Bernard Kouma	COO-muh
33	Moussa Cisse	See-Say

GAME NOTES

Facing Kansas- Here's The Scout

- Oklahoma State men's basketball is set to return home to face No. 5 Kansas on Tuesday in what will be another pivotal matchup in the Big 12. Tip is set for 8 p.m. on ESPN with Chuckie Kepmf and Chris Spatola on the call while Cowboy fans can listen to Dave Hunziker and John Holcomb on the Cowboy Radio Network or Varsity App.
- The Jayhawks enter the contest with a 20-5 record on the season, including an 8-4 mark in Big 12 play. After starting the year 16-1, Kansas hit a speed bump, losing three straight conference games to Kansas State, TCU and Baylor. Since then, they've won four of five, with the only loss in that stretch coming to Iowa State.
- Kansas leads the all-time series 122-60, including having won four in a row and nine of ten. The only Oklahoma State win in that stretch came in Stillwater in 2021, when Cade Cunningham had 18 points and seven rebounds in 38 minutes. The Cowboys have held their own at home, though, having won 36 of 75 all time meetings in Stillwater.
- The Cowboys enter this one playing their best basketball of the season, having won five straight and seven of the last eight. The span includes all three of OSU's ranked wins this season (Iowa State twice and TCU) and has generated its longest win streak since the beginning of last season. During its five-game win streak, Oklahoma State is holding opponents to just 63.6 points per game on 38.9 percent shooting from the field and 28.2 percent from three while out-rebounding opponents by over five per game.
- Round one of this year's Oklahoma State-Kansas series went to the Jayhawks in a thriller. Oklahoma State held a 15-point halftime advantage, its largest on the road this season, before Kansas battled back to win 69-67. Bryce Thompson matched a career-high in scoring against his former team, posting 23 points with seven made threes in the loss. John-Michael Wright added 19 as well.

The New Sheriffs In Town

- John-Michael Wright, a High Point transfer, brings experience and poise to the Oklahoma State locker room. In the 2021-22 season, his junior year of eligibility, he played and started in all 32 games for High Point while averaging 34.9 minutes per contest. He shot .410 from the field and .363 from behind the arc as he averaged 18.4 points, 4.4 rebounds and 3.4 assists.
- He finished the year with the eighth-best assist-turnover ratio in the Big South, the ninth-best field goal percentage, had the second-most free throw attempts (third-most made), led the conference in scoring average and had the eighth-most assists.
- Alongside Wright from the transfer ranks is Caleb Asberry from Texas State. He started all 29 games during the 2021-22 season, the only Bobcat to do that, as he led the team in scoring with a career-high 13.6 points and also paced the team in minutes played (847), steals (37), three-pointers made (63).
- Asberry was notably a two-time All-Sun Belt (2021: Third Team, 2022: First Team) selection.
- The lone freshman of the group, Quion Williams, joins the Cowboys from Jonesboro. During his high school career, Williams helped lead his team to two state championships and a 30-3 record.

Mid-Season Quick Hitters

- Woody Newton has started the last eight games, marking the first eight starts of his career, and has averaged 25.7 minutes with 7.1 points, 4.5 rebounds and 45.5 percent from three.
- After the Wichita State result earlier this season in Wichita, Oklahoma State has now held at least one opponent to less than 50 points in a game in back-to-back seasons for the first time since 2016.
- There have been 17 seasons since the 2000-01 year that OSU had at least one game holding an opponent to less than 50 points while the program has done so in back-to-back seasons 13 times during the stretch.
- Just three teams, Baylor, Texas and TCU, have scored more than 69 points on the Cowboys in 12 Big 12 games thus far while only two (TCU and Texas Tech) have scored more than 60 in Stillwater.
- Only four teams (UT Arlington, Southern Illinois, TCU and Texas Tech) have scored more than 60 points in GIA this season through the first 13 home games of the season.
- A big part of those numbers? The Cowboys have held a 72-29 blocked shots advantage at home, with Cisse leading the way at 25. Boone has recorded 17, himself.
- For the first time in his career, Kalib Boone was named the Big 12 Player of the Week last week. Boone averaged 21.5 points and 5.0 rebounds as the surging Cowboys won three straight games and five of six.
- For his efforts against Iowa State and Oklahoma last month, Oklahoma State's Avery Anderson III was named the Big 12 Player of the Week. He averaged 16.0 points per game. The honor was the first of his career.
- Mike Boynton's late season success has continued this year. Boynton's teams are 17-11 in February in the last four seasons, including a 4-0 mark so far this year against America's toughest conference. His teams are also 16-7 in March in his six seasons at Oklahoma State.

#5 Kansas At A Glance

Record: 20-5, 8-4 Big 12

Leading scorer: Jalen Wilson (20.6)

Leading rebounder: Jalen Wilson (8.3)

Leader in assists: Dajuan Harris (6.0)

Streak coming into game: W2

Record in away games this year: 5-3

Head coach: Bill Self

Big 12 Standings

School	Big 12	Overall
Texas	9-3	20-5
Baylor	8-4	19-6
Kansas	8-4	20-5
Kansas State	7-5	19-6
Iowa State	7-5	16-8
Oklahoma State	7-5	16-9
TCU	6-6	17-8
West Virginia	4-8	15-10
Oklahoma	2-10	12-13
Texas Tech	2-10	13-12

***as of 2/12**

OSU Vs. The Averages

- VA Tech - 74.7 points and 36.8 rebounds

vs. OSU - 70 points and 37 rebounds

- WSU - 64.8 points and 36.7 rebounds

vs. OSU - 49 points and 27 rebounds

- TACC - 78.9 points and 36.9 rebounds

vs. OSU - 58 points and 29 rebounds

- KU - 78.2 points and 37.9 rebounds

vs. OSU - 69 points and 35 rebounds

- WVU - 78.1 points and 34.6 rebounds

vs. OSU - 60 points and 37 rebounds

- Texas - 80.1 points and 35.5 rebounds

vs. OSU - 56 points and 39 rebounds

- KSU - 78.2 points and 35.7 rebounds

vs. OSU - 65 points and 42 rebounds

- BU - 80.6 points and 36.5 rebounds

vs. OSU - 74 points and 41 rebounds

- OU - 68.5 points and 31.8 rebounds

vs. OSU - 56 points and 32 rebounds

- ISU - 70.8 points and 33.7 rebounds

vs. OSU - 59 points and 39 rebounds

- Ole Miss - 67.5 points and 37.2 rebounds

vs. OSU - 60 points and 29 rebounds

- OU - 68.5 points and 32.2 rebounds

vs. OSU - 61 points and 32 rebounds

- TCU - 77.5 points and 36.9 rebounds

vs. OSU - 73 points and 29 rebounds

- TTU - 74.2 points and 34.9 rebounds

vs. OSU - 68 points and 31 rebounds

- ISU - 70.7 points and 33.6 rebounds

vs. OSU - 56 points and 34 rebounds

Dating back to last season, OSU has held 26 of its past 28 opponents under their season scoring average

GAME NOTES

2022-23 Team NCAA Ranks

Category	NCAA Rank	BI2 Rank	Stat
Assist/turnover Ratio	273	10	0.9
Assists Per Game	194	9	13.0
Bench Points Per Game	203	5	18.3
Blocks Per Game	14	1	5.3
Effective FG Percentage	217	10	50.0
Fastbreak Points	230	9	8.3
Field Goal Percentage	205	10	44.1
FG Percentage Defense	5	1	38.2
Fouls Per Game	219	5	17.3
FT Attempts Per Game	166	7	18.0
Free Throw Percentage	215	9	70.5
FT Made Per Game	177	8	12.7
Rebound Margin	91	3	3.3
Rebounds (Defensive) Per Game	65	1	26.4
Rebounds (Offensive) Per Game	157	6	10.4
Rebounds Per Game	80	1	36.9
Scoring Defense	31	2	63.4
Scoring Offense	233	9	69.2
Steals Per Game	221	9	6.0
3-point Attempts Per Game	183	2	21.5
3-point Percentage	271	9	32.4
3-point Percentage Defense	17	2	29.6
3-pointers Per Game	230	7	7.0
Turnover Margin	250	9	-0.8
Turnovers Forced Per Game	130	9	13.5
Turnovers Per Game	306	9	14.3
Winning Percentage	102	7	64.0

Cowboys in the Rankings... Close

- In the latest AP rankings as of Feb. 13, Oklahoma State earned 23 votes. The mark was the sixth-most for teams outside the official top-25.
- Oklahoma State was last inside the AP's rankings on March 15 when it checked in at No. 11 in the polls.
- All-time, the Cowboys are 353-147 (.706) when ranked in the poll, 169-54 (.758) when ranked inside the top-10 and 82-26 (.759) when ranked inside the top-5.
- OSU last made an appearance in the AP's rankings during the 2020-21 season, doing so four times. It was the first time OSU had made an appearance since Feb. 16, 2015.
- The Cowboys have plenty of opportunities to earn their spot in the rankings as they will face No. 5 Kansas on Tuesday, No. 22 TCU on Saturday and West Virginia next Monday.

Getting Hot At The Right Time

- Oklahoma State is playing its best ball at an opportune time, having won five straight and seven of its last eight. Six of those wins have come against Big 12 opponents, pushing the Cowboys over .500 in conference play at 7-5 and keeping them within striking distance of the top half of the league.
- During this stretch, OSU has held opponents to just 65.3 points per game while allowing them to shoot only 40.8 percent from the field and 30.7 percent from beyond the arc. The Cowboys, in comparison, are scoring 71.9 points per game while shooting 46.0 percent from the field and 34.2 percent from three.
- Much of the Cowboys recent success can be attributed to the stellar play of Kalib Boone. The OSU big man was named Big 12 Player of the Week last week and is averaging 15.5 points, 5.5 rebounds and 1.4 blocks per game while shooting 69.0 percent from the field in the last eight games.
- John-Michael Wright has also been a key component for the Cowboys as of late, taking on more ball-handling and scoring duties in the absence of Avery Anderson III. Wright is averaging 10.9 points per game while shooting 44.9 percent from the field and 42.1 percent from three in the last eight games.

1,000-Point Club

- Avery Anderson III joined Oklahoma State's 1,000-career point club against Oklahoma earlier this month in Gallagher-Iba Arena. While teammates Caleb Asberry and John-Michael Wright won't count toward the OSU records, as they transferred in at the start of the season, they are both part of the larger club that spans the nation.
- Around the league, Kansas State, Iowa State and Texas all have four on their current roster while Oklahoma State and Texas Tech have three. Oklahoma, Baylor, Kansas, West Virginia and TCU have two.
- For Wright, he currently has the 46th-most career points in Division I basketball and is fifth among current Big 12 players.
- Wright is within striking distance of finishing with 1,000 points, 500 rebounds (4 away) and 300 assists (6 away).

Moussa Got Better Last Season - And Here's The Numbers To Show It

- Based on his first 15 games in Stillwater last season, in comparison to the final 15 of last year, the evidence shows Moussa Cisse got better as the year went along and was playing his best basketball at the end of the season.
- Through his first 15 contests as a Cowboys, Cisse was shooting 49.2 percent from the field while averaging 5.4 rebounds, 6.4 points and was playing 17.5 minutes per game.
- Flip it to the last 15 games, and Cisse shot 61.5 percent from the field while averaging 7.5 rebounds with 8.1 points and was playing 22.4 minutes per game.
- Just looking at the last 10 games of the season, he recorded a double-double in three contests (West Virginia, Baylor and Oklahoma) and had multi-digit rebounds in six of them, including all of the final four.
- In that stretch of games down the stretch, the numbers immediately jump out from the West Virginia win on Feb. 12. Cisse posted 18 points with 10 rebounds, six of which came on the offensive side of the ball.

The 100 Games Played Club Gained Two More

- Oklahoma State's Avery Anderson III and Kalib Boone both played in their 100th game in a Cowboy uniform against Kansas in the Big 12 opener for the Cowboys. In doing so, they became the first two players on the current roster to play 100 college basketball games. John-Michael Wright, who transferred in, played his 100th basketball game against West Virginia.
- Other notable members of the club include Darwyn Alexander, Joe Adkins, James Anderson, Markel Brown, Terry Collins, JamesOn Curry, Byron Eaton, Marcus Dove, Phil Forte, Isaac Likekele, Desmond Mason, Ivan McFarlin, Marshall Moses, Keiton Page and more.
- Anderson III's first game came on Nov. 6, 2019, in an 80-75 win against Oral Roberts in Gallagher-Iba Arena. He played 13 minutes with five points, two steals and an assist.
- Kalib Boone's first game was the same night. He played 10 minutes, bringing in four rebounds and recorded two blocks.

GAME NOTES

The Upcoming Schedule

- Oklahoma State is gearing up for the stretch run, with only six games left before the Big 12 conference tournament. Three of those six games will come on the road - TCU, West Virginia and Texas Tech - while the Cowboys will host Kansas, Kansas State and Baylor.
- OSU is in the midst of a five-game win streak, its longest of the season. The streak began with a dominant win over Ole Miss in the Big 12/SEC Challenge before the Cowboys completed a sweep of Oklahoma in Norman. They then returned home to knock off then No. 15 TCU and beat Texas Tech last Wednesday. The fifth win in a row took place in Ames on Saturday, where the Cowboys completed a season sweep of the Cyclones for the second time in the last three seasons.
- Oklahoma State will look to maintain its momentum through one of its toughest stretches of the season, as four of its final six opponents are currently ranked in the AP Top 25. They'll start with a home test against No. 5 Kansas on Tuesday before heading south to Fort Worth to attempt to sweep No. 22 TCU. They'll follow that with a trip to Morgantown to take on West Virginia before heading home to host No. 12 Kansas State.
- The Cowboys' schedule will conclude with a home date against No. 9 Baylor before a trip to Lubbock for their regular-season finale.
- Mike Boynton's teams have a history of peaking this time of year, as they are 17-11 in the last four seasons in the month of February, including a 4-0 mark so far this year. Boynton's teams are also 16-7 in March in his six seasons as head coach at Oklahoma State, including a 4-3 record in the Big 12 Tournament.

An Oklahoma State Win Would...

- Improve the Cowboys to 61-122 in the Kansas series dating back to 1926
- Extend the Cowboys' win streak to six, its longest since the beginning of the 2020-21 season.
- Be its second in the last three meetings in Stillwater.
- Snap a four-game losing streak to the Jayhawks.
- Improve the Cowboys to 37-39 all-time against Kansas at home.
- Be the Cowboys' fourth win over a ranked opponent this season.
- Give OSU back-to-back wins over ranked opponents for the first time since the 2021 Big 12 Tournament.
- Give Mike Boynton 24 wins over ranked opponents in his career.
- Be Mike Boynton's 104th career win, putting him three shy of Paul Hansen for fourth-most in school history.
- Improve OSU to 5-0 in the month of February for the first time since 2013.
- Be the Cowboys' eighth conference win this season, matching their total from last season.
- Be the Cowboys' fifth-straight conference win, their longest such streak since 2021.

Streaks and Trends

- OSU has made at least one three-pointer in 752 consecutive games dating back to Jan. 13, 2001.
- The Cowboys have posted 10 or more assists in 32 of their past 37 games dating back to last season.
- Dating back to last season, OSU has held 27 of its past 29 opponents under their season scoring average.
- Oklahoma State has reached double-digit second chance points in eight of 12 conference games this season, with a high of 16 against Kansas State and Baylor.
- As a team, the Cowboys have reached at least three blocks in 24 of 25 games this season. OSU leads the Big 12 with 5.3 blocked shots per game, which ranks 14th in the country.
- OSU has held 20 of its 25 opponents to 35 percent shooting or less from the three-point line while 15 of 24 have shot less than 30 percent. The Cowboys rank 17th in the country in three-point defense, holding opponents to 29.6 percent.
- The Cowboys have made 10 or more free throws in 18 of 25 games this season after doing so in 18 of their 30 games last season.
- OSU has forced 10 or more turnovers in 16-straight Big 12 games.
- Oklahoma State has recorded at least five steals in 21 of its 25 games this season.
- Kalib Boone has scored 13 or more points in eight of his last 11 games and has scored 18 or more in four of the last six.
- Boone has posted 96 points while shooting 38-51 from the field in his last six games.
- OSU has recorded five or more blocks in six of its seven road games this season.
- Bryce Thompson continues to shoot the three at a high clip in conference play, making 43.4 percent of his attempts while averaging 1.9 makes per game.
- The Cowboys have shot better than 40 percent from the field in eight-straight games, their longest such streak of the season.
- Oklahoma State is 15-3 when they shoot the same percentage or better than their opponent from the field this season. They are 1-6 when their opponent has a higher field goal percentage.

THE COWBOYS IN GALLAGHER-IBA ARENA

	W	L	Win %
Overall	849	252	77.1%
Non-Conference	452	55	89.2%
Non-Con Since 1989	237	15	94.0%
Conference	395	196	66.8%
Big 12	155	68	69.5%

Noting The Program

Five Oklahoma State representatives have earned the highest honor in basketball - enshrinement in the Naismith Memorial Basketball Hall of Fame in Springfield, Massachusetts. From Bob Kurland, who went into the Hall in 1961, to Eddie Sutton's selection in 2020, Cowboy basketball has made its presence felt in the world of basketball. Among its peer schools in the Big 12, only Kansas has more Naismith Hall of Famers than Oklahoma State.

Four members of the Cowboy family have also earned a place in the National Collegiate Basketball Hall of Fame in Kansas City, Missouri. The Hall opened in 2006, and Mr. Henry Iba, Don Haskins and Bob Kurland were all enshrined in the inaugural class. Eddie Sutton earned his spot in the Hall in 2011.

NAISMITH HALL OF FAMERS

Bob Kurland	Enshrined in 1961
Mr. Henry Iba	Enshrined in 1969
Don Haskins	Enshrined in 1997
Bill Self	Enshrined in 2017
Eddie Sutton	Enshrined in 2020

COLLEGE BASKETBALL HALL OF FAMERS

Don Haskins	Inducted in 2006
Mr. Henry Iba	Inducted in 2006
Bob Kurland	Inducted in 2006
Eddie Sutton	Inducted in 2011

OSU was the first Division I men's basketball program to win back-to-back national titles. Then known as the Aggies, Oklahoma A&M produced the best record in school history, going 31-2. A&M became the first school in NCAA history to win back-to-back national basketball titles in front of 18,479 fans inside Madison Square Garden.

The Aggies defeated long-time rival Kansas 49-38 for the district title and defeated Baylor 44-29 in the semifinals of the Western Regionals in Kansas City. A 52-35 victory over California in the regional finals sent A&M to New York for the second-consecutive year, this time against North Carolina.

The Aggie defense was dominant, limiting the Tar Heels to just 17 points at halftime and holding on for a 43-40 victory.

Kurland led the nation in scoring, averaging 19.5 ppg. A&M held its opponents to just 32.1 points per contest, leading the nation in scoring defense.

Alongside Kurland, Parks and Williams were later silver medalists at the FIBA World Championships. A.L. Bennett, a sophomore at the time, was named an All-American two years later.

STARTERS / SPECIALTY STATS / MISCELLANEOUS

2022-23 STARTING LINEUPS

Opponent	Starter	Starter	Starter	Starter	Starter
UTA	Cisse	Boone	Thompson	Anderson	Wright
SIU	Cisse	Boone	Thompson	Anderson	Wright
Oakland	Cisse	Boone	Thompson	Anderson	Wright
UCF	Cisse	Boone	Thompson	Anderson	Wright
DePaul	Cisse	Boone	Thompson	Anderson	Wright
Tulsa	Cisse	Boone	Thompson	Anderson	Wright
PVAMU	Cisse	Boone	Thompson	Anderson	Wright
UConn	Cisse	Boone	Thompson	Anderson	Wright
Sam Houston	Cisse	Boone	Thompson	Anderson	Wright
Va Tech	Cisse	Boone	Thompson	Anderson	Wright
Wichita State	Cisse	Boone	Thompson	Anderson	Wright
Texas A&M CC	Cisse	Boone	Thompson	Anderson	Wright
Kansas	Cisse	Boone	Thompson	Anderson	Wright
WVU	Cisse	Boone	Thompson	Anderson	Wright
Texas	Smith	Boone	Thompson	Anderson	Wright
K-State	Smith	Boone	Thompson	Anderson	Wright
Baylor	Smith	Boone	Thompson	Anderson	Wright
Oklahoma	Newton	Boone	Thompson	Anderson	Wright
Iowa State	Newton	Boone	Thompson	Anderson	Wright
Texas	Newton	Boone	Thompson	Anderson	Wright
Ole Miss	Newton	Boone	Thompson	Anderson	Wright
Oklahoma	Newton	Boone	Thompson	Anderson	Wright
TCU	Newton	Boone	Thompson	Asberry	Wright
Texas Tech	Newton	Boone	Thompson	Asberry	Wright
Iowa State	Newton	Boone	Thompson	Asberry	Wright

2022-23 SPECIALTY STATS

Opponent	OKLAHOMA STATE					OPPONENTS				
	Paint	Off/TO	2nd	Brk	Bench	Paint	Off/TO	2nd	Brk	Bench
UTA	28	17	9	11	18	32	17	10	13	43
SIU	28	15	7	15	15	24	8	5	6	16
Oakland	42	19	5	19	33	32	7	6	8	18
UCF	26	20	15	4	26	12	18	8	0	26
DePaul	42	16	12	2	23	26	17	11	4	12
Tulsa	44	18	17	14	29	30	13	16	10	29
PVAMU	42	20	18	7	24	16	12	0	8	17
UConn	32	8	17	2	20	26	27	17	9	11
Sam Houston	24	16	18	13	18	20	14	12	10	17
Va Tech	28	14	11	8	16	24	19	10	7	12
Wichita State	16	11	1	2	7	30	11	6	8	18
Texas A&M CC	32	9	6	9	33	18	10	5	8	33
Kansas	18	22	15	6	17	24	7	19	1	14
WVU	34	12	12	8	12	14	13	8	8	11
Texas	14	8	12	3	13	16	11	16	3	18
K-State	30	10	16	9	24	20	19	0	11	17
Baylor	24	8	16	9	26	26	8	11	9	15
Oklahoma	34	14	11	8	7	34	6	0	8	11
Iowa State	14	12	2	9	12	38	17	11	8	14
Texas	30	11	4	9	19	22	20	16	2	29
Ole Miss	36	13	12	7	18	30	13	9	13	22
Oklahoma	44	10	13	2	23	22	14	2	5	24
TCU	42	17	9	14	11	30	23	10	17	19
Texas Tech	36	13	12	15	19	30	14	8	12	11
Iowa State	16	10	4	2	9	24	15	8	7	17

Week-By-Week In The Rankings

Week	Preseason	11/14	11/21	11/28	12/8	12/12	12/19	12/26	1/5
AP Poll	NA	NA	NA	NA	NA	NA	NA	NA	NA
Coaches	NA	NA	NA	NA	NA	NA	NA	NA	NA
N.E.T.	NA	NA	NA	NA	52	54	46	46	35
KenPom	34	33	40	34	34	34	34	30	26

Week	1/9	1/16	1/23	1/30	2/6	TBA	TBA	TBA	Final
AP Poll	NA	NA	NA	NA	NA				
Coaches	NA	NA	NA	NA	NA				
N.E.T.	40	56	42	43	35				
KenPom	28	38	34	33	29				

OSU's Largest ...

Overall win... 29 (11/13 at Oakland)
 Overall loss... 16 (1/14 at Baylor)
 Overall lead... 36 (11/13 at Oakland)
 Overall deficit... 28 (1/14 at Baylor)
 Overall deficit overcome... 16 (1/21 vs. No. 12 Iowa State)
 Overall Lead conceded... 17 (11/18 vs. UCF)
 Largest scoring run... 17-0 (11/25 vs. Tulsa)
 Largest scoring run allowed... 15-0 (12/1 at No. 8 UConn)
 Halftime lead... 24 (12/20 vs. Texas A&M CC)
 Halftime lead conceded... 15 (12/31 at No. 4 Kansas)
 Halftime deficit... 17 (12/1 at No. 8 UConn)
 Halftime deficit overcome... 10 (1/21 vs. No. 12 Iowa State)

Misc. Statistics

Double-Doubles	Record By Uniform
Cisse	5
Boone	1
Orange	2-3
White/Cowboys	7-0
White/Cursive	3-2
Blue	1-1
Black	1-2
Gray	1-1
Dunks	
Boone	39
Cisse	32
Smith	14
Asberry	4
Newton	2
Anderson	1
Wright	1
Total	93

Boynton by Opponent

Arkansas	1-1	Pepperdine	1-0
Austin Peay	1-0	Prairie View A&M	2-0
Baylor	3-9	Pittsburgh	1-0
Central Arkansas	1-0	Sam Houston	1-0
Cleveland State	1-0	South Carolina	1-0
Charlotte	1-1	Southern Illinois	0-1
Charleston	3-0	Southeastern La.	1-0
DePaul	1-0	Stanford	1-0
Georgetown	0-1	Syracuse	1-0
Houston	1-2	TCU	4-8
Houston Baptist	1-0	Texas	5-8
Iowa State	9-4	Texas A&M	1-1
Kansas	3-9	TAMU-Corpus Christi	2-0
Kansas City	1-0	UT Arlington	3-0
Kansas State	5-6	UCF	0-1
Florida	0-1	UConn	0-1
Florida Gulf Coast	1-0	UTSA	1-0
Florida State	1-0	Texas Southern	1-0
Liberty	1-0	Texas Tech	6-5
LSU	1-0	Tulsa	1-0
Marquette	1-0	UMass-Lowell	1-0
Memphis	1-0	UTRGV	1-0
Minnesota	0-2	Tulsa	1-1
Mississippi	1-0	Villanova	0-1
Mississippi Valley St.	1-0	Virginia Tech	0-1
NC State	1-0	Western Kentucky	0-1
Nebraska	0-1	West Virginia	7-5
Oakland	2-1	Western Michigan	1-0
Oklahoma	8-5	Wichita State	2-3
Ole Miss	1-0	Xavier	0-1
Oral Roberts	4-0	Yale	1-0
Oregon State	0-1		

RECORDS WATCH / OSU'S RECORD WHEN ...

Records Watch

Points In A Career

35.	1,129	8.8	Chianti Roberts (1993-97)
36.	1,112	15.9	Richard Dumas (1987-90)
37.	1,111	16.3	John Lucas (2003-05)
38.	1,064	16.6	Marcus Smart (2012-14)
39.	1,061	9.7	Avery Anderson III (2020-Present)
40.	1,032	9.1	Royce Jeffries (1986-90)
41.	1,022	15.3	Tony Allen (2002-04)
42.	1,021	13.3	K.C. Kincaide (1972-75)
43.	1,020	8.4	Marshall Moses (2007-11)
44.	1,019	15.0	Joey Graham (2003-05)
45.	1,015	8.9	Isaac Likekele (2018-22)
--			
	1,736	15.6	John-Michael Wright (2022-Present) ***
	1,109	10.5	Caleb Asberry (2022-Present) ***

Blocks In A Career

5.	167	1.7	Leroy Combs (1979-83)
6.	164	1.6	Michael Cobbins (2011-15)
7.	156	1.2	Ivan McFarlin (2001-05)
8.	145	2.3	Yor Anei (2018-20)
9.	137	1.2	Kalib Boone (2019-Present)
10.	113	0.8	Markel Brown (2010-14)
11.	111	0.8	Mitchell Solomon (2014-18)
12.	101	1.0	Marcus Dove (2004-08)
13.	100	2.0	Moussa Cisse (2021-Present)
14.	92	0.7	Desmond Mason (1996-2000)
15.	91	1.0	Johnny Pittman (1988-91)

Steals In A Career

5.	169	2.7	Brooks Thompson (1992-94)
6.	167	1.3	Darwyn Alexander (1988-92)
7.	164	1.2	Phil Forte (2012-17)
8.	160	1.4	Isaac Likekele (2018-22)
9.	159	1.3	Byron Houston (1988-92)
10.	158	1.7	Victor Williams (2000-03)
	158	1.2	Desmond Mason (1996-00)
12.	156	1.4	Avery Anderson III (2019-Present)
13.	155	1.4	Matt Clark (1978-83)
14.	154	1.2	Joe Adkins (1996-00)
15.	151	1.2	Chianti Roberts (1993-97)
16.	144	1.1	Keiton Page (2008-12)

Field Goal Percentage In A Career

1.	60.0	Kalib Boone (2019-Present)	343-572
	58.5	Bryant Reeves (1991-95)	874-1495
3.	58.4	Ivan McFarlin (2001-05)	608-1041
4.	56.8	Royce Jeffries (1986-90)	406-715
5.	56.5	Alex Webber (1996-2000)	203-359

Big 12 Blocks In A Career

1.	2.0	72	Yor Anei (2019-20)
2.	1.9	44	Moussa Cisse (2021-Present)
	1.9	119	Andre Williams (2000-03)
4.	1.7	91	Michael Cobbins (2012-15)
5.	1.2	76	Ivan McFarlin (2002-05)
6.	1.1	53	Marcus Dove (2005-08)
	1.1	70	Kalib Boone (2020-Present)
7.	1.0	33	Philip Jurick (2012-13)
	1.0	32	Tony Allen (2003-04)
10.	0.9	63	Mitchell Solomon (2014-18)
	0.9	64	Markel Brown (2011-14)
12.	0.8	30	Kamari Murphy (2013-14)

Big 12 Steals In A Career

1.	3.0	99	Marcus Smart (2013-14)
2.	2.0	64	Tony Allen (2003-04)
3.	1.9	35	Anthony Hickey (2015)
4.	1.7	107	Byron Eaton (2006-09)
5.	1.7	81	Victor Williams (2001-03)
6.	1.5	54	Rondel Walker (2020-22)
7.	1.4	87	Joe Adkins (1997-2000)
	1.4	39	Jawun Evans (2015-2017)
8.	1.3	78	Avery Anderson III (2019-Present)

Wins As Oklahoma State Head Coach

1.	Henry P. Iba (1934-70)	653 (970 games)
2.	Eddie Sutton (1990-2006)	368 (519 games)
3.	Travis Ford (2008-16)	155 (266 games)
4.	Paul Hansen (1979-86)	107 (196 games)
5.	Mike Boynton (2017-Present)	103 (185 games)

OSU's Record When

	2022-23	Boynton Era
Overall	16-9	103-82
Big 12 Conference games only	7-5	46-56
Non-Conference games only	9-4	57-26
Home games	11-2	64-30
Away games	4-5	25-41
Neutral games	1-2	14-11
vs. AP Top 25	3-5	23-36
vs. KenPom Top 50	6-7	39-66
vs. KenPom 51-100	4-3	19-14
Leading at halftime	13-4	82-23
Tied / Trailing at halftime	3-5	21-59
Shooting 50 percent or better	6-0	29-3
Shooting less than 50 percent	10-9	74-78
Shooting same/better than opponent	15-3	88-23
Shooting worse than opponent	1-6	15-58
Opp. shoots 50 pct. or better	0-1	4-22
Opp. shoots less than 50 pct.	15-9	54-51
Opp. shoots less than 40 pct.	13-6	71-20
Out-rebounding opponent	13-4	69-25
Opp. has more/same # of rebounds	3-5	34-57
Committing fewer TOs than opponent	8-3	55-37
Committing more or same # of TOs	8-6	48-45
Forced less than 10 turnovers	1-2	5-17
Forced 10-14 turnovers	9-3	48-32
Forced 15-19 turnovers	6-3	40-26
Forced 20-plus turnovers	0-1	11-7
Making more FTs than opponent	9-3	69-19
Making fewer or same # of FTs	7-6	34-63
Scoring 80-89 points	4-0	34-8
Scoring 90-99 points	1-0	6-0
Scoring 100-plus points	0-0	2-0
Opponent scores less than 50 points	1-0	7-0
Opponent scores less than 60 points	8-1	13-5
Opponent scores less than 70 points	14-5	53-19
Opponent scores less than 80 points	16-8	49-43
Opponent scores 80-plus points	0-1	6-23
Opponent scores 90-plus points	0-0	2-3
Opponent scores 100-plus points	0-0	0-1
Final Margin: 1-3 points	2-2	16-16
4-6 points	2-2	20-14
7-10 points	4-3	22-17
11-15 points	2-1	15-19
16-19 points	1-1	11-7
20-plus points	5-0	19-9
National television		
CBS	0-1	3-5
CBS Sports	1-1	1-1
ABC	--	2-1
ESPN	--	10-8
ESPN2	3-2	16-26
ESPNU	4-2	21-19
ESPNNews	--	2-3
FloHoops	--	1-0
Longhorn Network	0-1	0-3
Fox Sports 1 / 2	--	2-0
FSN / FCS	0-1	12-3
Big Ten Network	--	0-2
TNT/TBS	--	1-1
ESPN+ / ESPN3	8-1	27-9
Miscellaneous		
Oklahoma State's all-time record		1,729-1,225
Consecutive Games With 3-Pointer		752

PLAYER SPOTLIGHT

O AVERY ANDERSON III

Guard • 6-3 • 158 • Senior • Justin, Texas • Northwest HS



- Asserted himself as a true scoring threat as he led the Cowboys in three-point percentage and points.
- In 30 games, earned 30 starts and averaged 28.6 minutes per game with 12.1 points. Averaged 3.1 rebounds with 2.3 assists and 1.8 steals.
- Opened his junior campaign with 13 points against UT-Arlington on Nov. 9 in OSU's win.
- In a tough home stretch against Wichita State, Xavier and Cleveland State, recorded double-digit scoring three-straight games as he scored 17 against Wichita State, 26 against Xavier then followed it up with 29 in the win over Cleveland State.
- Recorded a season-best seven rebounds at West Virginia on Jan. 11.
- Scored a career-high 34 points on Jan. 26 at home against Iowa State. It was one of just 11 30-point games that season from Big 12 athletes and was the second most scored. Only Ochai Agbaji (37 points against Texas Tech) scored more in a game on the season in the Big 12.
- Had a season-best streak of seven games starting at TCU on Feb. 8 in which he finished with double-digit scoring. Streak included games against Kansas State, Baylor, at Oklahoma and at Iowa State.
- In total, had 15 double-digit scoring games in OSU's 30 contests.
- Was a threat defensively, most notably in the win over Iowa State on March 2. Recorded a season-best five steals to help OSU hold Iowa State to just 36 points. On the season, he finished with fourth-best steals per game average in the conference (1.77).
- Averaged the 14th-most points per game in the Big 12.
- Speaking of Big 12 standings, also had the sixth-best free throw percentage (.761).
- In conference only games, had the 17th-best scoring average (11.94) 11th-best assists per contest average (2.61), ninth-best free throw percentage (.773) and the fourth-best steals per game average (1.67).

2022-23 GAME-BY-GAME STATS

#0 ANDERSON, III, Avery

Opponent	Date	GS	MIN	Total		3-Pointers		Free throws		Rebounds			PF	A	TO	BLK	STL	PTS	AVG	
				FG-FGA	PCT	3FG-3FGA	PCT	FT-FTA	PCT	OFF	DEF	TOT								AVG
UT Arlington	11/07/2022	*	25:21	2-9	.222	0-4	.000	3-3	1.000	0	7	7	7.0	5	1	1	2	7	7.0	
Southern Ill.	11/10/2022	*	30:56	7-15	.467	0-1	.000	0-0	.000	0	3	3	5.0	2	3	3	0	5	14	10.5
at Oakland	11/13/2022	*	32:53	7-10	.700	1-1	1.000	3-3	1.000	0	2	2	4.0	2	7	3	1	1	18	13.0
vs UCF	11/18/2022	*	38:15	1-7	.143	0-4	.000	10-12	.833	0	6	6	4.5	2	5	4	1	2	12	12.8
vs DePaul	11/20/2022	*	30:11	4-9	.444	1-3	.333	7-9	.778	1	1	2	4.0	4	1	4	0	2	16	13.4
Tulsa	11/25/2022	*	21:09	2-7	.286	0-2	.000	2-2	1.000	0	5	5	4.2	4	3	4	0	2	6	12.2
Prairie View	11/27/2022	*	27:45	4-8	.500	1-4	.250	7-8	.875	2	2	4	4.1	1	3	1	0	1	16	12.7
at UConn	12/01/2022	*	31:05	5-13	.385	0-1	.000	4-4	1.000	2	3	5	4.3	4	0	3	0	2	14	12.9
Sam Houston	12/06/2022	*	29:11	3-8	.375	1-3	.333	3-3	1.000	1	2	3	4.1	2	4	2	0	1	10	12.6
vs Virginia Tech	12/11/2022	*	28:24	5-9	.556	3-5	.600	2-2	1.000	0	2	2	3.9	2	4	5	1	3	15	12.8
vs Wichita St.	12/17/2022	*	27:37	1-5	.200	0-4	.000	6-6	1.000	0	5	5	4.0	3	0	2	0	4	8	12.4
A&M-Corpus Christi	12/20/2022	*	30:38	3-7	.429	2-6	.333	2-2	1.000	0	5	5	4.1	2	9	5	1	2	10	12.2
at Kansas	12/31/2022	*	31:47	1-5	.200	0-3	.000	0-0	.000	0	4	4	4.1	0	2	3	0	2	2	11.4
West Virginia	01/02/2023	*	21:23	6-10	.600	0-2	.000	1-1	1.000	0	5	5	4.1	5	2	5	0	0	13	11.5
Texas	01/07/2023	*	24:22	2-9	.222	0-3	.000	1-4	.250	1	1	2	4.0	2	1	1	0	0	5	11.1
at Kansas St.	01/10/2023	*	12:07	0-3	.000	0-2	.000	0-0	.000	0	2	2	3.9	1	3	2	0	0	0	10.4
at Baylor	01/14/2023	*	30:34	5-12	.417	0-3	.000	1-3	.333	0	2	2	3.8	1	3	1	0	0	11	10.4
Oklahoma	01/18/2023	*	28:54	4-15	.267	0-3	.000	6-9	.667	0	3	3	3.7	3	5	0	0	1	14	10.6
Iowa St.	01/21/2023	*	36:15	5-9	.556	2-3	.667	6-9	.667	0	3	3	3.7	2	5	8	3	0	18	11.0
at Texas	01/24/2023	*	24:25	3-7	.429	0-1	.000	0-0	.000	0	3	3	3.7	5	9	1	0	0	6	10.8
Ole Miss	01/28/2023	*	22:09	3-5	.600	0-1	.000	11-11	1.000	1	2	3	3.6	2	2	6	0	1	17	11.0
at Oklahoma	02/01/2023	*	28:56	4-11	.364	0-2	.000	4-5	.800	0	1	1	3.5	1	3	2	0	1	12	11.1
Totals			22	614:18	.399	11-61	.180	79-96	.823	8	69	77	3.5	55	75	66	8	32	244	11.1

Player Averages

Games Played	Minutes/game	Points/game	FG Pct	3FG Pct	FT Pct	Rebounds/game	Assists/game	Turnovers/game	Assist/Turnover ratio	Steals/game	Blocks/game
22	27.9	11.1	39.9	18.0	82.3	3.5	3.4	3.0	1.1	1.5	0.4

CAREER GAME HIGHS / SUPERLATIVES

Points	34 vs Iowa State, 01/26/22
Rebounds	10 vs Texas, 02/06/21
Field Goals	11, 2X, last vs Cleveland State, 12/13/21
Field Goals Att.	18 vs Xavier, 12/05/21
3-Point FG	5 vs Iowa State, 01/26/22
3-Point FG Att.	11 vs Iowa State, 01/26/22
Free Throws Made	11, 2X, last vs Ole Miss, 01/28/23
Free Throws Att.	13, 2X, last vs Iowa State, 01/26/22
Assists	9, 2X, last vs Texas, 01/24/23
Steals	5, 2X, last vs Southern Illinois, 11/10/22
Blocks	3 vs Iowa State, 01/21/23
Minutes	44:39 vs Texas, 02/06/21

Miscellaneous

Miscellaneous	Career
Games with 10+ points	48
Games with 20+ points	8
Games with 5+ rebounds	24
Games with 10+ rebounds	1
Games with 3+ assists	36
Games with 2+ steals	39
Games with 2+ blocks	12
Double-Doubles	1
Games led OSU in points	17
Games led OSU in rebounds	5
Games led OSU in assists	19
Games led OSU in steals	36
Games led OSU in blocks	11

CAREER STATS

ANDERSON, III, Avery

SEASON TEAM	GP-GS	MIN/AVG	Field Goals		3-Point		F-Throws		Rebounds			PF-FO	A	TO	BLK	STL	Scoring		
			FG-FGA	FG%	3FG-3FGA	3FG%	FT-FTA	FT%	OFF	DEF	TOT						AVG	PTS	AVG
2019-20 OSU	30-4	461/15.4	48-132	.364	2-26	.077	28-35	.800	9	55	64	2.1	63-0	42	55	8	31	126	4.2
2020-21 OSU	27-23	822/30.5	116-244	.475	19-58	.328	78-93	.839	13	96	109	4.0	84-4	54	70	8	40	329	12.2
2021-22 OSU	30-30	858/28.6	121-303	.399	34-105	.324	86-113	.761	10	84	94	3.1	76-2	68	87	8	53	362	12.1
2022-23 OSU	22-22	614/27.9	77-193	.399	11-61	.180	79-96	.823	8	69	77	3.5	55-3	75	66	8	32	244	11.1
TOTAL	109-79	2755/25.3	362-872	.415	66-250	.264	271-337	.804	40	304	344	3.2	278-9	239	278	32	156	1061	9.7

PLAYER SPOTLIGHT

1 BRYCE THOMPSON

Guard • 6-6 • 194 • Junior • Tulsa, Okla. • Booker T. Washington HS



- Quickly proved to be a true scoring threat and a fantastic fit in Stillwater during his first season at OSU.
- Played in 29 of OSU's 30 games with 26.2 minutes per game. He averaged 10.6 points per contest with 2.3 rebounds and 1.1 assists.
- In his first two games in the orange and black, posted 26 points against UT-Arlington and Oakland.
- Found his groove in Big 12 play in the back end of OSU's three-game road trip to West Virginia, Texas Tech and Baylor. Posted 30 points in the games at Texas Tech and Baylor with seven assists as he helped OSU to its first ever win on the road against the top-ranked team in the country.
- Recorded a career-best 23 points in the win over Kansas State on Feb. 19 in Gallagher-Iba Arena.
- Played 32 or more minutes in four of the final five games of the season.
- Reaching double-figure scoring in 15 of his 29 games played.

2022-23 GAME-BY-GAME STATS

#1 THOMPSON, Bryce

Opponent	Date	GS	MIN	Total		3-Pointers		Free throws		Rebounds				PF	A	TO	BLK	STL	PTS	AVG	
				FG-FGA	PCT	3FG-3FGA	PCT	FT-FTA	PCT	OFF	DEF	TOT	AVG								
UT Arlington	11/07/2022	*	35:04	6-13	.462	1-5	.200	5-7	.714	0	7	7	7.0	0	2	3	0	1	18	18.0	
Southern Ill.	11/10/2022	*	31:26	6-14	.429	1-4	.250	1-6	.167	1	6	7	7.0	0	2	2	1	0	14	16.0	
at Oakland	11/13/2022	*	26:10	2-9	.222	0-3	.000	0-0	.000	0	4	4	6.0	4	3	1	0	0	4	12.0	
vs UCF	11/18/2022	*	31:06	1-9	.111	0-2	.000	0-0	.000	0	3	3	5.3	2	1	4	0	0	2	9.5	
vs DePaul	11/20/2022	*	27:27	4-9	.444	0-2	.000	0-0	.000	0	2	2	4.6	3	1	4	0	1	8	9.2	
Tulsa	11/25/2022	*	25:18	6-14	.429	4-8	.500	2-2	1.000	0	1	1	4.0	1	1	2	0	0	18	10.7	
Prairie View	11/27/2022	*	28:30	6-12	.500	1-3	.333	0-2	.000	0	1	1	3.6	0	3	1	1	1	13	11.0	
at UConn	12/01/2022	*	21:42	3-10	.300	0-2	.000	2-2	1.000	1	0	1	3.3	4	0	2	0	0	8	10.6	
Sam Houston	12/06/2022	*	29:10	6-10	.600	4-6	.667	1-2	.500	0	0	0	2.9	3	3	3	0	2	17	11.3	
vs Virginia Tech	12/11/2022	*	28:10	2-9	.222	0-4	.000	0-0	.000	0	1	1	2.7	4	4	4	0	0	4	10.6	
vs Wichita St.	12/17/2022	*	33:45	7-17	.412	5-9	.556	0-0	.000	0	1	1	2.5	0	5	4	0	0	19	11.4	
A&M-Corpus Christi	12/20/2022	*	32:22	4-10	.400	4-8	.500	1-2	.500	1	3	4	2.7	1	6	3	0	2	13	11.5	
at Kansas	12/31/2022	*	29:14	7-13	.538	7-10	.700	2-2	1.000	0	1	1	2.5	4	1	3	0	0	23	12.4	
West Virginia	01/02/2023	*	33:40	5-14	.357	2-5	.400	3-6	.500	0	1	1	2.4	3	1	1	0	1	15	12.6	
Texas	01/07/2023	*	26:54	1-5	.200	1-2	.500	2-3	.667	0	1	1	2.3	3	0	2	0	0	5	12.1	
at Kansas St.	01/10/2023	*	31:45	2-13	.154	0-5	.000	1-1	1.000	0	5	5	2.5	2	3	2	0	1	5	11.6	
at Baylor	01/14/2023	*	20:53	4-10	.400	1-4	.250	0-0	.000	0	1	1	2.4	2	0	2	0	0	9	11.5	
Oklahoma	01/18/2023	*	37:24	7-12	.583	3-3	1.000	2-2	1.000	0	9	9	2.8	1	4	1	0	0	19	11.9	
Iowa St.	01/21/2023	*	09:31	0-1	.000	0-1	.000	1-2	.500	0	0	0	2.6	2	0	2	0	0	1	11.3	
at Texas	01/24/2023	*	25:48	4-10	.400	2-5	.400	1-4	.250	0	3	3	2.7	3	4	5	0	1	11	11.3	
Ole Miss	01/28/2023	*	31:58	3-11	.273	1-5	.200	0-0	.000	0	1	1	2.6	1	3	0	0	1	7	11.1	
at Oklahoma	02/01/2023	*	33:26	4-14	.286	2-4	.500	1-2	.500	2	4	6	2.7	2	5	1	0	0	11	11.1	
TCU	02/04/2023	*	34:53	2-6	.333	0-3	.000	0-0	.000	0	5	5	2.8	0	3	6	0	0	4	10.8	
Texas Tech	02/08/2023	*	32:11	9-16	.563	3-5	.600	0-2	.000	0	3	3	2.8	3	1	5	0	4	21	11.2	
at Iowa St.	02/11/2023	*	33:55	5-12	.417	2-6	.333	0-0	.000	0	3	3	2.8	2	2	3	0	0	12	11.2	
Totals			25	731:43	106-273	.388	44-114	.386	25-47	.532	5	66	71	2.8	50	58	66	2	15	281	11.2

Player Averages

Games Played	Minutes/game	Points/game	FG Pct	3FG Pct	FT Pct	Rebounds/game	Assists/game	Turnovers/game	Assist/Turnover ratio	Steals/game	Blocks/game
25	29.3	11.2	38.8	38.6	53.2	2.8	2.3	2.6	0.9	0.6	0.1

CAREER GAME HIGHS / SUPERLATIVES

Points	23, 2X, last at Kansas, 12/31/22
Rebounds	9 vs Oklahoma, 01/18/22
Field Goals	10 at Kansas State, 02/02/22
Field Goals Att.	18 at Texas, 01/22/22
3-Point FG	7 at Kansas, 12/31/22
3-Point FG Att.	10 at Kansas, 12/31/22
Free Throws Made	6 vs West Virginia, 02/12/22
Free Throws Att.	8 vs West Virginia, 02/12/22
Assists	6 vs Texas A&M-Corpus Christi, 12/20/22
Steals	4 vs Texas Tech, 02/08/23
Blocks	2 vs Iowa State, 02/11/21
Minutes	38:48 vs Baylor, 02/21/22

Miscellaneous

Games with 10+ points	32
Games with 20+ points	5
Games with 5+ rebounds	7
Games with 10+ rebounds	-
Games with 3+ assists	16
Games with 2+ steals	7
Games with 2+ blocks	-
Double-Doubles	-
Games led OSU in points	17
Games led OSU in rebounds	1
Games led OSU in assists	8
Games led OSU in steals	6
Games led OSU in blocks	-

CAREER STATS

THOMPSON, Bryce

SEASON	TEAM	GP-GS	MIN/AVG	Field Goals		3-Point		F-Throws		Rebounds			PF-FG	A	TO	BLK	STL	Scoring		
				FG-FGA	FG%	3FG-3FGA	3FG%	FT-FTA	FT%	OFF	DEF	TOT						AVG	PTS	AVG
2020-21	KU	20-4	343/17.2	36-102	.353	8-36	.222	11-17	.647	5	25	30	1.5	30-0	22	21	3	7	91	4.6
2021-22	OSU	29-25	759/26.2	119-288	.413	29-100	.290	40-60	.667	13	53	66	2.3	54-0	32	36	4	17	307	10.6
2022-23	OSU	25-25	732/29.3	106-273	.388	44-114	.386	25-47	.532	5	66	71	2.8	50-0	58	66	2	15	281	11.2
TOTAL FOR OSU	54-50	1491/27.6	225-561	.401	73-214	.341	65-107	.607	18	119	137	2.5	104-0	90	102	6	32	588	10.9	
TOTAL	74-54	1834/24.8	261-663	.394	81-250	.324	76-124	.613	23	144	167	2.3	134-0	112	123	9	39	679	9.2	

PLAYER SPOTLIGHT

2 CHRIS HARRIS JR.

Guard • 6-2 • 223 • Senior • Dallas, Texas • South Garland HS



- Did not play last season due to injury.
- Suffered another season-ending knee injury in the first half of the season opener at UT Arlington.
- In that game at UT Arlington, Harris posted four points on 2-of-4 shooting and a steal in just 6:37.
- Harris was coming off a terrific preseason camp and was expected to step into a leadership role for OSU.
- True to form, Harris served as an extension of the Cowboy coaching staff in the locker room and on the sidelines for the entire 2020-21 season.
- Saw action in 22 games as a freshman and earned three starts, including the TCU win.
- Suffered a season-ending knee injury in the win over TCU on Feb. 5. Chris has worked hard in his injury rehabilitation and has returned to the court with a strong presence.
- Posted a season-high 10 points in his first career start against Georgetown.
- Scored in 16 games for the Cowboys in 2019-20.
- Lit up Syracuse with 3-of-7 shooting from 3-point, including a pair from NBA range. He finished the game with nine points.
- Averaged 3.4 points per game in his first season as a Cowboy.
- Also tallied 24 rebounds (1.1 per game), 13 steals (0.6) and 12 assists (0.5) as a freshman.
- Rivals.com awarded Harris a four-star ranking and named him the nation's No. 97 overall recruit.
- ESPN also gave Harris a four-star grade and named him among the top 25 shooting guards in the country.
- 247Sports graded him as the No. 13 player in the state of Texas out of South Garland High School.
- Named a Texas Association of Basketball Coaches All-Region selection and the District 10-6A Offensive Player of the Year.
- As a senior, Harris averaged 18.6 points per game on 45.6 percent shooting (37 percent from 3-point), 5.5 rebounds, 2.3 assists and 2.0 steals per game.
- Helped lead South Garland to a 30-7 record and a trip to the regional finals.

2022-23 GAME-BY-GAME STATS

#2 HARRIS JR., Chris

Opponent	Date	GS	MIN	Total		3-Pointers		Free throws		Rebounds				PF	A	TO	BLK	STL	PTS	AVG	
				FG-FGA	PCT	3FG-3FGA	PCT	FT-FTA	PCT	OFF	DEF	TOT	AVG								
UT Arlington	11/07/2022		08:28	0-3	.000	0-2	.000	1-2	.500	0	0	0	0.0	2	1	0	0	0	1	1.0	
Southern Ill.	11/10/2022		07:24	0-1	.000	0-1	.000	0-0	.000	0	2	2	1.0	1	0	1	0	0	0	0.5	
at Oakland	11/13/2022		14:13	3-4	.750	3-4	.750	0-0	.000	0	2	2	1.3	2	3	1	0	2	9	3.3	
vs UCF	11/18/2022		07:38	0-1	.000	0-1	.000	0-0	.000	0	0	0	1.0	2	1	1	0	0	0	2.5	
vs DePaul	11/20/2022		10:21	1-2	.500	1-2	.500	2-2	1.000	0	1	1	1.0	0	1	1	0	0	5	3.0	
Tulsa	11/25/2022		21:33	2-5	.400	1-3	.333	0-0	.000	0	3	3	1.3	0	4	0	0	1	5	3.3	
Prairie View	11/27/2022		13:12	0-3	.000	0-1	.000	1-3	.333	0	2	2	1.4	1	0	1	1	1	1	3.0	
at UConn	12/01/2022		13:17	1-3	.333	0-0	.000	0-0	.000	0	0	0	1.3	1	2	0	0	0	2	2.9	
Sam Houston	12/06/2022		09:55	0-3	.000	0-3	.000	0-0	.000	0	0	0	1.1	1	2	0	0	0	0	2.6	
vs Virginia Tech	12/11/2022		09:48	1-2	.500	0-1	.000	0-0	.000	1	3	4	1.4	2	0	0	0	1	2	2.5	
vs Wichita St.	12/17/2022		18:05	0-2	.000	0-1	.000	0-0	.000	1	0	1	1.4	1	5	0	0	1	0	2.3	
A&M-Corpus Christi	12/20/2022		18:17	3-6	.500	3-6	.500	0-0	.000	0	3	3	1.5	1	1	1	0	1	9	2.8	
at Kansas	12/31/2022		15:29	1-3	.333	1-2	.500	0-0	.000	0	0	0	1.4	2	0	0	0	1	3	2.8	
West Virginia	01/02/2023		09:20	0-3	.000	0-2	.000	0-0	.000	0	2	2	1.4	0	0	1	0	2	0	2.6	
Texas	01/07/2023		13:38	1-3	.333	1-3	.333	0-0	.000	0	0	0	1.3	0	1	0	1	2	3	2.7	
at Kansas St.	01/10/2023		17:47	1-4	.250	1-3	.333	0-0	.000	0	2	2	1.4	3	2	1	0	0	3	2.7	
at Baylor	01/14/2023		12:32	0-2	.000	0-2	.000	0-0	.000	0	2	2	1.4	1	1	2	0	0	0	2.5	
Oklahoma	01/18/2023		03:06	0-1	.000	0-1	.000	0-0	.000	0	0	0	1.3	0	0	0	0	0	0	2.4	
Iowa St.	01/21/2023		15:30	1-4	.250	1-4	.250	2-2	1.000	1	0	1	1.3	1	1	1	0	0	5	2.5	
at Texas	01/24/2023		21:22	2-4	.500	1-3	.333	3-3	1.000	0	0	0	1.3	2	1	1	0	1	8	2.8	
Ole Miss	01/28/2023		12:42	1-3	.333	0-1	.000	0-0	.000	0	1	1	1.2	1	0	0	0	0	2	2.8	
at Oklahoma	02/01/2023		09:56	0-2	.000	0-2	.000	0-0	.000	0	1	1	1.2	2	1	0	0	1	0	2.6	
TCU	02/04/2023		12:51	0-2	.000	0-1	.000	0-0	.000	0	2	2	1.3	0	2	2	0	1	0	2.5	
Texas Tech	02/08/2023		22:23	2-6	.333	0-3	.000	0-0	.000	1	0	1	1.3	1	2	0	1	1	4	2.6	
at Iowa St.	02/11/2023		16:39	1-2	.500	1-2	.500	2-2	1.000	0	2	2	1.3	0	0	0	0	0	5	2.7	
Totals			0	335:27	21-74	.284	14-54	.259	11-14	.786	4	28	32	1.3	27	30	16	3	16	67	2.7

Player Averages

Games Played	Minutes/game	Points/game	FG Pct	3FG Pct	FT Pct	Rebounds/game	Assists/game	Turnovers/game	Assist/Turnover ratio	Steals/game	Blocks/game
25	13.4	2.7	28.4	25.9	78.6	1.3	1.2	0.6	1.9	0.6	0.1

CAREER GAME HIGHS / SUPERLATIVES

Points	10 vs Georgetown, 12/04/19
Rebounds	4 vs Virginia Tech, 12/11/22
Field Goals	4 vs Georgetown, 12/04/19
Field Goals Att.	10 vs Georgetown, 12/04/19
3-Point FG	3, 3X, last vs Texas A&M-Corpus Christi, 12/20/22
3-Point FG Att.	7, 2X, last vs Georgetown, 12/04/19
Free Throws Made	3 vs Texas, 01/24/23
Free Throws Att.	3 vs Texas, 01/24/23
Assists	5 at Wichita State, 12/17/22
Steals	3 vs Wichita State, 12/08/19
Blocks	1, 2X, last vs Texas Tech, 02/08/23
Minutes	30 vs Wichita State, 12/08/19

Miscellaneous

Miscellaneous	Career
Games with 10+ points	1
Games with 20+ points	-
Games with 5+ rebounds	-
Games with 10+ rebounds	-
Games with 3+ assists	3
Games with 2+ steals	6
Games with 2+ blocks	-
Double-Doubles	-
Games led OSU in points	-
Games led OSU in rebounds	-
Games led OSU in assists	2
Games led OSU in steals	8
Games led OSU in blocks	1

CAREER STATS

HARRIS JR., Chris

SEASON	TEAM	GP-GS	MIN/AVG	Field Goals		3-Point		F-Throws		Rebounds				Scoring							
				FG-FGA	FG%	3FG-3FGA	3FG%	FT-FTA	FT%	OFF	DEF	TOT	AVG	PF-FO	A	TO	BLK	STL	PTS	AVG	
2019-20	OSU	22-3	333/15.1	29-101	.287	12-59	.203	4-11	.364	3	21	24	1.1	16-0	12	12	0	13	74	3.4	
2020-21	OSU	1-0	7/6.6	2-4	.500	0-2	.000	0-0	.000	0	0	0	0.0	0-0	0	0	0	0	1	4	4.0
2022-23	OSU	25-0	335/13.4	21-74	.284	14-54	.259	11-14	.786	4	28	32	1.3	27-0	30	16	3	16	67	2.7	
TOTAL		48-3	675/14.1	52-179	.291	26-115	.226	15-25	.600	7	49	56	1.2	43-0	42	28	3	30	145	3.0	

PLAYER SPOTLIGHT

4 WOODY NEWTON

Guard • 6-9 • 195 • Junior • District Heights, Md. • Syracuse/Mt. Zion Prep



- A newcomer to the Cowboy family, Woody Newton saw action in 17 games with 7.5 minutes per contest. He averaged 2.1 points while shooting .343 from the field.
- Earned his first action as a Cowboy in the opening-night win over UT Arlington on Nov. 9.
- Hit two threes on Dec. 5 at home against Xavier as he finished with six points in 7:54 minutes of work.
- Had a season-high nine points against Kansas State on Feb. 19 in 13:46 minutes of action. Was 2-for-3 from behind the arc.

2022-23 GAME-BY-GAME STATS

#4 NEWTON, Woody

Opponent	Date	GS	MIN	Total		3-Pointers		Free throws		Rebounds				PF	A	TO	BLK	STL	PTS	AVG	
				FG-FGA	PCT	3FG-3FGA	PCT	FT-FTA	PCT	OFF	DEF	TOT	AVG								
UT Arlington	11/07/2022		14:23	2-5	.400	2-4	.500	0-2	.000	2	0	2	2.0	2	0	2	0	0	6	6.0	
Sam Houston	12/06/2022		02:11	0-0	.000	0-0	.000	0-0	.000	0	0	0	1.0	0	0	1	0	0	0	3.0	
vs Virginia Tech	12/11/2022		05:49	1-3	.333	1-2	.500	1-2	.500	1	2	3	1.7	0	2	0	0	4	3.3		
vs Wichita St.	12/17/2022		05:57	0-2	.000	0-1	.000	0-0	.000	0	2	2	1.8	1	0	1	0	0	2.5		
A&M-Corpus Christi	12/20/2022		04:17	2-2	1.000	0-0	.000	0-0	.000	1	2	3	2.0	1	0	0	0	4	2.8		
at Kansas	12/31/2022		10:16	2-5	.400	0-3	.000	1-1	1.000	1	2	3	2.2	2	0	0	0	5	3.2		
West Virginia	01/02/2023		08:12	0-1	.000	0-0	.000	0-0	.000	2	0	2	2.1	1	0	0	0	0	2.7		
Texas	01/07/2023		12:59	0-1	.000	0-0	.000	3-5	.600	1	3	4	2.4	4	0	1	0	3	2.8		
at Kansas St.	01/10/2023		20:57	2-5	.400	0-1	.000	0-0	.000	2	3	5	2.7	1	1	1	0	2	4	2.9	
at Baylor	01/14/2023		18:32	2-7	.286	1-5	.200	2-2	1.000	1	5	6	3.0	3	1	1	1	7	3.3		
Oklahoma	01/18/2023	*	27:52	4-6	.667	2-3	.667	2-4	.500	1	4	5	3.2	0	0	1	1	12	4.1		
Iowa St.	01/21/2023	*	27:26	3-6	.500	2-4	.500	1-2	.500	0	6	6	3.4	1	1	0	0	1	9	4.5	
at Texas	01/24/2023	*	27:01	1-3	.333	1-2	.500	0-0	.000	1	4	5	3.5	4	0	2	1	0	3	4.4	
Ole Miss	01/28/2023	*	22:33	5-6	.833	1-2	.500	1-1	1.000	0	2	2	3.4	4	0	0	1	0	12	4.9	
at Oklahoma	02/01/2023	*	32:36	2-7	.286	1-4	.250	0-0	.000	3	7	10	3.9	4	1	1	0	2	5	4.9	
TCU	02/04/2023	*	21:30	1-6	.167	1-2	.500	0-0	.000	1	1	2	3.8	4	2	0	0	0	3	4.8	
Texas Tech	02/08/2023	*	22:24	3-4	.750	1-2	.500	0-1	.000	2	1	3	3.7	3	3	1	0	0	7	4.9	
at Iowa St.	02/11/2023	*	23:51	2-5	.400	1-3	.333	1-2	.500	0	3	3	3.7	3	0	0	0	0	6	5.0	
Totals			8	308:46	32-74	.432	14-38	.368	12-22	.545	19	47	66	3.7	38	9	13	4	7	90	5.0

Player Averages

Games Played	Minutes/game	Points/game	FG Pct	3FG Pct	FT Pct	Rebounds/game	Assists/game	Turnovers/game	Assist/Turnover ratio	Steals/game	Blocks/game
18	17.2	5.0	43.2	36.8	54.5	3.7	0.5	0.7	0.7	0.4	0.2

CAREER GAME HIGHS / SUPERLATIVES

Points	12, 2X, last vs Ole Miss, 01/18/23
Rebounds	10 at Oklahoma, 02/01/23
Field Goals	5 vs Ole Miss, 01/28/23
Field Goals Att.	7, 2X, last at Baylor, 01/14/23
3-Point FG	3 vs Rider, 12/05/20
3-Point FG Att.	5, 2X, last at Baylor, 01/14/23
Free Throws Made	2, 5X, last vs Oklahoma, 01/18/23
Free Throws Att.	4, 2X, last vs Oklahoma, 01/18/23
Assists	3 vs Texas Tech, 02/08/23
Steals	2, 3X, last at Oklahoma, 02/01/23
Blocks	2 vs Niagra, 12/03/20
Minutes	27:52 vs Oklahoma, 01/18/23

Miscellaneous

Miscellaneous	Career
Games with 10+ points	2
Games with 20+ points	-
Games with 5+ rebounds	8
Games with 10+ rebounds	1
Games with 3+ assists	-
Games with 2+ steals	3
Games with 2+ blocks	1
Double-Doubles	-
Games led OSU in points	-
Games led OSU in rebounds	3
Games led OSU in assists	-
Games led OSU in steals	4
Games led OSU in blocks	1

CAREER STATS

NEWTON, Woody

SEASON	TEAM	GP-GS	MIN/AVG	Field Goals		3-Point		F-Throws		Rebounds				PF-FO	A	TO	BLK	STL	Scoring	
				FG-FGA	FG%	3FG-3FGA	3FG%	FT-FTA	FT%	OFF	DEF	TOT	AVG						PTS	AVG
2020-21	SU	11-0	87/7.9	13-28	.464	7-18	.389	5-8	.625	2	18	20	1.8	9-0	1	4	3	3	38	3.5
2021-22	OSU	17-0	128/7.5	12-35	.343	8-28	.286	3-7	.429	5	10	15	0.9	14-0	4	2	3	5	35	2.1
2022-23	OSU	18-8	309/17.2	32-74	.432	14-38	.368	12-22	.545	19	47	66	3.7	38-0	9	13	4	7	90	5.0
TOTAL FOR OSU		35-8	436/12.5	44-109	.404	22-66	.333	15-29	.517	24	57	81	2.3	52-0	13	15	7	12	125	3.6
TOTAL		46-8	523/11.4	57-137	.416	29-84	.345	20-37	.541	26	75	101	2.2	61-0	14	19	10	15	163	3.5

PLAYER SPOTLIGHT

5 CALEB ASBERRY

Guard • 6-3 • 165 • Redshirt Senior • Pflugerville, Texas • Texas State/Pflugerville HS



- Two-time NABC All-District selection (Second Team in both 2021, 2022).
- Two-time All-Sun Belt (2021: Third Team, 2022: First Team).
- Three-time Sun Belt Conference Player of the Week.
- 2021 Good Sam Empire Classic Tournament MVP (2021-22 season).
- 2020 Pioneer Challenge MVP (2020-21 season).
- 2020-21 Scholar Baller and the Institute for Sport & Social Justice Academic Momentum Award.
- NABC All-District 23 Second Team in 2022, alongside an All-Sun Belt First Team selection and was a two-time Sun Belt Player of the Week (Nov. 21 and Feb. 27).
- First Bobcat in school history to earn back-to-back All-District honors from the NABC.
- Started all 29 games during the 2021-22 season, the only Bobcat to do that, as he led the team in scoring with a career-high 13.6 points and also paced the team in minutes played (847), steals (37), three-pointers made (63).
- Averaged 13.6 points, 4.6 rebounds, 2.2 assists, and 1.3 steals during the standout year with a 43.3 percent field goal percentage and shot 38.7 percent from three.
- One of three Bobcats to average 10.0 or more points throughout the 2021-22 season was finished 11th in the Sun Belt in scoring.
- The season prior, he appeared in all 25 games and started the final 19 contests.
- For his efforts, was named a 2021 All-Sun Belt Conference Third Team selection and 2020-21 NABC Division I All-District 23 Second Team selection.
- That year, his junior season, he averaged 13.3 points with a 48.4 field goal percentage, 41.7 3-point field goal percentage and led the team for the second consecutive season with an 81.3 free-throw percentage.
- Also averaged 4.3 rebounds, 1.9 assists (47 total), and 1.2 steals per game (30 total).
- Totaled 18 games with 10 or more points highlighted by an eight-game streak scoring in double figures.
- Registered five games with 20 or more points and nine games with three or more made 3-point field goals.
- His first year with the Bobcats, his sophomore season, he appeared in 29 games and made five starts.
- That year, he averaged 17.1 minutes per game and scored 6.7 points per game on a 39.3 field goal percentage, 24.7 3-point field goal percentage, and an 86.1 free-throw percentage.
- Also averaged 2.5 rebounds, 0.8 assists, 0.7 steals and 0.2 blocks per game and scored 10 or more points in 10 games, including a season-high 18 points vs. UTSA where he knocked down three triples.

2022-23 GAME-BY-GAME STATS

#5 ASBERRY, Caleb

Opponent	Date	GS	MIN	Total		3-Pointers		Free throws		Rebounds				PF	A	TO	BLK	STL	PTS	AVG
				FG-FGA	PCT	3FG-3FGA	PCT	FT-FTA	PCT	OFF	DEF	TOT	AVG							
UT Arlington	11/07/2022		23:44	2-7	.286	0-4	.000	0-0	.000	0	1	1	1.0	4	4	5	0	2	4	4.0
Southern Ill.	11/10/2022		20:45	3-6	.500	3-6	.500	4-4	1.000	0	2	2	1.5	3	0	0	1	0	13	8.5
at Oakland	11/13/2022		21:21	4-7	.571	3-5	.600	2-2	1.000	0	3	3	2.0	2	1	1	0	0	13	10.0
vs UCF	11/18/2022		29:35	2-8	.250	2-6	.333	0-0	.000	0	2	2	2.0	2	2	1	0	1	6	9.0
vs DePaul	11/20/2022		26:00	2-4	.500	1-2	.500	2-2	1.000	1	2	3	2.2	3	3	0	0	0	7	8.6
Tulsa	11/25/2022		20:29	2-7	.286	2-5	.400	2-2	1.000	1	4	5	2.7	2	1	0	0	3	8	8.5
Prairie View	11/27/2022		17:55	2-4	.500	0-2	.000	0-0	.000	1	5	6	3.1	1	1	1	0	0	4	7.9
at UConn	12/01/2022		26:58	3-4	.750	3-4	.750	2-2	1.000	0	2	2	3.0	3	3	3	0	0	11	8.3
Sam Houston	12/06/2022		23:02	1-6	.167	0-4	.000	3-4	.750	0	1	1	2.8	1	1	0	0	0	5	7.9
vs Virginia Tech	12/11/2022		24:43	2-8	.250	2-8	.250	2-2	1.000	0	3	3	2.8	3	2	1	0	0	8	7.9
at Kansas	12/31/2022		16:35	1-2	.500	1-2	.500	2-2	1.000	0	2	2	2.7	3	2	0	1	0	5	7.6
West Virginia	01/02/2023		18:50	1-3	.333	1-3	.333	3-4	.750	0	2	2	2.7	2	0	0	0	0	6	7.5
Texas	01/07/2023		22:33	2-6	.333	2-5	.400	0-2	.000	1	4	5	2.8	1	3	2	1	0	6	7.4
at Kansas St.	01/10/2023		27:01	5-11	.455	3-7	.429	2-2	1.000	1	4	5	3.0	1	2	1	1	1	15	7.9
at Baylor	01/14/2023		33:13	5-12	.417	4-11	.364	0-0	.000	0	7	7	3.3	1	2	0	2	1	14	8.3
Oklahoma	01/18/2023		28:04	2-3	.667	1-2	.500	0-0	.000	0	5	5	3.4	4	2	1	0	1	5	8.1
Iowa St.	01/21/2023		33:42	2-5	.400	2-4	.500	1-3	.333	1	5	6	3.5	2	2	2	0	0	7	8.1
at Texas	01/24/2023		18:50	1-6	.167	0-5	.000	1-2	.500	0	1	1	3.4	2	0	3	0	2	3	7.8
Ole Miss	01/28/2023		24:42	2-6	.333	1-3	.333	1-1	1.000	0	4	4	3.4	0	2	2	0	0	6	7.7
at Oklahoma	02/01/2023		21:54	2-4	.500	1-3	.333	0-0	.000	0	2	2	3.4	3	1	1	0	0	5	7.6
TCU	02/04/2023	*	33:11	5-9	.556	3-6	.500	6-7	.857	0	5	5	3.4	2	3	1	0	1	19	8.1
Texas Tech	02/08/2023	*	26:47	2-5	.400	1-4	.250	2-2	1.000	0	1	1	3.3	0	0	0	0	0	7	8.0
at Iowa St.	02/11/2023	*	28:17	2-4	.500	1-3	.333	5-5	1.000	0	5	5	3.4	4	3	3	0	1	10	8.1
Totals		3	568:12	55-137	.401	37-104	.356	40-48	.833	6	72	78	3.4	49	40	28	6	13	187	8.1

Player Averages

Games Played	Minutes/game	Points/game	FG Pct	3FG Pct	FT Pct	Rebounds/game	Assists/game	Turnovers/game	Assist/Turnover ratio	Steals/game	Blocks/game
23	24.7	8.1	40.1	35.6	83.3	3.4	1.7	1.2	1.4	0.6	0.3

CAREER GAME HIGHS / SUPERLATIVES

Points	28 at Denver, 12/19/20
Rebounds	10, 2X, last vs ULM, 01/13/22
Field Goals	10 at Denver, 12/19/20
Field Goals Att.	17 vs Little Rock, 02/06/21
3-Point FG	6 at Troy, 02/25/22
3-Point FG Att.	11 at Baylor, 01/14/23
Free Throws Made	9 vs Coastal Carolina, 01/09/20
Free Throws Att.	10 vs Coastal Carolina, 01/09/20
Assists	7 vs Utah Tech, 11/19/21
Steals	4, 5X, last vs Troy, 12/30/21
Blocks	2, 4X, last at Baylor, 01/14/23
Minutes	42:00 vs Little Rock, 02/06/21

Miscellaneous

	Career
Games with 10+ points	55
Games with 20+ points	11
Games with 5+ rebounds	37
Games with 10+ rebounds	2
Games with 3+ assists	23
Games with 2+ steals	23
Games with 2+ blocks	4
Double-Doubles	2
Games led OSU in points	1
Games led OSU in rebounds	2
Games led OSU in assists	6
Games led OSU in steals	5
Games led OSU in blocks	1

CAREER STATS

ASBERRY, Caleb

SEASON	TEAM	GP-GS	MIN/AVG	Field Goals		3-Point		F-Throws		Rebounds				PF-FGA	A	TO	BLK	STL	Scoring	
				FG-FGA	FG%	3FG-3FGA	3FG%	FT-FTA	FT%	OFF	DEF	TOT	AVG						PTS	AVG
2019-20	TXST	29-5	496/17.1	70-178	.393	23-93	.247	31-36	.861	15	57	72	2.5	48-0	24	27	5	19	194	6.7
2020-21	TXST	25-19	725/29.0	122-252	.484	50-120	.417	39-48	.813	15	92	107	4.3	52-0	47	49	5	30	333	13.3
2021-22	TXST	29-29	848/29.2	125-289	.433	63-163	.387	82-100	.820	19	113	132	4.6	70-1	63	61	14	37	395	13.6
2022-23	OSU	23-3	568/24.7	55-137	.401	37-104	.356	40-48	.833	6	72	78	3.4	49-0	40	28	6	13	187	8.1
TOTAL FOR OSU		23-3	568/24.7	55-137	.401	37-104	.356	40-48	.833	6	72	78	3.4	49-0	40	28	6	13	187	8.1
TOTAL		106-56	2636/24.9	372-856	.435	173-480	.360	192-232	.828	55	334	389	3.7	219-1	174	165	30	99	1109	10.5

PLAYER SPOTLIGHT

12 NAZ BROWN

Guard • 6-0 • 181 • Freshman • Fort Worth, Texas • Coppell HS



- Was a four-year letterwinner at Coppell High School.
- Averaged 15.6 points per game with 3.7 rebounds and 3.2 assists.
- Honors included an All-Region selection, was the team's MVP at the Kreuger Classic Tournament, was named Newcomer of the Year his freshman season, was a four-time All-District selection and was named to the Coppell Classic All-Tournament Team.
- Helped lead his team to two district championships.

2022-23 GAME-BY-GAME STATS

#12 BROWN, Naz

Opponent	Date	GS	MIN	Total		3-Pointers		Free throws		Rebounds				PF	A	TO	BLK	STL	PTS	AVG
				FG-FGA	PCT	3FG-3FGA	PCT	FT-FTA	PCT	OFF	DEF	TOT	AVG							
at Oakland	11/13/2022		01:18	0-1	.000	0-1	.000	0-0	.000	0	0	0	0.0	0	0	0	0	0	0	0.0
Tulsa	11/25/2022		04:02	0-1	.000	0-1	.000	0-0	.000	0	0	0	0.0	1	0	2	0	0	0	0.0
Prairie View	11/27/2022		01:24	0-0	.000	0-0	.000	0-0	.000	0	0	0	0.0	0	0	0	0	0	0	0.0
A&M-Corpus Christi	12/20/2022		01:19	0-1	.000	0-1	.000	0-0	.000	0	0	0	0.0	0	0	0	0	0	0	0.0
Oklahoma	01/18/2023		00:47	0-0	.000	0-0	.000	0-0	.000	0	0	0	0.0	0	0	1	0	0	0	0.0
at Oklahoma	02/01/2023		00:56	0-1	.000	0-0	.000	0-0	.000	0	0	0	0.0	0	0	0	0	0	0	0.0
Texas Tech	02/08/2023		02:25	0-0	.000	0-0	.000	0-0	.000	0	0	0	0.0	0	1	0	0	0	0	0.0
Totals		0	12:11	0-4	.000	0-3	.000	0-0	.000	0	0	0	0.0	1	1	3	0	0	0	0.0

Player Averages

Games Played	Minutes/game	Points/game	FG Pct	3FG Pct	FT Pct	Rebounds/game	Assists/game	Turnovers/game	Assist/Turnover ratio	Steals/game	Blocks/game
7	1.7	0.0	0.0	0.0	0.0	0.0	0.1	0.4	0.3	0.0	0.0

CAREER GAME HIGHS / SUPERLATIVES

Points	-
Rebounds	-
Field Goals	-
Field Goals Att.	1, 4X, last at Oklahoma, 02/01/23
3-Point FG	-
3-Point FG Att.	1, 3X, last vs Texas A&M-Corpus Christi, 12/20/22
Free Throws Made	-
Free Throws Att.	-
Assists	1 vs Texas Tech, 02/08/23
Steals	-
Blocks	-
Minutes	4:02 vs Tulsa, 11/25/22

Miscellaneous

Miscellaneous	Career
Games with 10+ points	-
Games with 20+ points	-
Games with 5+ rebounds	-
Games with 10+ rebounds	-
Games with 3+ assists	-
Games with 2+ steals	-
Games with 2+ blocks	-
Double-Doubles	-
Games led OSU in points	-
Games led OSU in rebounds	-
Games led OSU in assists	-
Games led OSU in steals	-
Games led OSU in blocks	-

CAREER STATS

BROWN, Naz

SEASON	TEAM	GP-GS	MIN	AVG	Field Goals		3-Point		F-Throws		Rebounds				Scoring						
					FG-FGA	FG%	3FG-3FGA	3FG%	FT-FTA	FT%	OFF	DEF	TOT	AVG	PF	FO	A	TO	BLK	STL	PTS
2022-23	OSU	7-0	12	1.7	0-4	.000	0-3	.000	0-0	.000	0	0	0	0.0	1-0	1	3	0	0	0	0.0
TOTAL		7-0	12	1.7	0-4	.000	0-3	.000	0-0	.000	0	0	0	0.0	1-0	1	3	0	0	0	0.0

PLAYER SPOTLIGHT

13 QUION WILLIAMS

Guard • 6-4 • 208 • Freshman • Jonesboro, Ark. • Jonesboro HS

- Was a letter winner at Jonesboro High School in Arkansas.
- Was notably named the state's 5A MVP.
- Selected to the All-State and All-Conference Teams.
- Helped lead his team to two state championships and a 30-3 record.



2022-23 GAME-BY-GAME STATS

#13 WILLIAMS, Quion

Opponent	Date	GS	MIN	Total		3-Pointers		Free throws		Rebounds				PF	A	TO	BLK	STL	PTS	AVG	
				FG-FGA	PCT	3FG-3FGA	PCT	FT-FTA	PCT	OFF	DEF	TOT	AVG								
UT Arlington	11/07/2022		08:45	0-0	.000	0-0	.000	1-2	.500	0	0	0	0.0	0	0	0	0	0	1	1.0	
Southern Ill.	11/10/2022		05:44	0-0	.000	0-0	.000	0-0	.000	0	0	0	0.0	1	0	0	0	0	0	0.5	
at Oakland	11/13/2022		10:32	0-3	.000	0-1	.000	0-0	.000	1	1	2	0.7	1	2	0	0	0	0	0.3	
vs UCF	11/18/2022		05:55	1-2	.500	0-1	.000	0-0	.000	0	1	1	0.8	1	0	1	0	0	2	0.8	
vs DePaul	11/20/2022		11:51	0-1	.000	0-1	.000	0-0	.000	0	2	2	1.0	3	1	1	0	0	0	0.6	
Tulsa	11/25/2022		18:21	3-4	.750	0-1	.000	0-1	.000	3	4	7	2.0	0	1	1	0	1	6	1.5	
Prairie View	11/27/2022		25:52	3-3	1.000	1-1	1.000	4-5	.800	1	1	2	2.0	2	2	1	0	2	11	2.9	
at UConn	12/01/2022		09:11	0-2	.000	0-1	.000	0-0	.000	0	2	2	2.0	3	0	0	0	0	0	2.5	
Sam Houston	12/06/2022		08:45	1-2	.500	1-1	1.000	0-0	.000	1	2	3	2.1	2	0	2	0	0	3	2.6	
vs Virginia Tech	12/11/2022		02:16	0-0	.000	0-0	.000	0-0	.000	0	1	1	2.0	0	0	0	0	0	0	2.3	
vs Wichita St.	12/17/2022		09:14	0-2	.000	0-1	.000	0-0	.000	1	0	1	1.9	2	1	0	0	0	0	2.1	
A&M-Corpus Christi	12/20/2022		15:23	3-8	.375	2-5	.400	0-0	.000	1	1	2	1.9	0	1	1	0	1	8	2.6	
West Virginia	01/02/2023		08:44	1-3	.333	0-0	.000	0-0	.000	0	1	1	1.8	3	1	0	0	0	2	2.5	
Texas	01/07/2023		10:39	0-2	.000	0-0	.000	1-2	.500	0	4	4	2.0	2	1	1	1	1	2	2.4	
at Kansas St.	01/10/2023		07:10	0-1	.000	0-1	.000	0-0	.000	1	2	3	2.1	1	1	0	0	0	0	2.3	
at Baylor	01/14/2023		17:29	2-4	.500	1-3	.333	0-0	.000	0	1	1	2.0	1	3	2	1	0	5	2.4	
Oklahoma	01/18/2023		12:08	1-2	.500	0-0	.000	0-0	.000	1	0	1	1.9	1	0	1	0	0	2	2.4	
Iowa St.	01/21/2023		12:34	0-1	.000	0-1	.000	0-0	.000	2	0	2	1.9	1	0	1	0	0	0	2.3	
at Texas	01/24/2023		12:45	1-4	.250	0-0	.000	2-2	1.000	1	1	2	1.9	3	1	0	0	0	4	2.4	
Ole Miss	01/28/2023		17:55	2-3	.667	1-1	1.000	0-0	.000	3	3	6	2.2	1	0	1	1	0	5	2.5	
at Oklahoma	02/01/2023		10:29	0-3	.000	0-0	.000	0-0	.000	1	2	3	2.2	4	1	0	0	0	0	2.4	
TCU	02/04/2023		06:20	1-2	.500	0-1	.000	0-0	.000	0	0	0	2.1	2	0	0	0	1	2	2.4	
Texas Tech	02/08/2023		16:46	4-11	.364	0-5	.000	2-3	.667	3	1	4	2.2	3	2	2	0	2	10	2.7	
at Iowa St.	02/11/2023		06:32	0-2	.000	0-2	.000	0-0	.000	0	0	0	2.1	1	0	1	0	0	0	2.6	
Totals			0	271:20	23-65	.354	6-27	.222	10-15	.667	20	30	50	2.1	38	18	16	3	8	62	2.6

Player Averages

Games Played	Minutes/game	Points/game	FG Pct	3FG Pct	FT Pct	Rebounds/game	Assists/game	Turnovers/game	Assist/Turnover ratio	Steals/game	Blocks/game
24	11.3	2.6	35.4	22.2	66.7	2.1	0.8	0.7	1.1	0.3	0.1

CAREER STATS

WILLIAMS, Quion

SEASON	TEAM	GP-GS	MIN/AVG	Field Goals	3-Point	F-Throws	Rebounds	PF	FO	A	TO	BLK	STL	PTS	AVG					
2022-23	OSU	24-0	271/11.3	23-65	.354	6-27	.222	10-15	.667	20	30	50	2.1	38-0	18	16	3	8	62	2.6
TOTAL	24-0	271/11.3	23-65	.354	6-27	.222	10-15	.667	20	30	50	2.1	38-0	18	16	3	8	62	2.6	

CAREER GAME HIGHS / SUPERLATIVES

Points	11 vs Prairie View A&M, 11/27/22
Rebounds	7 vs Tulsa, 11/25/22
Field Goals	4 vs Texas Tech, 02/08/23
Field Goals Att.	11 vs Texas Tech, 02/08/23
3-Point FG	2 vs Texas A&M-Corpus Christi, 12/20/22
3-Point FG Att.	5, 2X, last vs Texas Tech, 02/08/23
Free Throws Made	4 vs Prairie View A&M, 11/27/22
Free Throws Att.	5 vs Prairie View A&M, 11/27/22
Assists	3 at Baylor, 01/14/23
Steals	2, 2X, last vs Texas Tech, 02/08/23
Blocks	1, 3X, last vs Ole Miss, 01/28/23
Minutes	25:52 vs Prairie View A&M, 11/27/22

Miscellaneous

Miscellaneous	Career
Games with 10+ points	2
Games with 20+ points	-
Games with 5+ rebounds	2
Games with 10+ rebounds	-
Games with 3+ assists	1
Games with 2+ steals	2
Games with 2+ blocks	-
Double-Doubles	-
Games led OSU in points	-
Games led OSU in rebounds	1
Games led OSU in assists	1
Games led OSU in steals	-
Games led OSU in blocks	1

PLAYER SPOTLIGHT

15 CARSON SAGER

Guard • 6-4 • 207 • Junior • Wichita Falls, Texas • Rider HS



- Saw action in four games for the Cowboys and recorded a bucket against UT Arlington on Nov. 9 – the opening game of the year.
- Recorded two minutes of work against Big 12 foe West Virginia on Feb. 12.
- Recorded the first points of his collegiate career from the free throw line in the 2021-22 season opener vs UT Arlington to a standing ovation from the home crowd at Gallagher-Iba Arena.
- Joined the Cowboys as a walk-on in the fall of 2020 and provided a strong practice presence for the entire season.
- Accompanied OSU during their postseason run in Kansas City and Indianapolis.
- Played a part in OSU's nine wins over AP Top-25 squads, the program's first Big 12 Championship title game appearance since 2005 and its first NCAA Tournament victory since 2009.
- Younger brother of former Cowboy Christien Sager, who played at OSU from 2011-15. Christien informed Carson that he made the OSU team as a walk-on in a viral online video.
- Named a first-team All-District selection for Rider High School in Wichita Falls, Texas.
- Helped lead Rider to a program-best 32-5 record and a spot in the Region I-5A Tournament for the second time in program history.
- Named one of 25 2020 Oil Bowl All-Stars, a prestigious all-star game in the North Texas area.
- MVP of the Fantasy of Lights Tournament in Wichita Falls.
- Academic All-State selection.
- Played AAU ball for Texas Impact.
- Earned valedictorian honors at Rider.
- Son of Charlie and Tacy Sager. His father played basketball at Utah State and Midwestern State.
- Also has a sister named Kelsie, who plays beach volleyball at Central Arkansas.

2022-23 GAME-BY-GAME STATS

#15 SAGER, Carson

Opponent	Date	GS	MIN	Total		3-Pointers		Free throws		Rebounds				PF	A	TO	BLK	STL	PTS	AVG
				FG-FGA	PCT	3FG-3FGA	PCT	FT-FTA	PCT	OFF	DEF	TOT	AVG							
at Oakland	11/13/2022		01:18	0-0	.000	0-0	.000	0-0	.000	0	0	0	0	0	0	0	0	0	0	0.0
Tulsa	11/25/2022		01:37	0-0	.000	0-0	.000	0-0	.000	0	0	0	0	0	0	1	0	0	0	0.0
Prairie View	11/27/2022		01:24	0-0	.000	0-0	.000	0-0	.000	0	1	1	0.3	0	0	0	0	0	0	0.0
A&M-Corpus Christi	12/20/2022		01:19	0-0	.000	0-0	.000	0-0	.000	0	0	0	0.3	0	0	0	0	0	0	0.0
Oklahoma	01/18/2023		00:47	0-0	.000	0-0	.000	0-0	.000	0	0	0	0.2	0	0	0	0	0	0	0.0
at Oklahoma	02/01/2023		00:56	0-0	.000	0-0	.000	0-0	.000	0	0	0	0.2	0	0	1	0	0	0	0.0
Totals		0	07:21	0-0	.000	0-0	.000	0-0	.000	0	1	1	0.2	1	0	2	0	0	0	0.0

Player Averages

Games Played	Minutes/game	Points/game	FG Pct	3FG Pct	FT Pct	Rebounds/game	Assists/game	Turnovers/game	Assist/Turnover ratio	Steals/game	Blocks/game
6	1.2	0.0	0.0	0.0	0.0	0.2	0.0	0.3	0.0	0.0	0.0

CAREER GAME HIGHS / SUPERLATIVES

Points	2 vs UT Arlington, 11/09/21
Rebounds	1, 2X, last vs Prairie View A&M, 11/27/22
Field Goals	-
Field Goals Att.	1 vs UT Arlington, 11/09/21
3-Point FG	-
3-Point FG Att.	-
Free Throws Made	2 vs UT Arlington, 11/09/21
Free Throws Att.	2 vs UT Arlington, 11/09/21
Assists	-
Steals	1 vs Col. of Charleston, 11/22/21
Blocks	-
Minutes	1:37 vs Tulsa, 11/25/22

Miscellaneous

Miscellaneous	Career
Games with 10+ points	-
Games with 20+ points	-
Games with 5+ rebounds	-
Games with 10+ rebounds	-
Games with 3+ assists	-
Games with 2+ steals	-
Games with 2+ blocks	-
Double-Doubles	-
Games led OSU in points	-
Games led OSU in rebounds	-
Games led OSU in assists	-
Games led OSU in steals	-
Games led OSU in blocks	-

CAREER STATS

SAGER, Carson

SEASON	TEAM	GP-GS	MIN	Field Goals		3-Point		F-Throws		Rebounds				Scoring						
				FG-FGA	FG%	3FG-3FGA	3FG%	FT-FTA	FT%	OFF	DEF	TOT	AVG	PF-FO	A	TO	BLK	STL	PTS	AVG
2021-22	OSU	4-0	6/1.4	0-1	.000	0-0	.000	2-2	1.000	1	0	1	0.3	0-0	0	0	0	1	2	0.5
2022-23	OSU	6-0	7/1.2	0-0	.000	0-0	.000	0-0	.000	0	1	1	0.2	1-0	0	2	0	0	0	0.0
TOTAL		10-0	13/1.3	0-1	.000	0-0	.000	2-2	1.000	1	1	2	0.2	1-0	0	2	0	1	2	0.2

PLAYER SPOTLIGHT

21 BROOKS MANZER

Guard • 6-3 • 290 • Sophomore • Edmond, Okla. • Edmond Memorial HS



- A valuable member of the team, providing energy and motivation off the bench.
- Three-year letter winner after missing most of senior year due to ACL surgery.
- Played on three-consecutive State Tournament teams, including a state-runners up finish in 2021.
- Also played baseball. Was a two-year letter winner and hit .337 for the Bulldogs during his senior season.
- Received the Bulldog Spirit Award for outstanding leadership during his senior year of high school.
- Has completed all requirements necessary to become and Eagle Scout.
- Born on Oct. 23, 2002.
- Son of Bryndon and Janie Manzer.
- Is the 13th member of his family to attend Oklahoma State.
- Father, Bryndon, played basketball at OSU for Eddie Sutton from 1992-94. Grandfather, Lee, taught Marketing at OSU for 43 years and has been the official scorer for Cowboy home games for more than 30 years.
- Plans to major in Applied Exercise Science.

2022-23 GAME-BY-GAME STATS

#21 MANZER, Brooks

Opponent	Date	GS	MIN	Total		3-Pointers		Free throws		Rebounds				PF	A	TO	BLK	STL	PTS	AVG
				FG-FGA	PCT	3FG-3FGA	PCT	FT-FTA	PCT	OFF	DEF	TOT	AVG							
at Oakland	11/13/2022		01:18	0-0	.000	0-0	.000	0-0	.000	0	0	0	0.0	0	1	0	0	0	0	0.0
Tulsa	11/25/2022		01:37	0-0	.000	0-0	.000	0-0	.000	0	0	0	0.0	0	0	0	0	0	0	0.0
Prairie View	11/27/2022		01:24	0-0	.000	0-0	.000	0-0	.000	0	1	1	0.3	0	0	0	0	0	0	0.0
Totals		0	04:19	0-0	.000	0-0	.000	0-0	.000	0	1	1	0.3	0	1	0	0	0	0	0.0

Player Averages

Games Played	Minutes/game	Points/game	FG Pct	3FG Pct	FT Pct	Rebounds/game	Assists/game	Turnovers/game	Assist/Turnover ratio	Steals/game	Blocks/game
3	1.4	0.0	0.0	0.0	0.0	0.3	0.3	0.0	1.0	0.0	0.0

CAREER GAME HIGHS / SUPERLATIVES

Points	-
Rebounds	1 vs Prairie View A&M, 11/27/22
Field Goals	-
Field Goals Att.	-
3-Point FG	-
3-Point FG Att.	-
Free Throws Made	-
Free Throws Att.	-
Assists	1 at Oakland, 11/13/22
Steals	-
Blocks	-
Minutes	1:37 vs Tulsa, 11/25/22

Miscellaneous

Miscellaneous	Career
Games with 10+ points	-
Games with 20+ points	-
Games with 5+ rebounds	-
Games with 10+ rebounds	-
Games with 3+ assists	-
Games with 2+ steals	-
Games with 2+ blocks	-
Double-Doubles	-
Games led OSU in points	-
Games led OSU in rebounds	-
Games led OSU in assists	-
Games led OSU in steals	-
Games led OSU in blocks	-

CAREER STATS

MANZER, Brooks

SEASON	TEAM	GP-GS	MIN/AVG	Field Goals		3-Point		F-Throws		Rebounds				Scoring						
				FG-FGA	FG%	3FG-3FGA	3FG%	FT-FTA	FT%	OFF	DEF	TOT	AVG	PF-FO	A	TO	BLK	STL	PTS	AVG
2022-23	OSU	3-0	4/1.4	0-0	.000	0-0	.000	0-0	.000	0	1	1	0.3	0-0	1	0	0	0	0	0.0
TOTAL		3-0	4/1.4	0-0	.000	0-0	.000	0-0	.000	0	1	1	0.3	0-0	1	0	0	0	0	0.0

PLAYER SPOTLIGHT

22 KALIB BOONE

Forward • 6-9 • 198 • Senior • Tulsa, Okla. • Memorial HS



- Saw action in 26 games for OSU while fighting through early injuries. Earned four starts on the year with 10.9 minutes per game.
- Posted a season-best 20 points in the win over NC State on Nov. 17. Followed it up with 13 points against College of Charleston on Nov. 22 and 11 points at ORU on Nov. 26.
- Had a key 12 points in the win over Oklahoma on Feb. 5.
- Finished with the second-most blocks in the Big 12.

2022-23 GAME-BY-GAME STATS

#22 BOONE, Kalib

Opponent	Date	GS	MIN	Total		3-Pointers		Free throws		Rebounds				PF	A	TO	BLK	STL	PTS	AVG	
				FG-FGA	PCT	3FG-3FGA	PCT	FT-FTA	PCT	OFF	DEF	TOT	AVG								
UT Arlington	11/07/2022	*	26:02	5-7	.714	0-0	.000	5-6	.833	4	4	8	8.0	4	2	1	2	0	15	15.0	
Southern Ill.	11/10/2022	*	28:07	1-3	.333	0-1	.000	0-0	.000	2	3	5	6.5	3	2	1	1	1	2	8.5	
at Oakland	11/13/2022	*	22:20	4-7	.571	0-0	.000	1-1	1.000	2	6	8	7.0	2	2	3	1	0	9	8.7	
vs UCF	11/18/2022	*	19:18	3-7	.429	0-0	.000	4-4	1.000	3	2	5	6.5	4	2	3	0	0	10	9.0	
vs DePaul	11/20/2022	*	24:29	7-11	.636	0-0	.000	3-3	1.000	4	1	5	6.2	5	3	3	0	2	17	10.6	
Tulsa	11/25/2022	*	17:41	3-7	.429	0-1	.000	3-3	1.000	3	1	4	5.8	0	1	2	0	0	9	10.3	
Prairie View	11/27/2022	*	16:22	2-5	.400	1-1	1.000	0-0	.000	2	1	3	5.4	1	2	3	1	0	5	9.6	
at UConn	12/01/2022	*	34:18	5-12	.417	0-0	.000	5-7	.714	5	3	8	5.8	2	0	2	1	1	15	10.3	
Sam Houston	12/06/2022	*	21:04	2-4	.500	0-1	.000	0-0	.000	3	0	3	5.4	1	2	2	0	1	4	9.6	
vs Virginia Tech	12/11/2022	*	27:13	6-10	.600	0-0	.000	3-4	.750	3	4	7	5.6	3	0	2	4	1	15	10.1	
vs Wichita St.	12/17/2022	*	28:48	2-5	.400	0-0	.000	2-4	.500	2	3	5	5.5	2	1	2	0	0	6	9.7	
A&M-Corpus Christi	12/20/2022	*	13:26	2-3	.667	0-1	.000	3-3	1.000	1	2	3	5.3	2	1	1	1	0	7	9.5	
at Kansas	12/31/2022	*	22:12	1-4	.250	0-0	.000	0-0	.000	2	5	7	5.5	1	2	1	1	0	2	8.9	
West Virginia	01/02/2023	*	27:13	5-6	.833	0-0	.000	0-0	.000	1	5	6	5.5	3	0	1	0	0	10	9.0	
Texas	01/07/2023	*	34:13	6-9	.667	0-1	.000	4-4	1.000	4	6	10	5.8	3	1	3	6	1	16	9.5	
at Kansas St.	01/10/2023	*	29:25	9-15	.600	0-0	.000	5-6	.833	2	1	3	5.6	2	1	5	2	2	23	10.3	
at Baylor	01/14/2023	*	17:48	3-4	.750	0-0	.000	2-3	.667	2	1	3	5.5	4	0	1	1	0	8	10.2	
Oklahoma	01/18/2023	*	25:30	7-11	.636	0-0	.000	1-2	.500	2	5	7	5.6	2	0	2	5	1	15	10.4	
Iowa St.	01/21/2023	*	18:18	4-9	.444	0-0	.000	5-6	.833	1	1	2	5.4	1	1	0	0	1	13	10.6	
at Texas	01/24/2023	*	24:50	8-9	.889	0-0	.000	2-2	1.000	2	2	4	5.3	3	0	2	2	0	18	11.0	
Ole Miss	01/28/2023	*	21:39	6-6	1.000	0-0	.000	6-8	.750	1	3	4	5.2	2	1	1	1	1	18	11.3	
at Oklahoma	02/01/2023	*	17:04	8-10	.800	0-0	.000	2-2	1.000	3	1	4	5.2	2	1	2	1	0	18	11.6	
TCU	02/04/2023	*	27:55	11-15	.733	0-0	.000	3-6	.500	2	4	6	5.2	1	2	1	0	2	25	12.2	
Texas Tech	02/08/2023	*	23:15	2-6	.333	0-1	.000	5-8	.625	2	7	9	5.4	2	2	0	0	1	9	12.0	
at Iowa St.	02/11/2023	*	25:16	3-5	.600	0-0	.000	2-2	1.000	2	6	8	5.5	3	2	2	2	1	8	11.9	
Totals			25	593:47	115-190	.605	1-7	.143	66-84	.786	60	77	137	5.5	58	32	46	32	16	297	11.9

Player Averages

Games Played	Minutes/game	Points/game	FG Pct	3FG Pct	FT Pct	Rebounds/game	Assists/game	Turnovers/game	Assist/Turnover ratio	Steals/game	Blocks/game
25	23.8	11.9	60.5	14.3	78.6	5.5	1.3	1.8	0.7	0.6	1.3

CAREER GAME HIGHS / SUPERLATIVES

Points	25 vs TCU, 02/04/23
Rebounds	15 vs Texas, 02/06/21
Field Goals	11 vs TCU, 02/04/23
Field Goals Att.	15, 3X, last vs TCU, 02/04/23
3-Point FG	1 vs Prairie View A&M, 11/27/22
3-Point FG Att.	1, 7X, last vs Texas Tech, 02/08/23
Free Throws Made	12 vs vs Texas Tech, 02/15/20
Free Throws Att.	14 vs vs Texas Tech, 02/15/20
Assists	3, 3X, last vs DePaul, 11/20/22
Steals	4 vs Oakland, 12/05/20
Blocks	6, 3X, last vs Texas, 01/07/23
Minutes	40:55 vs Texas, 02/06/21

Miscellaneous

Games with 10+ points	35
Games with 20+ points	5
Games with 5+ rebounds	40
Games with 10+ rebounds	4
Games with 3+ assists	4
Games with 2+ steals	7
Games with 2+ blocks	29
Double-Doubles	3
Games led OSU in points	14
Games led OSU in rebounds	18
Games led OSU in assists	3
Games led OSU in steals	13
Games led OSU in blocks	42

CAREER STATS

BOONE, Kalib

SEASON TEAM	GP-GS	MIN/AVG	Field Goals		3-Point		F-Throws		Rebounds				Scoring						
			FG-FGA	FG%	3FG-3FGA	3FG%	FT-FTA	FT%	OFF	DEF	TOT	AVG	PF-FO	A	TO	BLK	STL	PTS	AVG
2019-20 OSU	31-4	363/11.7	56-102	.549	0-0	.000	35-48	.729	41	53	94	3.0	53-1	13	22	23	7	147	4.7
2020-21 OSU	30-24	619/20.6	113-176	.642	0-0	.000	56-86	.651	51	110	161	5.4	74-3	24	56	49	19	282	9.4
2021-22 OSU	26-4	284/10.9	59-104	.567	0-1	.000	32-46	.696	28	34	62	2.4	39-0	12	32	33	11	150	5.8
2022-23 OSU	25-25	594/23.8	115-190	.605	1-7	.143	66-84	.786	60	77	137	5.5	58-1	32	46	32	16	297	11.9
TOTAL	112-57	1859/16.6	343-572	.600	1-8	.125	189-264	.716	180	274	454	4.1	224-5	81	156	137	53	876	7.8

PLAYER SPOTLIGHT

23 TYREEK SMITH

Forward • 6-9 • 217 • Redshirt Junior • Baton Rouge, La. • Texas Tech/Trinity Christian HS



- Was a key member of the rotation off the bench, as he was the defender with the key block on the final shot of the game to help the Cowboys upset No. 12 Texas Tech at home to finish the season.
- Doing whatever was needed of him, saw action in 30 games with seven starts. He averaged 11.9 minutes per contest with 3.5 points, 2.8 rebounds and 0.6 blocks.
- Started the final seven games of the season as OSU went 4-3 during the stretch.
- Had a season-best 10 points in the win over NC State on Nov. 17.
- Had a season-high eight rebounds on Jan. 15 to help the Cowboys take down No. 1 Baylor on the road, marking the first time in program history OSU had defeated the top-ranked team in the country on the road.
- Proving to be a force in the paint, had five games in which he recorded two blocks.

2022-23 GAME-BY-GAME STATS

#23 SMITH, Tyreek

Opponent	Date	GS	MIN	Total			3-Pointers		Free throws		Rebounds				PF	A	TO	BLK	STL	PTS	AVG
				FG-FGA	PCT	3FG-3FGA	PCT	FT-FTA	PCT	OFF	DEF	TOT	AVG								
UT Arlington	11/07/2022		12:22	3-5	.600	0-1	.000	0-0	.000	2	1	3	3.0	1	0	0	0	0	6	6.0	
Southern Ill.	11/10/2022		14:19	1-2	.500	0-0	.000	0-0	.000	0	2	2	2.5	0	1	1	0	1	2	4.0	
at Oakland	11/13/2022		15:14	3-3	1.000	0-0	.000	2-2	1.000	1	2	3	2.7	2	1	0	0	1	8	5.3	
vs UCF	11/18/2022		14:22	2-6	.333	0-1	.000	0-0	.000	2	2	4	3.0	1	0	0	1	1	4	5.0	
vs DePaul	11/20/2022		18:08	4-5	.800	0-0	.000	3-6	.500	3	4	7	3.8	0	2	1	1	1	11	6.2	
Tulsa	11/25/2022		13:50	5-5	1.000	0-0	.000	0-2	.000	2	5	7	4.3	0	1	0	0	0	10	6.8	
Prairie View	11/27/2022		15:40	4-4	1.000	0-0	.000	0-0	.000	1	3	4	4.3	2	0	1	1	0	8	7.0	
at UConn	12/01/2022		18:12	3-4	.750	0-0	.000	1-2	.500	1	2	3	4.1	2	0	1	1	0	7	7.0	
Sam Houston	12/06/2022		21:10	4-5	.800	1-2	.500	1-2	.500	3	2	5	4.2	0	0	1	0	0	10	7.3	
vs Virginia Tech	12/11/2022		15:41	1-4	.250	0-0	.000	0-0	.000	1	2	3	4.1	1	0	0	1	0	2	6.8	
vs Wichita St.	12/17/2022		15:20	3-3	1.000	0-0	.000	1-1	1.000	0	2	2	3.9	2	1	1	1	0	7	6.8	
A&M-Corpus Christi	12/20/2022		18:44	4-4	1.000	0-0	.000	4-4	1.000	1	2	3	3.8	0	0	0	0	0	12	7.3	
at Kansas	12/31/2022		16:09	2-2	1.000	0-0	.000	0-1	.000	1	1	2	3.7	1	1	0	1	0	4	7.0	
West Virginia	01/02/2023		26:34	0-0	.000	0-0	.000	4-4	1.000	2	4	6	3.9	3	0	1	2	0	4	6.8	
Texas	01/07/2023 *		23:09	0-2	.000	0-0	.000	0-0	.000	1	1	2	3.7	3	0	2	3	1	0	6.3	
at Kansas St.	01/10/2023 *		23:53	1-3	.333	0-0	.000	0-0	.000	3	4	7	3.9	1	0	1	3	2	2	6.1	
at Baylor	01/14/2023 *		28:12	2-4	.500	0-0	.000	0-0	.000	3	2	5	4.0	2	1	1	1	0	4	5.9	
Oklahoma	01/18/2023		11:34	0-4	.000	0-0	.000	0-0	.000	3	0	3	3.9	1	1	1	1	1	0	5.6	
Iowa St.	01/21/2023		07:17	0-0	.000	0-0	.000	0-4	.000	0	3	3	3.9	0	0	2	0	0	0	5.3	
at Texas	01/24/2023		13:40	0-2	.000	0-0	.000	4-4	1.000	3	1	4	3.9	2	0	2	2	1	4	5.3	
Ole Miss	01/28/2023		10:49	1-2	.500	0-0	.000	2-2	1.000	0	3	3	3.9	0	0	0	1	0	4	5.2	
at Oklahoma	02/01/2023		03:44	0-0	.000	0-0	.000	0-0	.000	0	0	0	3.7	0	0	0	1	0	0	5.0	
TCU	02/04/2023		05:15	1-1	1.000	0-0	.000	1-1	1.000	1	1	2	3.6	1	0	1	0	0	3	4.9	
Texas Tech	02/08/2023		11:01	0-1	.000	0-1	.000	0-0	.000	0	0	0	3.5	1	0	0	0	0	0	4.7	
at Iowa St.	02/11/2023		03:57	0-0	.000	0-0	.000	0-0	.000	0	1	1	3.4	3	0	1	1	0	0	4.5	
Totals			3 378:16	44-71	.620	1-5	.200	23-35	.657	34	50	84	3.4	29	7	17	24	9	112	4.5	

Player Averages

Games Played	Minutes/game	Points/game	FG Pct	3FG Pct	FT Pct	Rebounds/game	Assists/game	Turnovers/game	Assist/Turnover ratio	Steals/game	Blocks/game
25	15.1	4.5	62.0	20.0	65.7	3.4	0.3	0.7	0.4	0.4	1.0

CAREER GAME HIGHS / SUPERLATIVES

Points	12 vs Texas A&M-Corpus Christi, 12/20/22
Rebounds	8, 2X, last at Baylor, 01/15/22
Field Goals	5, 2X, last vs Tulsa, 11/25/22
Field Goals Att.	7 vs NC State, 11/17/21
3-Point FG	1, 4X, last vs Sam Houston, 12/06/22
3-Point FG Att.	2 vs Sam Houston, 12/06/22
Free Throws Made	4, 4X, last vs Texas, 01/24/23
Free Throws Att.	6 vs DePaul, 11/20/22
Assists	2, 2X, last at Baylor, 01/15/22
Steals	2, 2X, last at Kansas State, 01/10/23
Blocks	3, 4X, last at Kansas State, 01/10/23
Minutes	28:12 at Baylor, 01/14/23

Miscellaneous

	Career
Games with 10+ points	5
Games with 20+ points	-
Games with 5+ rebounds	13
Games with 10+ rebounds	-
Games with 3+ assists	-
Games with 2+ steals	2
Games with 2+ blocks	13
Double-Doubles	-
Games led OSU in points	-
Games led OSU in rebounds	5
Games led OSU in assists	-
Games led OSU in steals	2
Games led OSU in blocks	11

CAREER STATS

SMITH, Tyreek

SEASON	TEAM	GP-GS	MIN/AVG	Field Goals		3-Point		F-Throws		Rebounds				Scoring						
				FG-FGA	FG%	3FG-3FGA	3FG%	FT-FTA	FT%	OFF	DEF	TOT	AVG	PF-FO	A	TO	BLK	STL	PTS	AVG
2020-21	TTU	29-0	244/8.4	28-46	.609	3-8	.375	17-28	.607	21	50	71	2.4	21-0	6	5	21	2	76	2.6
2021-22	OSU	30-7	358/11.9	42-65	.646	0-4	.000	21-36	.583	36	47	83	2.8	28-0	11	17	19	7	105	3.5
2022-23	OSU	25-3	378/15.1	44-71	.620	1-5	.200	23-35	.657	34	50	84	3.4	29-0	7	17	24	9	112	4.5
TOTAL FOR OSU		55-10	736/13.4	86-136	.632	1-9	.111	44-71	.620	70	97	167	3.0	57-0	18	34	43	16	217	3.9
TOTAL		84-10	980/11.7	114-182	.626	4-17	.235	61-99	.616	91	147	238	2.8	78-0	24	39	64	18	293	3.5

PLAYER SPOTLIGHT

25 BERNARD KOUMA

Forward • 6-10 • 240 • Senior • South Plains College / Our Saviour Lutheran HS [NY]

(Pronounced: COO-muh)



- Always a positive mind around the Cowboy program, Bernard Kouma saw action in six games.
- Was vital to team moral, on and off the court, with positive energy each day of the year.
- Record a season-best three points in the opening-day victory over UT-Arlington on Nov. 9.

2022-23 GAME-BY-GAME STATS

#25 KOUMA, Bernard

Opponent	Date	GS	MIN	Total		3-Pointers		Free throws		Rebounds				PF	A	TO	BLK	STL	PTS	AVG
				FG-FGA	PCT	3FG-3FGA	PCT	FT-FTA	PCT	OFF	DEF	TOT	AVG							
Tulsa	11/25/2022		01:37	0-0	.000	0-0	.000	0-0	.000	0	0	0	0.0	0	0	1	0	0	0.0	
Prairie View	11/27/2022		01:24	0-1	.000	0-0	.000	0-2	.000	0	0	0	0.0	0	0	1	0	0	0.0	
A&M-Corpus Christi	12/20/2022		03:43	0-1	.000	0-0	.000	0-0	.000	0	1	1	0.3	1	0	0	0	0	0.0	
West Virginia	01/02/2023		02:28	0-0	.000	0-0	.000	0-0	.000	0	0	0	0.3	0	0	0	0	0	0.0	
Texas	01/07/2023		01:48	0-0	.000	0-0	.000	0-0	.000	0	1	1	0.4	1	0	0	0	0	0.0	
at Kansas St.	01/10/2023		04:05	1-2	.500	0-0	.000	0-0	.000	1	1	2	0.7	1	0	1	0	1	0.3	
at Baylor	01/14/2023		02:05	0-0	.000	0-0	.000	0-0	.000	0	0	0	0.6	0	0	0	0	0	0.3	
Oklahoma	01/18/2023		00:47	0-0	.000	0-0	.000	0-0	.000	0	0	0	0.5	0	0	0	0	0	0.3	
at Oklahoma	02/01/2023		00:56	0-0	.000	0-0	.000	0-0	.000	0	0	0	0.4	1	0	0	0	0	0.2	
Totals			0 18:53	1-4	.250	0-0	.000	0-2	.000	1	3	4	0.4	4	0	1	2	1	2	0.2

Player Averages

Games Played	Minutes/game	Points/game	FG Pct	3FG Pct	FT Pct	Rebounds/game	Assists/game	Turnovers/game	Assist/Turnover ratio	Steals/game	Blocks/game
9	2.1	0.2	25.0	0.0	0.0	0.4	0.0	0.1	0.0	0.1	0.2

CAREER GAME HIGHS / SUPERLATIVES

Points	6 at West Virginia, 03/06/21
Rebounds	10 at West Virginia, 03/06/21
Field Goals	3 at West Virginia, 03/06/21
Field Goals Att.	7 at West Virginia, 03/06/21
3-Point FG	-
3-Point FG Att.	-
Free Throws Made	2, 2X, last vs Oregon State, 03/21/21
Free Throws Att.	2, 5X, last vs Prairie View A&M, 11/27/22
Assists	2 vs Oakland, 12/05/20
Steals	1 at Kansas State, 01/10/23
Blocks	1, 5X, last vs Prairie View A&M, 11/27/22
Minutes	21:18 at West Virginia, 03/06/21

Miscellaneous

Miscellaneous	Career
Games with 10+ points	-
Games with 20+ points	-
Games with 5+ rebounds	1
Games with 10+ rebounds	1
Games with 3+ assists	-
Games with 2+ steals	-
Games with 2+ blocks	-
Double-Doubles	-
Games led OSU in points	-
Games led OSU in rebounds	1
Games led OSU in assists	-
Games led OSU in steals	-
Games led OSU in blocks	2

CAREER STATS

KOUMA, Bernard

SEASON	TEAM	GP-GS	MIN	Field Goals		3-Point		F-Throws		Rebounds				Scoring						
				FG-FGA	FG%	3FG-3FGA	3FG%	FT-FTA	FT%	OFF	DEF	TOT	AVG	PF	FO	A	TO	BLK	STL	PTS
2020-21	OSU	26-2	177	16-26	.615	0-0	.000	6-7	.857	20	16	36	1.4	30-1	2	10	3	0	38	1.5
2021-22	OSU	6-0	12/2.0	3-4	.750	0-0	.000	1-2	.500	1	1	2	0.3	3-0	0	3	0	0	7	1.2
2022-23	OSU	9-0	19/2.1	1-4	.250	0-0	.000	0-2	.000	1	3	4	0.4	4-0	0	1	2	1	2	0.2
TOTAL		41-2	208/5.1	20-34	.588	0-0	.000	7-11	.636	22	20	42	1.0	37-1	2	14	5	1	47	1.1

PLAYER SPOTLIGHT

33 MOUSSA CISSE

Forward • 7-1 • 216 • Junior • Conakry, Guinea • Memphis

(pronounced: MOO-suh SEE-say)



- For his efforts throughout the year, named the 2022 Big 12 Defensive Player of the Year
- Started 26 of OSU's 30 games and saw action in 29 while averaging 20 minutes per contest. Posted 7.2 points per game with 6.5 rebounds, 1.86 blocks and 0.3 assists.
- Led the Big 12 in blocked shots.
- Earned the opening day start against UT Arlington on Nov. 9 and quickly showed the impact he would make as he played 17 minutes with 17 points and 10 rebounds with two blocked shots and a steal.
- Posted his second double-double of the season on Nov. 16 against UMass Lowell thanks to a 12 point and 11-rebound night.
- First Big 12 double-double came on Feb. 12 against West Virginia. There he finished with 18 points and 10 rebounds.
- Posted two-straight double-doubles in a stretch of games against Baylor and Oklahoma in late February.
- Had a season-best six blocks in the win over College of Charleston on Nov. 22. Recorded five against Baylor on Feb. 21 and Texas Tech on March 5.
- Recorded eight games with 10 or more rebounds on his way to five double-doubles.

2022-23 GAME-BY-GAME STATS

#33 CISSE, Moussa

Opponent	Date	GS	MIN	Total			3-Pointers			Free throws			Rebounds				PF	A	TO	BLK	STL	PTS	AVG
				FG-FGA	PCT	3FG-3FGA	PCT	FT-FTA	PCT	OFF	DEF	TOT	AVG										
UT Arlington	11/07/2022	*	22:56	2-3	.667	0-0	.000	1-2	.500	1	4	5	5.0	3	2	3	4	2	5	5.0			
Southern Ill.	11/10/2022	*	30:20	5-10	.500	0-0	.000	1-4	.250	5	10	15	10.0	1	0	3	3	0	11	8.0			
at Oakland	11/13/2022	*	23:15	5-9	.556	0-0	.000	1-2	.500	2	8	10	10.0	2	0	1	3	0	11	9.0			
vs UCF	11/18/2022	*	37:42	6-9	.667	0-0	.000	2-4	.500	8	6	14	11.0	4	2	3	6	2	14	10.3			
vs DePaul	11/20/2022	*	17:11	2-3	.667	0-0	.000	0-2	.000	4	7	11	11.0	4	0	1	2	0	4	9.0			
Tulsa	11/25/2022	*	24:26	6-7	.857	0-0	.000	0-2	.000	2	6	8	10.5	0	1	1	3	0	12	9.5			
Prairie View	11/27/2022	*	22:56	6-9	.667	0-0	.000	1-3	.333	5	6	11	10.6	1	0	0	4	0	13	10.0			
at UConn	12/01/2022	*	15:50	0-2	.000	0-0	.000	0-0	.000	2	8	10	10.5	5	0	2	1	0	0	8.8			
Sam Houston	12/06/2022	*	34:55	2-5	.400	0-0	.000	2-3	.667	2	11	13	10.8	3	0	2	4	1	6	8.4			
vs Virginia Tech	12/11/2022	*	29:30	3-5	.600	0-0	.000	6-9	.667	1	6	7	10.4	4	1	2	1	0	12	8.8			
vs Wichita St.	12/17/2022	*	28:36	1-2	.500	0-0	.000	1-2	.500	3	9	12	10.5	1	0	2	3	0	3	8.3			
A&M-Corpus Christi	12/20/2022	*	30:29	6-9	.667	0-0	.000	0-2	.000	1	13	14	10.8	2	1	2	1	1	12	8.6			
at Kansas	12/31/2022	*	24:51	2-5	.400	0-0	.000	0-1	.000	3	3	6	10.5	1	2	0	2	1	4	8.2			
West Virginia	01/02/2023	*	10:32	3-5	.600	0-0	.000	0-0	.000	0	3	3	9.9	2	0	0	1	1	6	8.1			
Oklahoma	01/18/2023		02:09	0-0	.000	0-0	.000	0-0	.000	0	1	1	9.3	0	0	0	0	0	0	7.5			
Iowa St.	01/21/2023		14:07	0-0	.000	0-0	.000	0-0	.000	0	3	3	8.9	1	0	0	1	1	0	7.1			
Ole Miss	01/28/2023		07:32	0-2	.000	0-0	.000	1-2	.500	2	2	4	8.6	0	1	0	1	0	1	6.7			
at Oklahoma	02/01/2023		18:16	8-10	.800	0-0	.000	2-2	1.000	3	2	5	8.4	1	1	1	1	0	18	7.3			
TCU	02/04/2023		21:16	3-6	.500	0-0	.000	0-1	.000	1	5	6	8.3	3	1	1	2	0	6	7.3			
Texas Tech	02/08/2023		19:37	1-4	.250	0-0	.000	3-3	1.000	2	4	6	8.2	2	0	1	1	0	5	7.2			
at Iowa St.	02/11/2023		23:27	2-4	.500	0-0	.000	0-5	.000	1	7	8	8.2	3	0	2	2	0	4	7.0			
Totals			14	459:52	63-109	.578	0-0	.000	21-49	.429	48	124	172	8.2	43	12	27	46	9	147	7.0		

Player Averages

Games Played	Minutes/game	Points/game	FG Pct	3FG Pct	FT Pct	Rebounds/game	Assists/game	Turnovers/game	Assist/Turnover ratio	Steals/game	Blocks/game
21	21.9	7.0	57.8	0.0	42.9	8.2	0.6	1.3	0.4	0.4	2.2

CAREER GAME HIGHS / SUPERLATIVES

Points	18, 2X, last at Oklahoma, 02/01/23
Rebounds	15 vs Southern Illinois, 11/10/22
Field Goals	8, 2X, last at Oklahoma, 02/01/23
Field Goals Att.	13 vs East Carolina, 01/24/21
3-Point FG	-
3-Point FG Att.	1 at South Florida, 03/02/21
Free Throws Made	6 vs Virginia Tech, 12/11/22
Free Throws Att.	9 vs Virginia Tech, 12/11/22
Assists	2, 3X, last at Kansas, 12/31/22
Steals	2, 2X, last vs UCF, 11/18/22
Blocks	6, 2X, last vs UCF, 11/18/22
Minutes	37:42 vs UCF, 11/18/22

Miscellaneous

Miscellaneous	Career
Games with 10+ points	23
Games with 20+ points	-
Games with 5+ rebounds	58
Games with 10+ rebounds	22
Games with 3+ assists	-
Games with 2+ steals	2
Games with 2+ blocks	37
Double-Doubles	11
Games led OSU in points	4
Games led OSU in rebounds	25
Games led OSU in assists	-
Games led OSU in steals	4
Games led OSU in blocks	35

CAREER STATS

CISSE, Moussa

SEASON	TEAM	GP-GS	MIN/AVG	Field Goals		3-Point		F-Throws		Rebounds				Scoring						
				FG-FGA	FG%	3FG-3FGA	3FG%	FT-FTA	FT%	OFF	DEF	TOT	AVG	PF-FO	A	TO	BLK	STL	PTS	AVG
2020-21	Mem	28-28	519/18.5	80-145	.552	0-1	.000	24-74	.324	63	113	176	6.3	66-2	13	44	46	8	184	6.6
2021-22	OSU	29-26	580/20.0	80-143	.559	0-0	.000	50-89	.562	77	112	189	6.5	65-1	10	38	54	12	210	7.2
2022-23	OSU	21-14	460/21.9	63-109	.578	0-0	.000	21-49	.429	48	124	172	8.2	43-1	12	27	46	9	147	7.0
TOTAL FOR OSU	50-40	1040/20.8	143-252	.567	0-0	.000	71-138	.514	125	236	361	7.2	108-2	22	65	100	21	357	7.1	
TOTAL	78-68	1560/20.0	223-397	.562	0-1	.000	95-212	.448	188	349	537	6.9	174-4	35	109	146	29	541	6.9	

PLAYER SPOTLIGHT

35 WESTON CHURCH

Guard • 6-3 • 180 • Junior • Fairview, Okla. • Fairview HS



- With positive energy on and off the court, Weston Church impacted the Cowboy program each day with his positivity and work ethic.
- Saw action in four games for the Cowboys, including checking in against Big 12 foe West Virginia on Feb. 12.
- Recorded his first bucket in a Cowboy uniform in the final seconds of the 2021-22 season opener against UT Arlington to a standing ovation from the home crowd at Gallagher-Iba Arena.
- Joined the Cowboys as a walk-on in the fall of 2020 and provided a strong practice presence.
- Key cog in OSU's nine wins over AP Top-25 squads, the program's first Big 12 Championship title game appearance since 2005 and its first NCAA Tournament victory since 2009.
- The Enid News named Church to their All-Northwest Oklahoma First Team following the 2020 season.
- Averaged 24.7 points and 5.0 rebounds per game as a senior.
- Earned a spot on the Oklahoma Basketball Coaches Association All-District 1 Team and was named an All-Great Plains Conference selection.
- Named to the OCA Small West 2A All-Star Team.
- Named the valedictorian of his graduating class at Fairview.
- President of his school's Future Farmers of America chapter, and also served as Fairview's student council treasurer and was an active member of the school's National Honors Society and Fellowship of Christian Athletes groups.
- Born on March 15, 2002.
- Son of Scott and Natalie Church.
- Has one brother, Will.

2022-23 GAME-BY-GAME STATS

#35 CHURCH, Weston

Opponent	Date	GS	MIN	Total		3-Pointers		Free throws		Rebounds				PF	A	TO	BLK	STL	PTS	AVG
				FG-FGA	PCT	3FG-3FGA	PCT	FT-FTA	PCT	OFF	DEF	TOT	AVG							
at Oakland	11/13/2022		01:18	1-1	1.000	1-1	1.000	0-0	.000	0	0	0	0.0	0	0	0	0	0	3	3.0
Tulsa	11/25/2022		01:37	0-0	.000	0-0	.000	0-0	.000	0	1	1	0.5	0	0	0	0	0	1.5	
Prairie View	11/27/2022		01:24	0-0	.000	0-0	.000	0-0	.000	0	0	0	0.3	0	0	0	0	0	1.0	
A&M-Corpus Christi	12/20/2022		01:19	0-0	.000	0-0	.000	0-0	.000	0	0	0	0.3	0	0	0	0	0	0.8	
Oklahoma	01/18/2023		00:47	0-0	.000	0-0	.000	0-0	.000	0	0	0	0.2	0	0	0	0	0	0.6	
at Oklahoma	02/01/2023		00:56	0-0	.000	0-0	.000	0-0	.000	0	0	0	0.2	0	0	0	0	0	0.5	
Totals			07:21	1-1	1.000	1-1	1.000	0-0	.000	0	1	1	0.2	0	0	0	0	0	3	0.5

Player Averages

Games Played	Minutes/game	Points/game	FG Pct	3FG Pct	FT Pct	Rebounds/game	Assists/game	Turnovers/game	Assist/Turnover ratio	Steals/game	Blocks/game
6	1.2	0.5	100.0	100.0	0.0	0.2	0.0	0.0	0.0	0.0	0.0

CAREER GAME HIGHS / SUPERLATIVES

Points	3 at Oakland, 11/13/22
Rebounds	1 vs Tulsa, 11/25/22
Field Goals	1, 2X, last at Oakland, 11/13/22
Field Goals Att.	2 vs UT Arlington, 11/09/21
3-Point FG	1 at Oakland, 11/13/22
3-Point FG Att.	1 at Oakland, 11/13/22
Free Throws Made	-
Free Throws Att.	-
Assists	-
Steals	1 vs West Virginia, 02/12/22
Blocks	-
Minutes	1:37 vs Tulsa, 11/25/22

Miscellaneous

Miscellaneous	Career
Games with 10+ points	-
Games with 20+ points	-
Games with 5+ rebounds	-
Games with 10+ rebounds	-
Games with 3+ assists	-
Games with 2+ steals	-
Games with 2+ blocks	-
Double-Doubles	-
Games led OSU in points	-
Games led OSU in rebounds	-
Games led OSU in assists	-
Games led OSU in steals	1
Games led OSU in blocks	-

CAREER STATS

CHURCH, Weston

SEASON TEAM	GP	GS	Field Goals			3-Point		F-Throws		Rebounds				Scoring							
			MIN	AVG	FG-FGA	FG%	3FG-3FGA	3FG%	FT-FTA	FT%	OFF	DEF	TOT	AVG	PF	FO	A	TO	BLK	STL	PTS
2021-22 OSU	4	0	6	1.4	1-3	.333	0-0	.000	0-0	.000	1	0	1	0.3	1-0	0	1	0	1	2	0.5
2022-23 OSU	6	0	7	1.2	1-1	1.000	1-1	1.000	0-0	.000	0	1	1	0.2	0-0	0	0	0	0	3	0.5
TOTAL	10	0	13	1.3	2-4	.500	1-1	1.000	0-0	.000	1	1	2	0.2	1-0	0	1	0	1	5	0.5

PLAYER SPOTLIGHT

51 JOHN-MICHAEL WRIGHT

Guard • 6-1 • 190 • Senior • Fayetteville, N.C. • High Point/Fayetteville Academy



- In the 2021-22 season, his junior year of eligibility, he played and started in all 32 games for High Point while averaging 34.9 minutes per contest. He shot .410 from the field and .363 from behind the arc as he averaged 18.4 points, 4.4 rebounds 3.4 assists.
- He finished the year with the eight-best assist-turnover ratio in the Big South, the ninth-best field goal percentage, had the second-most free throw attempts (third-most made), led the conference in scoring average and had the eighth-most assists.
- Thanks to his play, he earned NABC District 3 First Team honors.
- For the season-straight season, was named to the All-Big South First Team in 2022.
- Wright entered the season outside the top-10 for scoring on HPU's D1 scoring leaders list but finished it in fourth with 1,464.
- A true scoring threat each time he took the court, was named to the All-Big South First Team his sophomore season.
- That year he was also selected as the Big South Player of the Week on Nov. 30.
- During the standout season, he led the Panthers in scoring (20.1 ppg), three pointers made (48), and free throw percentage (.779).
- He scored a season high 29 points on two separate occasions his sophomore year. At Davidson (Nov. 25) and against Winthrop (Feb. 19) and started all 22 games that he played in.
- Scored in double digits 21 times during that season and totaled 14 games with 20 or more points.
- Recorded his first double-double of the season against Winthrop with 27 points and 10 rebounds on Feb. 18, 2021, and earned his second against USC Upstate with 24 points and 10 rebounds on Feb. 27.
- As a freshman, he was named to the Big South All-Freshman Team and earned honorable mention All-Big South Conference honors.
- That year, he led the team in scoring (14.2 ppg), three-pointers made (60), and minutes per game (32.5).
- The conference quickly took notice of the freshman as he was a five-time Big South Freshman of the Week honoree (Nov. 11, Nov. 25, Dec. 16, Jan. 27, Mar. 2).
- During that first year, he scored in double-digits 23 times throughout the season and notably scored career-high 31 points against Gardner-Webb on Jan. 23.

2022-23 GAME-BY-GAME STATS

#51 WRIGHT, John-Michael

Opponent	Date	GS	MIN	Total		3-Pointers		Free throws		Rebounds				PF	A	TO	BLK	STL	PTS	AVG	
				FG-FGA	PCT	3FG-3FGA	PCT	FT-FTA	PCT	OFF	DEF	TOT	AVG								
UT Arlington	11/07/2022	*	22:55	4-8	.500	3-5	.600	3-3	1.000	1	2	3	3.0	1	1	2	0	1	14	14.0	
Southern Ill.	11/10/2022	*	30:59	1-6	.167	0-3	.000	2-2	1.000	1	4	5	4.0	1	2	3	0	0	4	9.0	
at Oakland	11/13/2022	*	28:50	6-10	.600	4-7	.571	0-0	.000	0	3	3	3.7	1	4	0	0	1	16	11.3	
vs UCF	11/18/2022	*	41:09	1-9	.111	0-5	.000	4-4	1.000	0	3	3	3.5	1	0	1	0	1	6	10.0	
vs DePaul	11/20/2022	*	34:22	5-14	.357	0-4	.000	4-4	1.000	0	4	4	3.6	0	3	1	0	0	14	10.8	
Tulsa	11/25/2022	*	26:42	3-9	.333	2-6	.333	0-0	.000	0	0	0	3.0	0	3	0	0	2	8	10.3	
Prairie View	11/27/2022	*	24:48	3-5	.600	1-3	.333	0-0	.000	0	1	1	2.7	0	2	2	0	3	7	9.9	
at UConn	12/01/2022	*	29:27	2-6	.333	1-3	.333	2-2	1.000	0	3	3	2.8	1	0	3	0	1	7	9.5	
Sam Houston	12/06/2022	*	20:37	4-6	.667	2-4	.500	0-0	.000	0	2	2	2.7	1	2	2	0	1	10	9.6	
vs Virginia Tech	12/11/2022	*	28:26	1-5	.200	1-4	.250	0-0	.000	3	3	6	3.0	2	3	0	0	1	3	8.9	
vs Wichita St.	12/17/2022	*	32:38	5-10	.500	4-7	.571	2-2	1.000	0	6	6	3.3	1	1	2	0	1	16	9.5	
A&M-Corpus Christi	12/20/2022	*	28:44	2-6	.333	2-6	.333	0-0	.000	0	3	3	3.3	3	3	2	0	1	6	9.3	
at Kansas	12/31/2022	*	33:27	6-15	.400	4-9	.444	3-4	.750	0	4	4	3.3	1	3	4	0	1	19	10.0	
West Virginia	01/02/2023	*	33:05	4-7	.571	2-4	.500	1-2	.500	0	1	1	3.1	3	4	5	0	1	11	10.1	
Texas	01/07/2023	*	29:45	2-9	.222	2-7	.286	1-1	1.000	0	2	2	3.1	1	1	4	0	0	7	9.9	
at Kansas St.	01/10/2023	*	25:51	1-9	.111	1-3	.333	0-0	.000	1	1	2	3.0	4	0	1	0	2	3	9.4	
at Baylor	01/14/2023	*	18:42	0-5	.000	0-5	.000	0-0	.000	0	0	0	2.8	4	1	0	0	0	0	8.9	
Oklahoma	01/18/2023	*	20:11	2-9	.222	1-5	.200	0-0	.000	0	0	0	2.7	0	1	0	0	0	5	8.7	
Iowa St.	01/21/2023	*	25:20	3-6	.500	2-4	.500	0-0	.000	0	1	1	2.6	1	2	1	0	0	8	8.6	
at Texas	01/24/2023	*	31:19	6-16	.375	4-10	.400	2-3	.667	2	1	3	2.6	2	1	0	0	2	18	9.1	
Ole Miss	01/28/2023	*	28:01	4-7	.571	2-4	.500	0-0	.000	0	5	5	2.7	2	1	3	0	0	10	9.1	
at Oklahoma	02/01/2023	*	19:55	1-5	.200	0-1	.000	0-1	.000	0	4	4	2.8	2	0	1	0	4	2	8.8	
TCU	02/04/2023	*	36:49	6-10	.600	4-6	.667	1-2	.500	0	3	3	2.8	2	1	3	2	0	17	9.2	
Texas Tech	02/08/2023	*	23:11	3-6	.500	0-2	.000	2-5	.400	2	4	6	2.9	3	1	1	0	0	8	9.1	
at Iowa St.	02/11/2023	*	38:05	6-10	.600	3-6	.500	4-4	1.000	0	2	2	2.9	3	2	4	0	2	19	9.5	
Totals			25	713:17	81-208	.389	45-123	.366	31-39	.795	10	62	72	2.9	40	42	45	2	25	238	9.5

Player Averages

Games Played	Minutes/game	Points/game	FG Pct	3FG Pct	FT Pct	Rebounds/game	Assists/game	Turnovers/game	Assist/Turnover ratio	Steals/game	Blocks/game
25	28.5	9.5	38.9	36.6	79.5	2.9	1.7	1.8	0.9	1.0	0.1

CAREER GAME HIGHS / SUPERLATIVES

Points	34 at Charleston So., 01/19/22
Rebounds	11 vs UNC Asheville, 02/27/20
Field Goals	13 at Charleston So., 01/19/22
Field Goals Att.	29 vs Furman, 11/30/21
3-Point FG	8 at Campbell, 01/30/20
3-Point FG Att.	12, 2X, last vs Furman, 11/30/21
Free Throws Made	10, 3X, last at Hampton, 01/22/22
Free Throws Att.	14 at Elon, 11/28/20
Assists	9 at Northwestern, 11/12/21
Steals	5 vs Charleston So., 02/11/21
Blocks	2, 2X, last vs TCU, 02/04/23
Minutes	46:00 vs Furman, 11/30/21

Miscellaneous

Miscellaneous	Career
Games with 10+ points	84
Games with 20+ points	33
Games with 5+ rebounds	49
Games with 10+ rebounds	6
Games with 3+ assists	53
Games with 2+ steals	36
Games with 2+ blocks	2
Double-Doubles	6
Games led OSU in points	2
Games led OSU in rebounds	-
Games led OSU in assists	3
Games led OSU in steals	5
Games led OSU in blocks	1

CAREER STATS

WRIGHT, John-michael

SEASON	TEAM	GP-GS	MIN/AVG	Field Goals		3-Point		F-Throws		Rebounds				PF-FO	A	TO	BLK	STL	Scoring	
				FG-FGA	FG%	3FG-3FGA	3FG%	FT-FTA	FT%	OFF	DEF	TOT	AVG						PTS	AVG
2019-20	HP	32-32	1038/32.4	153-392	.390	60-181	.331	88-116	.759	45	124	169	5.3	72-1	73	51	11	34	454	14.2
2020-21	HP	22-22	739/33.6	151-361	.418	48-140	.343	106-136	.778	29	86	115	5.2	48-1	71	49	7	35	456	20.7
2021-22	HP	32-32	1117/34.9	195-476	.410	65-179	.363	133-171	.778	22	118	140	4.4	73-4	108	82	9	32	588	18.4
2022-23	OSU	25-25	713/28.5	81-208	.389	45-123	.366	31-39	.795	10	62	72	2.9	40-0	42	45	2	25	238	9.5
TOTAL FOR OSU		25-25	713/28.5	81-208	.389	45-123	.366	31-39	.795	10	62	72	2.9	40-0	42	45	2	25	238	9.5
TOTAL		111-111	3607/32.5	580-1437	.404	218-623	.350	358-462	.775	106	390	496	4.5	293-6	294	227	29	126	1736	15.6

2022-23 CUMULATIVE STATS

Game Records

Record	Overall	Home	Away	Neutral
ALL GAMES	16-9	11-2	3-5	2-2
CONFERENCE	7-5	5-1	2-4	0-0
NON-CONFERENCE	9-4	6-1	1-1	2-2

Score by Periods

Team	1st	2nd	OT	TOT
Oklahoma St.	827	899	4	1730
Opponents	741	835	8	1584

Team Box Score

No.	Player	Total			3-Point			F-Throw		Rebounds				Other Stats								
		GP-GS	MIN	AVG	FG-FGA	FG%	3FG-3FGA	3FG%	FT-FTA	FT%	OFF	DEF	TOT	AVG	PF	DQ	A	TO	BLK	STL	PTS	AVG
22	BOONE, Kalib	25-25	593:47	23.8	115-190	.605	1-7	.143	66-84	.786	60	77	137	5.5	58	1	32	46	32	16	297	11.9
1	THOMPSON, Bryce	25-25	731:43	29.3	106-273	.388	44-114	.386	25-47	.532	5	66	71	2.8	50	0	58	66	2	15	281	11.2
0	ANDERSON, III, Avery	22-22	614:18	27.9	77-193	.399	11-61	.180	79-96	.823	8	69	77	3.5	55	3	75	66	8	32	244	11.1
51	WRIGHT, John-Michael	25-25	713:17	28.5	81-208	.389	45-123	.366	31-39	.795	10	62	72	2.9	40	0	42	45	2	25	238	9.5
5	ASBERRY, Caleb	23-3	568:12	24.7	55-137	.401	37-104	.356	40-48	.833	6	72	78	3.4	49	0	40	28	6	13	187	8.1
33	CISSE, Moussa	21-14	459:52	21.9	63-109	.578	0-0	.000	21-49	.429	48	124	172	8.2	43	1	12	27	46	9	147	7.0
4	NEWTON, Woody	18-8	308:46	17.2	32-74	.432	14-38	.368	12-22	.545	19	47	66	3.7	38	0	9	13	4	7	90	5.0
23	SMITH, Tyreek	25-3	378:16	15.1	44-71	.620	1-5	.200	23-35	.657	34	50	84	3.4	29	0	7	17	24	9	112	4.5
2	HARRIS JR., Chris	25-0	335:27	13.4	21-74	.284	14-54	.259	11-14	.786	4	28	32	1.3	27	0	30	16	3	16	67	2.7
13	WILLIAMS, Quion	24-0	271:20	11.3	23-65	.354	6-27	.222	10-15	.667	20	30	50	2.1	38	0	18	16	3	8	62	2.6
35	CHURCH, Weston	6-0	07:21	1.2	1-1	1.000	1-1	1.000	0-0	.000	0	1	1	0.2	0	0	0	0	0	0	3	0.5
25	KOUMA, Bernard	9-0	18:53	2.1	1-4	.250	0-0	.000	0-2	.000	1	3	4	0.4	4	0	0	1	2	1	2	0.2
12	BROWN, Naz	7-0	12:11	1.7	0-4	.000	0-3	.000	0-0	.000	0	0	0	0.0	1	0	1	3	0	0	0	0.0
15	SAGER, Carson	6-0	07:21	1.2	0-0	.000	0-0	.000	0-0	.000	0	1	1	0.2	1	0	0	2	0	0	0	0.0
21	MANZER, Brooks	3-0	04:19	1.4	0-0	.000	0-0	.000	0-0	.000	0	1	1	0.3	0	0	1	0	0	0	0	0.0
Team											46	30	76						11			
Total		25	5025		619-1403	.441	174-537	.324	318-451	.705	261	661	922	36.9	433	5	325	357	132	151	1730	69.2
Opponents		25	5025		547-1433	.382	160-540	.296	330-446	.740	259	580	839	33.6	438	7	272	337	66	187	1584	63.4

Team Statistics

	OSU	OPP
Scoring	1730	1584
Points per game	69.2	63.4
Scoring margin	+5.8	-
Field goals-att	619-1403	547-1433
Field goal pct	.441	.382
3 point fg-att	174-537	160-540
3-point FG pct	.324	.296
3-pt FG made per game	7.0	6.4
Free throws-att	318-451	330-446
Free throw pct	.705	.740
F-Throws made per game	12.7	13.2
Rebounds	922	839
Rebounds per game	36.9	33.6
Rebounding margin	+3.3	-
Assists	325	272
Assists per game	13.0	10.9
Turnovers	357	337
Turnovers per game	14.3	13.5
Turnover margin	-0.8	-
Assist/turnover ratio	0.9	0.8
Steals	151	187
Steals per game	6.0	7.5
Blocks	132	66
Blocks per game	5.3	2.6
Winning streak	5	-
Home win streak	5	-
Attendance	95530	88988
Home games-Avg/Game	13-7348	8-11124
Neutral site-Avg/Game	-	4-2296

Team Results

Date	Opponent		Score	Att.
11/07/2022	UT Arlington	W	77-66	5324
11/10/2022	Southern Ill.	L	60-61	5324
11/13/2022	at Oakland	W	91-62	3651
11/18/2022	vs UCF	Lot	56-60	687
11/20/2022	vs DePaul	W	82-78	714
11/25/2022	Tulsa	W	82-56	9856
11/27/2022	Prairie View	W	78-53	5683
12/01/2022	at UConn	L	64-74	10167
12/06/2022	Sam Houston	W	65-51	5368
12/11/2022	vs Virginia Tech	L	65-70	0
12/17/2022	vs Wichita St.	W	59-49	7783
12/20/2022	A&M-Corpus Christi	W	81-58	6007
12/31/2022	at Kansas	L	67-69	16300
01/02/2023	West Virginia	W	67-60	6134
01/07/2023	Texas	L	46-56	7368
01/10/2023	at Kansas St.	L	57-65	11000
01/14/2023	at Baylor	L	58-74	9616
01/18/2023	Oklahoma	W	72-56	10789
01/21/2023	Iowa St.	W	61-59	6656
01/24/2023	at Texas	L	75-89	10763
01/28/2023	Ole Miss	W	82-60	9973
02/01/2023	at Oklahoma	W	71-61	13224
02/04/2023	TCU	W	79-73	9581
02/08/2023	Texas Tech	W	71-68	7467
02/11/2023	at Iowa St.	W	64-56	14267

BIG 12 ONLY

Game Records

Record	Overall	Home	Away	Neutral
ALL GAMES	7-5	5-1	2-4	0-0
CONFERENCE	7-5	5-1	2-4	0-0
NON-CONFERENCE	0-0	0-0	0-0	0-0

Score by Periods

Team	1st	2nd	OT	TOT
Oklahoma St.	383	405	0	788
Opponents	381	405	0	786

Team Box Score

No.	Player	Total			3-Point		F-Throw		Rebounds				PF DQ		A		TO		BLK STL		PTS		AVG
		GP-GS	MIN	AVG	FG-FGA	FG%	3FG-3FGA	3FG%	FT-FTA	FT%	OFF	DEF	TOT	AVG	PF	DQ	A	TO	BLK	STL	PTS		
22	BOONE, Kalib	12-12	292:60	24.4	67-103	.650	0-2	.000	31-41	.756	25	44	69	5.8	27	0	13	20	20	9	165	13.8	
1	THOMPSON, Bryce	12-12	349:35	29.1	50-126	.397	23-53	.434	13-24	.542	2	36	38	3.2	27	0	24	33	0	7	136	11.3	
51	WRIGHT, John-Michael	12-12	335:40	28.0	40-107	.374	23-62	.371	14-22	.636	5	23	28	2.3	26	0	17	24	2	12	117	9.8	
0	ANDERSON, III, Avery	9-9	238:43	26.5	30-81	.370	2-22	.091	19-31	.613	1	24	25	2.8	20	2	33	23	3	4	81	9.0	
5	ASBERRY, Caleb	12-3	308:57	25.7	30-70	.429	20-55	.364	22-29	.759	3	43	46	3.8	25	0	20	14	5	7	102	8.5	
33	CISSE, Moussa	8-2	134:15	16.8	19-34	.559	0-0	.000	5-12	.417	10	28	38	4.8	13	0	4	5	10	3	43	5.4	
4	NEWTON, Woody	12-7	253:36	21.1	22-56	.393	10-29	.345	10-17	.588	15	39	54	4.5	30	0	9	7	3	7	64	5.3	
2	HARRIS JR., Chris	12-0	170:33	14.2	9-36	.250	6-28	.214	7-7	1.000	2	11	13	1.1	12	0	11	8	2	9	31	2.6	
13	WILLIAMS , Quion	11-0	121:36	11.1	10-35	.286	1-13	.077	5-7	.714	9	12	21	1.9	22	0	10	8	2	4	26	2.4	
23	SMITH, Tyreek	12-3	174:25	14.5	6-19	.316	0-1	.000	9-14	.643	17	18	35	2.9	18	0	3	10	17	5	21	1.8	
25	KOUMA, Bernard	6-0	12:08	2.0	1-2	.500	0-0	.000	0-0	.000	1	2	3	0.5	3	0	0	1	0	1	2	0.3	
15	SAGER, Carson	2-0	01:42	0.9	0-0	.000	0-0	.000	0-0	.000	0	0	0	0.0	0	0	0	1	0	0	0	0.0	
35	CHURCH, Weston	2-0	01:42	0.9	0-0	.000	0-0	.000	0-0	.000	0	0	0	0.0	0	0	0	0	0	0	0	0.0	
12	BROWN, Naz	3-0	04:08	1.4	0-1	.000	0-0	.000	0-0	.000	0	0	0	0.0	0	0	1	1	0	0	0	0.0	
Team											21	18	39				8						
Total		12	2400		284-670	.424	85-265	.321	135-204	.662	111	298	409	34.1	223	2	145	163	64	68	788	65.7	
Opponents		12	2400		273-672	.406	77-231	.333	163-227	.718	125	307	432	36.0	216	4	148	167	34	81	786	65.5	

Team Statistics

	OSU	OPP
Scoring	788	786
Points per game	65.7	65.5
Scoring margin	+0.2	-
Field goals-att	284-670	273-672
Field goal pct	.424	.406
3 point fg-att	85-265	77-231
3-point FG pct	.321	.333
3-pt FG made per game	7.1	6.4
Free throws-att	135-204	163-227
Free throw pct	.662	.718
F-Throws made per game	11.3	13.6
Rebounds	409	432
Rebounds per game	34.1	36.0
Rebounding margin	-1.9	-
Assists	145	148
Assists per game	12.1	12.3
Turnovers	163	167
Turnovers per game	13.6	13.9
Turnover margin	+0.3	-
Assist/turnover ratio	0.9	0.9
Steals	68	81
Steals per game	5.7	6.8
Blocks	64	34
Blocks per game	5.3	2.8
Winning streak	4	-
Home win streak	4	-
Attendance	47995	75170
Home games-Avg/Game	6-7999	6-12528
Neutral site-Avg/Game	-	0-0

Team Results

Date	Opponent		Score	Att.
12/31/2022	at Kansas	L	67-69	16300
01/02/2023	West Virginia	W	67-60	6134
01/07/2023	Texas	L	46-56	7368
01/10/2023	at Kansas St.	L	57-65	11000
01/14/2023	at Baylor	L	58-74	9616
01/18/2023	Oklahoma	W	72-56	10789
01/21/2023	Iowa St.	W	61-59	6656
01/24/2023	at Texas	L	75-89	10763
02/01/2023	at Oklahoma	W	71-61	13224
02/04/2023	TCU	W	79-73	9581
02/08/2023	Texas Tech	W	71-68	7467
02/11/2023	at Iowa St.	W	64-56	14267

GAME-BY-GAME / OPPONENT GAME-BY-GAME

OKLAHOMA STATE GAME-BY-GAME

Opponent	Date	Score	Total		3-Pointers		Free throws		Rebounds				PF	A	TO	BLK	STL	PTS	AVG
			FG-FGA	PCT	3FG-3FGA	PCT	FT-FTA	PCT	OFF	DEF	TOT	AVG							
UT Arlington	11/07/2022	77-66 W	26-60	.433	6-25	.240	19-27	.704	14	26	40	40.0	22	13	17	7	8	77	77.0
Southern Ill.	11/10/2022	60-61 L	24-57	.421	4-16	.250	8-16	.500	11	32	43	41.5	12	10	14	6	7	60	68.5
at Oakland	11/13/2022	91-62 W	35-64	.547	12-23	.522	9-10	.900	6	31	37	40.0	19	24	10	5	5	91	76.0
vs UCF	11/18/2022	56-60 Lot	17-58	.293	2-20	.100	20-24	.833	16	26	42	40.5	19	13	18	8	7	56	71.0
vs DePaul	11/20/2022	82-78 W	29-58	.500	3-14	.214	21-28	.750	14	24	38	40.0	22	13	17	3	6	82	73.2
Tulsa	11/25/2022	82-56 W	32-66	.485	9-27	.333	9-14	.643	12	31	43	40.5	8	16	13	4	9	82	74.7
Prairie View	11/27/2022	78-53 W	30-54	.556	5-15	.333	13-23	.565	15	26	41	40.6	9	13	11	9	8	78	75.1
at UConn	12/01/2022	64-74 L	22-56	.393	4-11	.364	16-19	.842	13	26	39	40.4	25	5	17	3	4	64	73.8
Sam Houston	12/06/2022	65-51 W	23-49	.469	9-24	.375	10-14	.714	14	23	37	40.0	14	13	17	4	6	65	72.8
vs Virginia Tech	12/11/2022	65-70 L	22-55	.400	7-24	.292	14-19	.737	11	27	38	39.8	21	14	17	7	6	65	72.0
vs Wichita St.	12/17/2022	59-49 W	19-48	.396	9-23	.391	12-15	.800	7	28	35	39.4	13	14	14	4	6	59	70.8
A&M-Corpus Christi	12/20/2022	81-58 W	29-57	.509	13-33	.394	10-13	.769	6	35	41	39.5	13	22	16	3	8	81	71.7
at Kansas	12/31/2022	67-69 L	23-54	.426	13-29	.448	8-11	.727	10	22	32	38.9	15	13	13	5	5	67	71.3
West Virginia	01/02/2023	67-60 W	25-52	.481	5-16	.313	12-17	.706	6	24	30	38.3	25	8	14	3	5	67	71.0
Texas	01/07/2023	46-56 L	14-46	.304	6-21	.286	12-21	.571	9	26	35	38.1	20	8	18	12	5	46	69.3
at Kansas St.	01/10/2023	57-65 L	22-66	.333	5-22	.227	8-9	.889	15	27	42	38.3	17	13	16	6	11	57	68.6
at Baylor	01/14/2023	58-74 L	23-60	.383	7-33	.212	5-8	.625	8	22	30	37.8	19	12	10	6	2	58	67.9
Oklahoma	01/18/2023	72-56 W	27-63	.429	7-17	.412	11-17	.647	9	28	37	37.8	12	13	7	7	5	72	68.2
Iowa St.	01/21/2023	61-59 W	18-41	.439	9-21	.429	16-28	.571	6	25	31	37.4	12	12	16	6	3	61	67.8
at Texas	01/24/2023	75-89 L	26-61	.426	8-26	.308	15-20	.750	11	16	27	36.9	26	16	16	5	7	75	68.2
Ole Miss	01/28/2023	82-60 W	27-51	.529	6-17	.353	22-25	.880	11	28	39	37.0	13	10	13	5	3	82	68.8
at Oklahoma	02/01/2023	71-61 W	29-67	.433	4-16	.250	9-12	.750	14	28	42	37.2	22	14	11	3	8	71	68.9
TCU	02/04/2023	79-73 W	30-57	.526	8-19	.421	11-17	.647	6	27	33	37.0	15	14	16	4	5	79	69.3
Texas Tech	02/08/2023	71-68 W	26-59	.441	5-23	.217	14-24	.583	14	22	36	37.0	18	12	10	2	8	71	69.4
at Iowa St.	02/11/2023	64-56 W	21-44	.477	8-22	.364	14-20	.700	3	31	34	36.9	22	10	16	5	4	64	69.2
Total		1730	619-1403	.441	174-537	.324	318-451	.705	261	661	922	36.9	433	325	357	132	151	1730	69.2
Opponents		1584	547-1433	.382	160-540	.296	330-446	.740	259	580	839	33.6	438	272	337	66	187	1584	63.4

Oklahoma St. Averages

Games Played	Points/game	FG Pct	3FG Pct	FT Pct	Rebounds/game	Assists/game	Turnovers/game	Assist/Turnover ratio	Steals/game	Blocks/game
25	69.2	44.1	32.4	70.5	36.9	13.0	14.3	0.9	6.0	5.3

OPPONENT GAME-BY-GAME

Opponent	Date	Score	FG-FGA	PCT	3FG-3FGA	PCT	FT-FTA	PCT	OFF	DEF	TOT	AVG	PF	A	TO	BLK	STL	PTS	AVG
UT Arlington	11/07/2022	77-66 W	21-59	.356	4-17	.235	20-25	.800	13	24	37	37.0	21	7	19	1	11	66	66.0
Southern Ill.	11/10/2022	60-61 L	23-60	.383	9-31	.290	6-7	.857	5	26	31	34.0	17	13	9	1	10	61	63.5
at Oakland	11/13/2022	91-62 W	22-60	.367	4-22	.182	14-15	.933	8	23	31	33.0	12	11	13	3	5	62	63.0
vs UCF	11/18/2022	56-60 Lot	18-59	.305	9-25	.360	15-17	.882	13	26	39	34.5	17	12	21	4	7	60	62.3
vs DePaul	11/20/2022	82-78 W	22-57	.386	7-23	.304	27-33	.818	13	14	27	33.0	23	11	14	3	5	78	65.4
Tulsa	11/25/2022	82-56 W	24-66	.364	7-30	.233	1-4	.250	13	25	38	33.8	14	11	19	2	7	56	63.8
Prairie View	11/27/2022	78-53 W	21-57	.368	7-24	.292	4-8	.500	10	15	25	32.6	19	7	15	3	10	53	62.3
at UConn	12/01/2022	64-74 L	21-56	.375	8-23	.348	24-33	.727	13	22	35	32.9	16	11	7	3	8	74	63.8
Sam Houston	12/06/2022	65-51 W	17-49	.347	6-21	.286	11-17	.647	8	14	22	31.7	15	8	11	2	12	51	62.3
vs Virginia Tech	12/11/2022	65-70 L	22-57	.386	7-20	.350	19-24	.792	11	26	37	32.2	18	12	10	3	11	70	63.1
vs Wichita St.	12/17/2022	59-49 W	19-52	.365	1-21	.048	10-15	.667	5	22	27	31.7	13	4	11	3	6	49	61.8
A&M-Corpus Christi	12/20/2022	81-58 W	21-65	.323	9-33	.273	7-10	.700	8	21	29	31.5	16	11	13	0	6	58	61.5
at Kansas	12/31/2022	67-69 L	26-56	.464	11-23	.478	6-10	.600	11	24	35	31.8	17	17	12	2	7	69	62.1
West Virginia	01/02/2023	67-60 W	19-52	.365	5-18	.278	17-28	.607	13	24	37	32.1	21	9	15	2	7	60	61.9
Texas	01/07/2023	46-56 L	17-54	.315	5-18	.278	17-21	.810	12	27	39	32.6	19	7	15	1	10	56	61.5
at Kansas St.	01/10/2023	57-65 L	21-59	.356	9-27	.333	14-19	.737	14	28	42	33.2	11	15	16	5	6	65	61.8
at Baylor	01/14/2023	58-74 L	25-54	.463	9-24	.375	15-22	.682	11	30	41	33.6	14	18	11	1	2	74	62.5
Oklahoma	01/18/2023	72-56 W	23-56	.411	4-15	.267	6-8	.750	3	29	32	33.6	16	11	14	3	3	56	62.1
Iowa St.	01/21/2023	61-59 W	25-63	.397	2-9	.222	7-12	.583	15	24	39	33.8	23	11	10	5	6	59	61.9
at Texas	01/24/2023	75-89 L	29-57	.509	8-13	.615	23-27	.852	14	27	41	34.2	19	18	18	4	10	89	63.3
Ole Miss	01/28/2023	82-60 W	23-64	.359	5-19	.263	9-11	.818	14	15	29	34.0	21	6	8	4	8	60	63.1
at Oklahoma	02/01/2023	71-61 W	16-46	.348	5-22	.227	24-33	.727	6	26	32	33.9	15	7	13	4	7	61	63.0
TCU	02/04/2023	79-73 W	26-62	.419	6-22	.273	15-17	.882	8	21	29	33.7	19	15	15	4	11	73	63.5
Texas Tech	02/08/2023	71-68 W	26-56	.464	6-18	.333	10-11	.909	8	23	31	33.5	19	9	16	1	4	68	63.7
at Iowa St.	02/11/2023	64-56 W	20-57	.351	7-22	.318	9-19	.474	10	24	34	33.6	23	11	12	2	8	56	63.4
Total		1584	547-1433	.382	160-540	.296	330-446	.740	259	580	839	33.6	438	272	337	66	187	1584	63.4
Oklahoma St.		1730	619-1403	.441	174-537	.324	318-451	.705	261	661	922	36.9	433	325	357	132	151	1730	69.2

Opponents Averages

Games Played	Points/game	FG Pct	3FG Pct	FT Pct	Rebounds/game	Assists/game	Turnovers/game	Assist/Turnover ratio	Steals/game	Blocks/game
25	63.4	38.2	29.6	74.0	33.6	10.9	13.5	0.8	7.5	2.6

SUPERLATIVES

Oklahoma St. - Game Highs

POINTS	91		at Oakland (11/13/2022)
	82		Ole Miss (01/28/2023)
	82		Tulsa (11/25/2022)
	82		vs DePaul (N) (11/20/2022)
	81		A&M-Corpus Christi (12/20/2022)
FIELD GOALS MADE	35		at Oakland (11/13/2022)
	32		Tulsa (11/25/2022)
FIELD GOAL ATTEMPTS	67		at Oklahoma (02/01/2023)
	66		at Kansas St. (01/10/2023)
	66		Tulsa (11/25/2022)
FIELD GOAL PERCENTAGE	.556	(30-54)	Prairie View (11/27/2022)
	.547	(35-64)	at Oakland (11/13/2022)
3 PT FG MADE	13		at Kansas (12/31/2022)
	13		A&M-Corpus Christi (12/20/2022)
3 PT FG ATTEMPTS	33		at Baylor (01/14/2023)
	33		A&M-Corpus Christi (12/20/2022)
3 PT FG PERCENTAGE	.522	(12-23)	at Oakland (11/13/2022)
	.448	(13-29)	at Kansas (12/31/2022)
FREE THROWS MADE	22		Ole Miss (01/28/2023)
	21		vs DePaul (N) (11/20/2022)
FREE THROW ATTEMPTS	28		Iowa St. (01/21/2023)
	28		vs DePaul (N) (11/20/2022)
FREE THROW PERCENTAGE	.900	(9-10)	at Oakland (11/13/2022)
	.889	(8-9)	at Kansas St. (01/10/2023)
REBOUNDS	43		Tulsa (11/25/2022)
	43		Southern Ill. (11/10/2022)
ASSISTS	24		at Oakland (11/13/2022)
	22		A&M-Corpus Christi (12/20/2022)
STEALS	11		at Kansas St. (01/10/2023)
	9		Tulsa (11/25/2022)
BLOCKED SHOTS	12		Texas (01/07/2023)
	9		Prairie View (11/27/2022)
TURNOVERS	18		Texas (01/07/2023)
	18		vs UCF (N) (11/18/2022)
FOULS	26		at Texas (01/24/2023)
	25		West Virginia (01/02/2023)
	25		at UConn (12/01/2022)

SUPERLATIVES

Opponent - Game Highs

POINTS	89	at Texas (01/24/2023)
	78	vs DePaul (N) (11/20/2022)
	74	at Baylor (01/14/2023)
	74	at UConn (12/01/2022)
	73	TCU (02/04/2023)
FIELD GOALS MADE	29	at Texas (01/24/2023)
	26	Texas Tech (02/08/2023)
	26	TCU (02/04/2023)
	26	at Kansas (12/31/2022)
FIELD GOAL ATTEMPTS	66	Tulsa (11/25/2022)
	65	A&M-Corpus Christi (12/20/2022)
FIELD GOAL PERCENTAGE	.509 (29-57)	at Texas (01/24/2023)
	.464 (26-56)	Texas Tech (02/08/2023)
	.464 (26-56)	at Kansas (12/31/2022)
3 PT FG MADE	11	at Kansas (12/31/2022)
	9	at Baylor (01/14/2023)
	9	at Kansas St. (01/10/2023)
	9	A&M-Corpus Christi (12/20/2022)
	9	vs UCF (N) (11/18/2022)
	9	Southern Ill. (11/10/2022)
3 PT FG ATTEMPTS	33	A&M-Corpus Christi (12/20/2022)
	31	Southern Ill. (11/10/2022)
3 PT FG PERCENTAGE	.615 (8-13)	at Texas (01/24/2023)
	.478 (11-23)	at Kansas (12/31/2022)
FREE THROWS MADE	27	vs DePaul (N) (11/20/2022)
	24	at Oklahoma (02/01/2023)
	24	at UConn (12/01/2022)
FREE THROW ATTEMPTS	33	at Oklahoma (02/01/2023)
	33	at UConn (12/01/2022)
	33	vs DePaul (N) (11/20/2022)
FREE THROW PERCENTAGE	.933 (14-15)	at Oakland (11/13/2022)
	.909 (10-11)	Texas Tech (02/08/2023)
REBOUNDS	42	at Kansas St. (01/10/2023)
	41	at Texas (01/24/2023)
	41	at Baylor (01/14/2023)
ASSISTS	18	at Texas (01/24/2023)
	18	at Baylor (01/14/2023)
STEALS	12	Sam Houston (12/06/2022)
	11	TCU (02/04/2023)
	11	vs Virginia Tech (N) (12/11/2022)
	11	UT Arlington (11/07/2022)
BLOCKED SHOTS	5	Iowa St. (01/21/2023)
	5	at Kansas St. (01/10/2023)
TURNOVERS	21	vs UCF (N) (11/18/2022)
	19	Tulsa (11/25/2022)
	19	UT Arlington (11/07/2022)
FOULS	24	vs DePaul (N) (11/20/2022)
	23	at Iowa St. (02/11/2023)
	23	Iowa St. (01/21/2023)

SUPERLATIVES

Oklahoma St. - Game Lows

POINTS	46	Texas (01/07/2023)
	56	vs UCF (N) (11/18/2022)
	57	at Kansas St. (01/10/2023)
	58	at Baylor (01/14/2023)
	59	vs Wichita St. (N) (12/17/2022)
FIELD GOALS MADE	14	Texas (01/07/2023)
	17	vs UCF (N) (11/18/2022)
FIELD GOAL ATTEMPTS	41	Iowa St. (01/21/2023)
	44	at Iowa St. (02/11/2023)
FIELD GOAL PERCENTAGE	.293 (17-58)	vs UCF (N) (11/18/2022)
	.304 (14-46)	Texas (01/07/2023)
3 PT FG MADE	2	vs UCF (N) (11/18/2022)
	3	vs DePaul (N) (11/20/2022)
3 PT FG ATTEMPTS	11	at UConn (12/01/2022)
	14	vs DePaul (N) (11/20/2022)
3 PT FG PERCENTAGE	.100 (2-20)	vs UCF (N) (11/18/2022)
	.212 (7-33)	at Baylor (01/14/2023)
FREE THROWS MADE	5	at Baylor (01/14/2023)
	8	at Kansas St. (01/10/2023)
	8	at Kansas (12/31/2022)
	8	Southern Ill. (11/10/2022)
FREE THROW ATTEMPTS	8	at Baylor (01/14/2023)
	9	at Kansas St. (01/10/2023)
FREE THROW PERCENTAGE	.500 (8-16)	Southern Ill. (11/10/2022)
	.565 (13-23)	Prairie View (11/27/2022)
REBOUNDS	27	at Texas (01/24/2023)
	30	at Baylor (01/14/2023)
	30	West Virginia (01/02/2023)
ASSISTS	5	at UConn (12/01/2022)
	8	Texas (01/07/2023)
	8	West Virginia (01/02/2023)
STEALS	2	at Baylor (01/14/2023)
	3	Ole Miss (01/28/2023)
	3	Iowa St. (01/21/2023)
BLOCKED SHOTS	2	Texas Tech (02/08/2023)
	3	at Oklahoma (02/01/2023)
	3	West Virginia (01/02/2023)
	3	A&M-Corpus Christi (12/20/2022)
	3	at UConn (12/01/2022)
	3	vs DePaul (N) (11/20/2022)
TURNOVERS	7	Oklahoma (01/18/2023)
	10	Texas Tech (02/08/2023)
	10	at Baylor (01/14/2023)
	10	at Oakland (11/13/2022)
FOULS	8	Tulsa (11/25/2022)
	9	Prairie View (11/27/2022)

SUPERLATIVES

Opponent - Game Lows

POINTS	49	vs Wichita St. (N) (12/17/2022)
	51	Sam Houston (12/06/2022)
	53	Prairie View (11/27/2022)
	56	at Iowa St. (02/11/2023)
	56	Oklahoma (01/18/2023)
	56	Texas (01/07/2023)
	56	Tulsa (11/25/2022)
FIELD GOALS MADE	16	at Oklahoma (02/01/2023)
	17	Texas (01/07/2023)
	17	Sam Houston (12/06/2022)
FIELD GOAL ATTEMPTS	46	at Oklahoma (02/01/2023)
	49	Sam Houston (12/06/2022)
FIELD GOAL PERCENTAGE	.305 (18-59)	vs UCF (N) (11/18/2022)
	.315 (17-54)	Texas (01/07/2023)
3 PT FG MADE	1	vs Wichita St. (N) (12/17/2022)
	2	Iowa St. (01/21/2023)
3 PT FG ATTEMPTS	9	Iowa St. (01/21/2023)
	13	at Texas (01/24/2023)
3 PT FG PERCENTAGE	.048 (1-21)	vs Wichita St. (N) (12/17/2022)
	.182 (4-22)	at Oakland (11/13/2022)
FREE THROWS MADE	1	Tulsa (11/25/2022)
	4	Prairie View (11/27/2022)
FREE THROW ATTEMPTS	4	Tulsa (11/25/2022)
	7	Southern Ill. (11/10/2022)
FREE THROW PERCENTAGE	.250 (1-4)	Tulsa (11/25/2022)
	.474 (9-19)	at Iowa St. (02/11/2023)
REBOUNDS	22	Sam Houston (12/06/2022)
	25	Prairie View (11/27/2022)
ASSISTS	4	vs Wichita St. (N) (12/17/2022)
	6	Ole Miss (01/28/2023)
STEALS	2	at Baylor (01/14/2023)
	3	Oklahoma (01/18/2023)
BLOCKED SHOTS	0	A&M-Corpus Christi (12/20/2022)
	1	Texas Tech (02/08/2023)
	1	at Baylor (01/14/2023)
	1	Texas (01/07/2023)
	1	Southern Ill. (11/10/2022)
	1	UT Arlington (11/07/2022)
TURNOVERS	7	at UConn (12/01/2022)
	8	Ole Miss (01/28/2023)
FOULS	11	at Kansas St. (01/10/2023)
	12	at Oakland (11/13/2022)

SUPERLATIVES

Oklahoma St. - Individual Game Highs

POINTS	25		Kalib Boone vs TCU (02/04/2023)
	23		Kalib Boone at Kansas St. (01/10/2023)
	23		Bryce Thompson at Kansas (12/31/2022)
	21		Bryce Thompson vs Texas Tech (02/08/2023)
	19		John-Michael Wright at Iowa St. (02/11/2023)
	19		Caleb Asberry vs TCU (02/04/2023)
	19		Bryce Thompson vs Oklahoma (01/18/2023)
	19		John-Michael Wright at Kansas (12/31/2022)
	19		Bryce Thompson vs Wichita St. (N) (12/17/2022)
FIELD GOALS MADE	11		Kalib Boone vs TCU (02/04/2023)
	9		Bryce Thompson vs Texas Tech (02/08/2023)
	9		Kalib Boone at Kansas St. (01/10/2023)
FIELD GOAL ATTEMPTS	17		Bryce Thompson vs Wichita St. (N) (12/17/2022)
	16		Bryce Thompson vs Texas Tech (02/08/2023)
	16		John-Michael Wright at Texas (01/24/2023)
FIELD GOAL PERCENTAGE (min 5 made)	1.000	(6-6)	Kalib Boone vs Ole Miss (01/28/2023)
	1.000	(5-5)	Tyreek Smith vs Tulsa (11/25/2022)
3 PT FG MADE	7		Bryce Thompson at Kansas (12/31/2022)
	5		Bryce Thompson vs Wichita St. (N) (12/17/2022)
3 PT FG ATTEMPTS	11		Caleb Asberry at Baylor (01/14/2023)
	10		John-Michael Wright at Texas (01/24/2023)
	10		Bryce Thompson at Kansas (12/31/2022)
3 PT FG PERCENTAGE (min 2 made)	1.000	(3-3)	Bryce Thompson vs Oklahoma (01/18/2023)
	.750	(3-4)	Caleb Asberry at UConn (12/01/2022)
	.750	(3-4)	Chris Harris Jr. at Oakland (11/13/2022)
FREE THROWS MADE	11		Avery Anderson, III vs Ole Miss (01/28/2023)
	10		Avery Anderson, III vs UCF (N) (11/18/2022)
FREE THROW ATTEMPTS	12		Avery Anderson, III vs UCF (N) (11/18/2022)
	11		Avery Anderson, III vs Ole Miss (01/28/2023)
FREE THROW PERCENTAGE (min 3 made)	1.000	(11-11)	Avery Anderson, III vs Ole Miss (01/28/2023)
	1.000	(6-6)	Avery Anderson, III vs Wichita St. (N) (12/17/2022)
	1.000	(5-5)	Caleb Asberry at Iowa St. (02/11/2023)
	1.000	(4-4)	John-Michael Wright at Iowa St. (02/11/2023)
	1.000	(4-4)	Tyreek Smith at Texas (01/24/2023)
	1.000	(4-4)	Kalib Boone vs Texas (01/07/2023)
	1.000	(4-4)	Tyreek Smith vs West Virginia (01/02/2023)
	1.000	(4-4)	Tyreek Smith vs A&M-Corpus Christi (12/20/2022)
	1.000	(4-4)	Avery Anderson, III at UConn (12/01/2022)
	1.000	(4-4)	John-Michael Wright vs DePaul (N) (11/20/2022)
	1.000	(4-4)	Kalib Boone vs UCF (N) (11/18/2022)
	1.000	(4-4)	John-Michael Wright vs UCF (N) (11/18/2022)
	1.000	(4-4)	Caleb Asberry vs Southern Ill. (11/10/2022)
	1.000	(3-3)	Moussa Cisse vs Texas Tech (02/08/2023)
	1.000	(3-3)	Chris Harris Jr. at Texas (01/24/2023)
	1.000	(3-3)	Kalib Boone vs A&M-Corpus Christi (12/20/2022)
	1.000	(3-3)	Avery Anderson, III vs Sam Houston (12/06/2022)
	1.000	(3-3)	Kalib Boone vs Tulsa (11/25/2022)
	1.000	(3-3)	Kalib Boone vs DePaul (N) (11/20/2022)
1.000	(3-3)	Avery Anderson, III at Oakland (11/13/2022)	
REBOUNDS	15		Moussa Cisse vs Southern Ill. (11/10/2022)
	14		Moussa Cisse vs A&M-Corpus Christi (12/20/2022)
	14		Moussa Cisse vs UCF (N) (11/18/2022)
ASSISTS	9		Avery Anderson, III at Texas (01/24/2023)
	9		Avery Anderson, III vs A&M-Corpus Christi (12/20/2022)

SUPERLATIVES

Opponent - Individual Game Highs

POINTS	26		Jordan Hawkins at UConn (12/01/2022)
	25		Eral Penn vs DePaul (N) (11/20/2022)
	21		Marcus Carr at Texas (01/24/2023)
	20		Jaylon Tyson vs Texas Tech (02/08/2023)
	20		Markquis Nowell at Kansas St. (01/10/2023)
	20		Jalen Wilson at Kansas (12/31/2022)
	20		Adama Sanogo at UConn (12/01/2022)
FIELD GOALS MADE	8		Jaylon Tyson vs Texas Tech (02/08/2023)
	8		De'Vion Harmon vs Texas Tech (02/08/2023)
	8		Lance Jones vs Southern Ill. (11/10/2022)
FIELD GOAL ATTEMPTS	17		Jalen Wilson at Kansas (12/31/2022)
	17		Lance Jones vs Southern Ill. (11/10/2022)
FIELD GOAL PERCENTAGE (min 5 made)	1.000	(6-6)	KJ Adams, Jr. at Kansas (12/31/2022)
	.833	(5-6)	Brock Cunningham at Texas (01/24/2023)
3 PT FG MADE	5		Markquis Nowell at Kansas St. (01/10/2023)
	5		Ross Williams vs A&M-Corpus Christi (12/20/2022)
	5		Jordan Hawkins at UConn (12/01/2022)
3 PT FG ATTEMPTS	11		Trevian Tennyson vs A&M-Corpus Christi (12/20/2022)
	11		Ross Williams vs A&M-Corpus Christi (12/20/2022)
	11		C.J. Kelly vs UCF (N) (11/18/2022)
3 PT FG PERCENTAGE (min 2 made)	1.000	(3-3)	Brock Cunningham at Texas (01/24/2023)
	1.000	(2-2)	Marcus Carr at Texas (01/24/2023)
	1.000	(2-2)	Brock Cunningham vs Texas (01/07/2023)
	1.000	(2-2)	Dajuan Harris at Kansas (12/31/2022)
	1.000	(2-2)	Joey Calcaterra at UConn (12/01/2022)
	1.000	(2-2)	Trajan Wesley vs Prairie View (11/27/2022)
FREE THROWS MADE	11		Umoja Gibson vs DePaul (N) (11/20/2022)
	9		Jordan Hawkins at UConn (12/01/2022)
FREE THROW ATTEMPTS	13		Umoja Gibson vs DePaul (N) (11/20/2022)
	12		Jordan Hawkins at UConn (12/01/2022)
FREE THROW PERCENTAGE (min 3 made)	1.000	(6-6)	Flo Thamba at Baylor (01/14/2023)
	1.000	(6-6)	Mylyjael Poteat vs Virginia Tech (N) (12/11/2022)
	1.000	(6-6)	C.J. Kelly vs UCF (N) (11/18/2022)
	1.000	(5-5)	Keaton Hervey at Oakland (11/13/2022)
	1.000	(5-5)	Shemar Wilson vs UT Arlington (11/07/2022)
	1.000	(5-5)	Kyron Gibson vs UT Arlington (11/07/2022)
	1.000	(4-4)	Abayomi Iyiola at Kansas St. (01/10/2023)
	1.000	(4-4)	Tre Mitchell vs West Virginia (01/02/2023)
	1.000	(4-4)	Da'Sean Nelson vs DePaul (N) (11/20/2022)
	1.000	(4-4)	Lorne Bowman II at Oakland (11/13/2022)
	1.000	(4-4)	Taj Anderson vs UT Arlington (11/07/2022)
	1.000	(3-3)	Jaemyn Brakefield vs Ole Miss (01/28/2023)
	1.000	(3-3)	Markquis Nowell at Kansas St. (01/10/2023)
	1.000	(3-3)	Taylor Hendricks vs UCF (N) (11/18/2022)
REBOUNDS	12		Dillon Mitchell vs Texas (01/07/2023)
	12		Taylor Hendricks vs UCF (N) (11/18/2022)
ASSISTS	9		Dajuan Harris at Kansas (12/31/2022)
	8		Adam Flagler at Baylor (01/14/2023)
STEALS	6		Justyn Mutts vs Virginia Tech (N) (12/11/2022)
	4		Shahada Wells vs TCU (02/04/2023)
	4		Tre King vs Iowa St. (01/21/2023)
	4		Qua Grant vs Sam Houston (12/06/2022)
	4		Taj Anderson vs UT Arlington (11/07/2022)
BLOCKED SHOTS	3		Osun Osunniyi vs Iowa St. (01/21/2023)
	3		Nae'Qwan Tomlin at Kansas St. (01/10/2023)

THE LAST TIME ...

TEAM

OSU Scored 100 Points..... 102 vs UT-Rio Grande Valley (Dec. 22, 2017)
 Opponent Scored 100 Points 109 by Oklahoma (Jan. 3, 2018)

OSU Scored 90 Points..... 91 at Oakland (Nov. 13, 2022)
 Opponent Scored 90 Points..... 93 by Cleveland State (Dec. 13, 2021)

OSU Scored Fewer than 60 Points..... 58 at Baylor (Jan. 14, 2023)
 Opponent Scored Fewer than 60 Points..... 56 by Iowa State (Feb. 11, 2023)

OSU Scored Fewer than 50 Points..... 46 vs Texas (Jan. 7, 2023)
 Opponent Scored Fewer than 50 Points 49 by Wichita State (Dec. 17, 2022)

OSU Won by 30 Points 30 vs Col. of Charleston (Nov. 22, 2021)
 Opponent Won by 30 Points 35 by Texas Tech (Jan. 4, 2020)

OSU shot 65% from the floor..... 66.0 at Texas (March 7, 2020)
 Opponent shot 65% from the floor..... 66.0 by Arizona (March 24, 2005)

OSU shot 60% from the floor..... 66.0 at Texas (March 7, 2020)
 Opponent shot 60% from the floor..... 61.5 by Kansas State (Feb. 23, 2019)

OSU shot less than 25% from the floor..... 24.6 at South Carolina (Dec. 6, 2014)
 Opponent shot less than 25% from the floor 22.4 by Southeastern Louisiana (Dec. 29, 2019)

OSU shot less than 35% from the floor..... 33.3 at Kansas State (Jan. 10, 2023)
 Opponent shot less than 35% from the floor 34.8 by Oklahoma (Feb. 1, 2023)

OSU shot 50% from beyond the arc..... 52.2 at Oakland (Nov. 13, 2022)
 Opponent shot 50% from beyond the arc 61.5 by Texas (Jan. 24, 2023)

OSU shot less than 20% from beyond the arc 10.0 vs UCF (Nov. 18, 2022)
 Opponent shot less than 20% from beyond the arc.... 4.8 by Wichita State (Dec. 17, 2022)

OSU made 10 three-pointers..... 13 at Kansas (Dec. 31, 2022)
 Opponent made 10 three-pointers..... 11 by Kansas (Dec. 31, 2022)

OSU shot 100% from the FT line (min. 10)..... 22-of-22 vs Texas Tech (Feb. 25, 2017)
 Opponent shot 100% from the FT line (min. 10) 12-of-12 by Iowa State (Feb. 29, 2020)

OSU shot less than 50% from the FT line..... 42.9 at Iowa State (Jan. 25, 2021)
 Opponent shot less than 50% from the FT line..... 47.4 by Iowa State (Feb. 11, 2023)

OSU had 50 Rebounds..... 51 vs Oral Roberts (Nov. 26, 2021)
 Opponent had 50 Rebounds..... 50 by Kansas, (Jan. 4, 2022)

OSU had 20 Offensive Rebounds 20 vs Oklahoma (Jan. 20, 2018)
 Opponent had 20 Offensive Rebounds 22 by Texas (Feb. 6, 2021)

OSU had 20 Assists..... 22 vs Texas A&M-Corpus Christi (Dec. 20, 2022)
 Opponent had 20 Assists..... 21 by Iowa State (Jan. 26, 2022)

OSU had 10 Steals 11 at Kansas State (Jan. 10, 2023)
 Opponent had 10 Steals..... 11 by TCU (Feb. 04, 2023)

OSU had 10 Blocked Shots 12 vs Texas (Jan. 7, 2023)
 Opponent had 10 Blocked Shots..... 11 by Oregon State (March 21, 2021)

OSU had two 30-point scorers vs Southwestern State (Jan. 2, 2007)
 Opponent had two 30-point scorers Never
 OSU had three 30-point scorers vs Oral Roberts (March 4, 1993)

OSU had two 20-point scorers vs Kansas State (Feb. 19, 2022)
 Opponent had two 20-point scorers UConn (Dec. 1, 2022)

OSU had three 20-point scorers vs Oklahoma (Feb. 18, 2017)
 Opponent had three 20-point scorers West Virginia (Jan. 4, 2021)
 OSU had four 20-point scorers vs Northwestern State (Jan. 3, 2009)

Teams combined for four 20-point scorers vs Oklahoma (Feb. 18, 2017)
 Teams combined for five 20-point scorers vs West Virginia (Jan. 4, 2021)
 Teams combined for six 20-point scorers..... vs Providence (Nov. 25, 1993)

OSU had five double-figure scorers..... vs UMass Lowell (Nov. 16, 2021)
 Opponent had five double-figure scorers..... by TCU (Feb. 04, 2023)

OSU had six double-figure scorers..... vs Col. of Charleston (Nov. 22, 2021)
 Opponent had six double-figure scorers..... by Minnesota (Nov. 30, 2018)

OSU had seven double-figure scorers..... vs Rogers State (Nov. 30, 2016)
 Opponent had seven double-figure scorers..... Never

Teams combined for 10 double-figure scorers 10 vs Baylor (Feb. 8, 2020)

OSU had all 5 starters score in double figures.... vs TCU (March 13, 2019)
 Opp. had all 5 starters score in double figures... Kansas (Feb. 14, 2022)

OSU had no players score in double figures at Iowa State (Feb. 29, 2016)
 Opp. had no players score in double figures..... UT Arlington (Nov. 9, 2021)

OSU had only one player score in double figures..... vs Texas (Jan. 7, 2023)
 Opp. had only one player score in double figures Wichita State (Dec. 17, 2022)

OSU had two double-figure rebounders at Oklahoma (Feb. 27, 2021)
 OSU had three double-figure rebounders..... at UT Arlington (Nov. 25, 2020)
 Opp. had two double-figure rebounders..... Kansas (Jan. 4, 2022)

OSU had two double-doubles vs Texas (Feb. 6, 2021)
 OSU had three double-doubles..... vs Seattle (Nov. 14, 2009)
 Opponent had two double-doubles Kansas (Feb. 8, 2021)*
 *(Kansas totaled three double-doubles on Feb. 8, 2021)

THE LAST TIME ...

OSU scored 50 points in first half..... 53 vs UT-Rio Grande Valley (Dec. 22, 2017)
 OSU scored 50 points in second half 51 vs Prairie View A&M (Nov. 27, 2022)

Opponent scored 50 points in first half..... 50, Oklahoma (Jan. 3, 2018)
 Opponent scored 50 points in second half 50, Kansas (Feb. 08, 2021)

OSU scored less than 20 points in first half..... 19 at Oklahoma (Feb. 26, 2022)
 OSU scored less than 20 points in second half 14 at West Virginia (Feb. 19, 2020)

Opponent scored less than 20 points in first half..... 17, UCF (Nov. 18, 2022)
 Opponent scored less than 20 points in second half 16, Iowa State (March 2, 2022)

OSU had three players foul out at Baylor (Feb. 8, 2020)
 Opponent had three players foul out West Virginia (Jan. 25, 2014)

OSU failed to make a 3-point attempt vs Iowa State (Jan. 8, 2001)
 Opponent failed to make a 3-point attempt..... TCU (Feb. 14, 2015)

OSU defeated an AP ranked opponent..... 64-56 vs 11/13 Iowa State (Feb. 11, 2023)
 OSU lost to an AP ranked opponent..... 75-89 vs 10/10 Texas (Jan. 24, 2023)

OSU won an overtime game 82-79 vs Kansas State (Feb. 19, 2022)
 OSU lost an overtime game..... 56-60 vs UCF (Nov. 18, 2022)

OSU won a double-overtime game..... 75-67 vs Texas (Feb. 6, 2021)
 OSU lost a double-overtime game..... 67-68 vs Kansas (Feb. 20, 2013)

OSU won a triple-overtime game 105-103 vs Texas (Jan. 16, 2007)
 OSU lost a triple-overtime game 97-98 vs Iowa State (Feb. 3, 2014)

OSU won a quadruple-overtime game 96-91 at Colorado (Feb. 5, 1983)
 OSU lost a quadruple-overtime game..... Never

INDIVIDUAL

A Cowboy had a Triple-Double (P/R/A)..... 19/14/10, Maurice Baker vs UTSA (Jan. 3, 2001)
 An Opponent had a Triple-Double (P/R/A).... 19/10/11, Anthony Bowie, Oklahoma (Feb. 27, 1985)

A Cowboy had a Double-Double (PTS/REB)..... 16/10, Kalib Boone vs Texas (Jan. 7, 2023)
 An Opponent had a Double-Double (PTS/REB) 25/11, Eral Penn, DePaul (Nov. 20, 2022)

A Cowboy had a Double-Double (PTS/AST).....15/11, Isaac Likekele vs TCU (Feb. 6, 2020)
 An Opponent had a Double-Double (PTS/AST)10/11, Alex Robinson, TCU (Feb. 6, 2019)

A Cowboy had a 20/20 Performance (PTS/REB)... 37/20, Mario Boggan vs Texas (Jan. 16, 2007)
 An Opponent had a 20/20 Performance (PTS/REB) 20/23, Reginald King, Alabama (Dec. 17, 1976)

A Cowboy had a 20/10 Performance (PTS/REB).....22/15 Kalib Boone vs Texas (Feb. 6, 2021)
 An Opponent had a 20/10 Performance (PTS/REB).....25/11, Eral Penn, DePaul (Nov. 20, 2022)

A Cowboy scored 30 points 34, Avery Anderson III vs Iowa State (Jan. 26, 2022)
 An Opponent Scored 30 Points 31, D'Moi Hodge, Cleveland State (Dec. 13, 2021)

A Cowboy Scored 20 Points.....21, Bryce Thompson vs TTU (Feb. 8, 2023)
 An Opponent Scored 20 points 20, Jaylon Tyson, TTU (Feb. 8, 2023)

A Cowboy had 20 Rebounds 20, Mario Boggan vs Texas (Jan. 16, 2007)
 An Opponent had 20 Rebounds 21, Derek Culver, West Virginia (March 9, 2019)

A Cowboy had 15 Rebounds..... 15, Moussa Cisse, vs Southern Illinois (Nov. 11, 2022)
 An Opponent had 15 Rebounds.....15, David McCormack, Kansas (Jan. 4, 2022)
 15, Jalen Willson, Kansas (Jan. 4, 2022)

A Cowboy had 10 Offensive Rebounds..... 10, Mario Boggan vs Texas (Jan. 16, 2007)
 An Opponent had 10 Offensive Rebounds..... 12, Rico Gathers, Baylor (Jan. 5, 2016)

A Cowboy had 10 Assists 11, Isaac Likekele vs TCU (Feb. 6, 2020)
 An Opponent had 10 Assists 11, Jamarius Burton, Wichita State (Dec. 8, 2019)

A Cowboy had five Steals 5, Avery Anderson III vs Southern Illinois (Nov. 10, 2022)
 An Opponent had five Steals 6, Justyn Mutts, Virginia Tech (Dec. 11, 2022)

A Cowboy had five Blocked Shots 5, Kalib Boone vs Oklahoma, 01/18/23
 An Opponent had five Blocked Shots 5, Connor Vanover, Arkansas (Jan. 30, 2021)

A Cowboy won a game in the final 3 seconds.....Offensively: John-Michael Wright made a put-back and-1 with 0.8 remaining to defeat Texas Tech, 71-68, at Gallagher-Iba Arena on Feb. 08, 2023.

..... Defensively: Mitchell Solomon drew a charge with a second remaining to defeat No. 19 Florida State, 71-70, in Sunrise, Fla., on Dec. 16, 2017.

An Opponent won a game in the final 3 seconds... Kansas State's Nijel Pack hit a 22-foot three-pointer with 2.2 remaining to beat OSU, 71-68, in Manhattan, Kan. on Feb. 2, 2022.

BOX SCORES

Game 13 • Dec. 31, 2022 • Allen Fieldhouse (Lawrence, Kan.) • Att: 16,300
OKLAHOMA STATE 67
4/4 KANSAS 69

Official Basketball Box Score - Final
Oklahoma St. at Kansas
Records: 6-3 (2-2)
Shooting By Period
1st FG% 16-29 55.2%
3PT% 9-18 50.0%
2nd FG% 7-25 28.0%
3PT% 4-11 36.4%

Records: 13-0 (1-0)
Shooting By Period
1st FG% 12-24 50.0%
3PT% 4-6 66.7%
2nd FG% 14-32 43.8%
3PT% 7-17 41.2%

OSU KAN
Biggest lead 16 (1st 8:36) 3 (2nd 6:17)
Best Shooting Run 8 (1st 8:15) 11 (2nd 13:01)
Lead Changes 0
Times Tied 6

Game 15 • Jan. 7, 2023 • Gallagher-Iba Arena (Stillwater, Okla.) • Att: 7,368
6/6 TEXAS 56
OKLAHOMA STATE 46

Official Basketball Box Score - Final
Texas at Oklahoma St.
Records: 13-0 (1-0)
Shooting By Period
1st FG% 9-28 32.1%
3PT% 2-9 22.2%
2nd FG% 8-26 30.8%
3PT% 3-9 33.3%

Records: 6-3 (2-2)
Shooting By Period
1st FG% 7-21 33.3%
3PT% 3-9 33.3%
2nd FG% 7-11 63.0%
3PT% 1-2 50.0%

OSU KState
Biggest lead 10 (2nd 18:47) 1 (1st 17:28)
Best Shooting Run 4 (2nd 3:20) 8 (2nd 10:39)
Lead Changes 4

Game 14 • Jan. 2, 2023 • Gallagher-Iba Arena (Stillwater, Okla.) • Att: 6,134
WEST VIRGINIA 60
OKLAHOMA STATE 67

Official Basketball Box Score - Final
West Virginia at Oklahoma St.
Records: 19-4 (9-2)
Shooting By Period
1st FG% 15-35 42.9%
3PT% 7-23 30.4%
2nd FG% 6-20 30.0%
3PT% 4-11 36.4%

Records: 6-3 (1-1)
Shooting By Period
1st FG% 14-29 48.3%
3PT% 3-9 33.3%
2nd FG% 11-23 47.8%
3PT% 2-7 28.6%

WVU OSU
Biggest lead 3 (2nd 0:30) 13 (2nd 18:48)
Best Shooting Run 2 (2nd 11:45) 8 (2nd 18:47)
Lead Changes 2

Game 16 • Jan. 10, 2023 • Bramlage Coliseum (Manhattan, Kan.) • Att: 11,000
OKLAHOMA STATE 67
11/13 KANSAS STATE 55

Official Basketball Box Score - Final
Oklahoma St. at Kansas St.
Records: 6-7 (3-3)
Shooting By Period
1st FG% 9-15 60.0%
3PT% 3-8 37.5%
2nd FG% 1-1 100%
3PT% 0-5 0.0%

Records: 11-1 (5-2)
Shooting By Period
1st FG% 10-31 32.3%
3PT% 5-15 33.3%
2nd FG% 11-28 39.3%
3PT% 4-12 33.3%

OSU KState
Biggest lead 5 (1st 3:15) 10 (2nd 10:10)
Best Shooting Run 11 (1st 3:15) 10 (2nd 13:46)
Lead Changes 0

BOX SCORES

Game 25 • Feb. 11, 2023 • James H. Hilton Coliseum (Ames, Iowa) • Att: 14,267

OKLAHOMA STATE	64
IOWA STATE	56

Official Basketball Box Score - Final
Oklahoma State at #11 Iowa State
 02/11/23 James H. Hilton Coliseum, Ames, Iowa
 2022-23 Men's Basketball

Game Time: 5:06 PM
 Game Duration: 2:09
 Attendance: 14,267

Oklahoma State - 64

Record: 16-9 (7-5)

Officials: Doug Simons, Michael Greenstein, Amy Bonner

NO.	Name	Min	FG			3P			FT			Rebounds		Fouls		TP	AS	TO	ST	Blocks		+/-	Shooting By Period												
			M-A	M-A	M-A	M-A	M-A	OR	DR	TOT	PF	FD	BS	BA	1 st					2 nd	3 rd		FG%	3PT%	FT%										
4	Woody Newton	F 23:51	2-5	1-3	1-2	0	3	3	3	2	6	0	0	0	0	0	0	0	0	0	1	9	1 st FG%	9-23	39.1%										
22	Kalib Boone	F 25:17	3-5	0-0	2-2	2	6	8	3	3	8	3	2	1	2	1	2	1	13	3PT%	4-12	33.3%	FT%	4-4	100%										
1	Bryce Thompson	G 33:55	5-12	2-6	0-0	0	3	3	2	3	12	2	3	0	0	0	0	8	2 nd FG%	12-21	57.1%	3PT%	4-10	40.0%											
5	Caleb Asberry	G 28:17	2-4	1-3	5-5	0	5	5	4	4	10	3	3	1	0	0	0	10	FT%	10-16	62.5%	GM FG%	21-44	47.7%											
51	John-Michael Wright	G 38:05	6-10	3-6	4-4	0	2	2	3	2	19	2	4	2	0	0	6	3PT%	9-22	36.4%	FT%	14-20	70.0%												
2	Chris Harris Jr.	16:39	1-2	1-2	2-2	0	2	2	0	1	5	0	0	0	0	0	2	Dead Ball Rebounds:	2	2															
33	Moussa Cisse	23:27	2-4	0-0	0-5	1	7	8	3	7	4	0	2	0	2	0	-4																		
13	Quion Williams	06:32	0-2	0-2	0-0	0	0	0	1	0	0	0	1	0	0	0	-3																		
23	Tyreek Smith	03:57	0-0	0-0	0-0	0	1	1	3	0	0	0	0	1	0	1	-1																		
Team						0			2			2		0		0																			
Totals			21-44			8-22			14-20			3		31		34		22		22		64		10		16		4		5		2		8	

Technical Fouls: Asberry 2nd:1:50

#11 Iowa State - 56

Record: 16-8 (7-5)


NO.	Name	Min	FG			3P			FT			Rebounds		Fouls		TP	AS	TO	ST	Blocks		+/-	Shooting By Period												
			M-A	M-A	M-A	M-A	M-A	OR	DR	TOT	PF	FD	BS	BA	1 st					2 nd	3 rd		FG%	3PT%	FT%										
21	Osun Osunniyi	C 24:25	4-7	0-1	1-1	2	6	8	1	3	9	1	2	1	2	1	2	1	-4	1 st FG%	12-34	35.3%	3PT%	4-12	33.3%										
2	Caleb Grill	G 34:57	1-5	1-5	1-5	0	4	4	5	3	4	2	0	1	0	0	-5	FT%	4-7	57.1%	2 nd FG%	8-23	34.8%												
3	Tamin Lipsy	G 30:48	5-11	0-0	2-3	3	3	6	2	3	12	2	1	2	0	1	-7	3PT%	3-10	30.0%	FT%	5-12	41.7%												
13	Jaren Holmes	G 25:01	2-8	2-6	2-4	1	0	1	5	3	8	3	4	0	0	1	-8	GM FG%	20-57	35.1%	3PT%	7-22	31.8%												
22	Gabe Kalscheur	G 37:36	2-12	2-6	0-0	0	3	3	2	1	6	3	2	1	0	0	-10	FT%	9-19	47.4%	Dead Ball Rebounds:	4	0												
0	Tre King	10:18	0-2	0-0	0-0	0	3	3	3	1	0	0	1	0	0	1	1																		
12	Robert Jones	13:57	2-5	0-0	0-2	3	3	6	2	2	4	0	1	1	0	1	-3																		
5	Aljaz Kunc	22:58	4-7	2-4	3-4	1	2	3	3	5	13	0	1	2	0	0	-4																		
Team						0			0			0		0		0																			
Totals			20-57			7-22			9-19			10		24		34		23		21		56		11		12		8		2		5		-8	

Technical Fouls: Grill 2nd:1:50

	OSU		ISU		Points from	OSU	ISU	Period by Period Scoring				
	1 st	2 nd	1 st	2 nd				TOT	OSU	ISU	TOT	
Biggest lead	8 (2 nd 0:55)	7 (2 nd 19:14)			Turnovers	10	15					
Best Scoring Run	7 (1 st 13:16)	6 (1 st 15:24)			Paint	16	24					
Lead Changes	4				Second Chance	4	8					
Times Tied	8				Fast Breaks	2	7					
Time with Lead	10:56	19:08			Bench	9	17					

Game Notes: Fouled Out: ISU #2 Grill (1:50); ISU #13 Holmes (0:25.6) • Class A Technical: ISU #2 Grill (1:50, 2nd); OSU #5 Asberry (1:50, 2nd) • Flagrant 1: OSU #4 Newton (4:08, 1st) ♦

TV/RADIO ROSTER




**0 AVERY
ANDERSON III**

6-3 • 158 • Sr • G
Justin, Texas




**1 BRYCE
THOMPSON**

6-6 • 194 • Jr • G
Tulsa, Okla.



**2 CHRIS
HARRIS JR**

6-2 • 223 • Sr • G
Dallas, Texas



**4 WOODY
NEWTON**

6-9 • 195 • Jr • G
District Heights, Md.



**5 CALEB
ASBERRY**

6-3 • 165 • R-Sr • G
Pflugerville, Texas



**12 NAZ
BROWN**

6-0 • 181 • Fr • G
Fort Worth, Texas



**13 QUION
WILLIAMS**

6-4 • 208 • Fr • G
Jonesboro, Ark.



**15 CARSON
SAGER**

6-4 • 207 • Jr • G
Wichita Falls, Texas



**21 BROOKS
MANZER**

6-3 • 190 • So • G
Edmond, Okla.



**22 KALIB
BOONE**

6-9 • 198 • Sr • F
Tulsa, Okla.




**23 TYREEK
SMITH**

6-9 • 217 • R-Jr • F
Baton Rouge, La.



**25 BERNARD
KOUMA**

6-10 • 240 • Sr • F
N'Djamena, Chad, Africa



**33 MOUSSA
CISSE**

7-1 • 216 • Jr • F
Conakry, Guinea



**35 WESTON
CHURCH**

6-3 • 180 • Jr • G
Fairview, Okla.



**51 JOHN-MICHAEL
WRIGHT**

6-1 • 190 • Sr • G
Fayetteville, N.C.